



LIFE, ACCIDENT AND HEALTH COMPANIES/FRATERNAL BENEFIT SOCIETIES - ASSOCIATION EDITION

# QUARTERLY STATEMENT

AS OF JUNE 30, 2024

OF THE CONDITION AND AFFAIRS OF

## AUGUSTAR LIFE INSURANCE COMPANY

NAIC Group Code 0704 0704 NAIC Company Code 67172 Employer's ID Number 31-0397080  
(Current) (Prior)

Organized under the Laws of Ohio, State of Domicile or Port of Entry OH

Country of Domicile United States of America

Licensed as business type: Life, Accident and Health [ X ] Fraternal Benefit Societies [ ]

Incorporated/Organized 09/09/1909 Commenced Business 10/10/1910

Statutory Home Office One Financial Way, Cincinnati, OH, US 45242  
(Street and Number) (City or Town, State, Country and Zip Code)

Main Administrative Office One Financial Way  
(Street and Number)  
Cincinnati, OH, US 45242 513-794-6100  
(City or Town, State, Country and Zip Code) (Area Code) (Telephone Number)

Mail Address Post Office Box 237, Cincinnati, OH, US 45201  
(Street and Number or P.O. Box) (City or Town, State, Country and Zip Code)

Primary Location of Books and Records One Financial Way  
(Street and Number)  
Cincinnati, OH, US 45242 513-794-6100-6015  
(City or Town, State, Country and Zip Code) (Area Code) (Telephone Number)

Internet Website Address N/A

Statutory Statement Contact Amber Dawn Roberts, 513-794-6100-6015  
(Name) (Area Code) (Telephone Number)  
amber\_roberts@constellationinsurance.com 513-794-4622  
(E-mail Address) (FAX Number)

### OFFICERS

President and Chief Executive Officer Clifford James Jack Treasurer & Chief Corporate Development Officer Brijendra Singh Grewal #  
SVP, Corporate Secretary & LATAM Regional Counsel and Compliance Carlos Fernando da Costa Almeida de Paiva Nascimento SVP, Chief Risk Officer & Head of U.S. M&A/Reinsurance, Appointed Actuary Scott Niel Shepherd #

### OTHER

Michael Akker #, Senior Vice President & Chief Operating Officer, ALAC David Anthony Azzarito #, President, Latin America Marc Bruger #, Managing Director  
Lori Dianne Dashewich #, Senior Vice President, Chief Financial Officer Jonathan Morton Egol #, Managing Director Sachin Jain #, Senior Vice President & Chief Investment Officer  
David George Marlow #, Senior Vice President, Operations & IT Gary Russell Rodmaker #, Managing Director Marc Allan Socol, Senior Vice President & Chief Revenue Officer

### DIRECTORS OR TRUSTEES

Anurag Chandra Philippe Francois Charette Patricia Lynn Guinn  
Gregory Svend Nielsen Westley Vander Thompson Steven Carl Verney

State of Ohio SS:  
County of Butler

The officers of this reporting entity being duly sworn, each depose and say that they are the described officers of said reporting entity, and that on the reporting period stated above, all of the herein described assets were the absolute property of the said reporting entity, free and clear from any liens or claims thereon, except as herein stated, and that this statement, together with related exhibits, schedules and explanations therein contained, annexed or referred to, is a full and true statement of all the assets and liabilities and of the condition and affairs of the said reporting entity as of the reporting period stated above, and of its income and deductions therefrom for the period ended, and have been completed in accordance with the NAIC Annual Statement Instructions and Accounting Practices and Procedures manual except to the extent that: (1) state law may differ; or, (2) that state rules or regulations require differences in reporting not related to accounting practices and procedures, according to the best of their information, knowledge and belief, respectively. Furthermore, the scope of this attestation by the described officers also includes the related corresponding electronic filing with the NAIC, when required, that is an exact copy (except for formatting differences due to electronic filing) of the enclosed statement. The electronic filing may be requested by various regulators in lieu of or in addition to the enclosed statement.

Lori Dashewich  
Signed on 2024/08/09 10:32:51 -8:00

Carlos Paiva  
Signed on 2024/08/09 10:32:51 -8:00

Scott N. Shepherd  
Signed on 2024/08/09 10:32:51 -8:00

Lori Dianne Dashewich  
Senior Vice President, Chief Financial Officer

Carlos Fernando da Costa Almeida de Paiva Nascimento  
SVP, Corporate Secretary & LATAM Regional Counsel and Compliance

Scott Niel Shepherd  
SVP, Chief Risk Officer & Head of U.S. M&A/Reinsurance, Appointed Actuary

Subscribed and sworn to before me this 9th day of August, 2024

Stephanie Coleman  
Signed on 2024/08/09 10:32:51 -8:00

Stephanie Coleman  
Notary Public  
Expires November 24, 2025

- a. Is this an original filing? ..... Yes [ X ] No [ ]
- b. If no,
  - 1. State the amendment number .....
  - 2. Date filed .....
  - 3. Number of pages attached .....



FF1DEEDF-B842-45BC-8026-947E80B2B35E --- 2024/08/09 07:35:54 -8:00 --- Remote Notary



STATEMENT AS OF JUNE 30, 2024 OF THE AUGUSTAR LIFE INSURANCE COMPANY

**ASSETS**

	Current Statement Date			4 December 31 Prior Year Net Admitted Assets
	1 Assets	2 Nonadmitted Assets	3 Net Admitted Assets (Cols. 1 - 2)	
1. Bonds .....	7,587,015,954	0	7,587,015,954	6,082,185,131
2. Stocks:				
2.1 Preferred stocks .....	16,607,530	0	16,607,530	16,550,900
2.2 Common stocks .....	609,345,587	24,920,309	584,425,278	688,860,815
3. Mortgage loans on real estate:				
3.1 First liens .....	1,301,864,877	0	1,301,864,877	1,197,158,480
3.2 Other than first liens.....	0	0	0	0
4. Real estate:				
4.1 Properties occupied by the company (less \$ .....0 encumbrances) .....	0	0	0	0
4.2 Properties held for the production of income (less \$ .....0 encumbrances) .....	24,217,761	0	24,217,761	23,592,521
4.3 Properties held for sale (less \$ .....0 encumbrances) .....	0	0	0	0
5. Cash (\$ .....375,473,380 ), cash equivalents (\$ .....265,829,205 ) and short-term investments (\$ .....0 ) .....	641,302,585	0	641,302,585	735,777,704
6. Contract loans (including \$ .....0 premium notes) .....	938,231,269	143,181	938,088,088	926,013,488
7. Derivatives .....	128,509,066	0	128,509,066	60,885,665
8. Other invested assets .....	284,237,445	0	284,237,445	326,740,207
9. Receivables for securities .....	2,094,635	0	2,094,635	2,049,946
10. Securities lending reinvested collateral assets .....	71,423,588	0	71,423,588	162,366,253
11. Aggregate write-ins for invested assets .....	0	0	0	0
12. Subtotals, cash and invested assets (Lines 1 to 11) .....	11,604,850,297	25,063,490	11,579,786,807	10,222,181,110
13. Title plants less \$ .....0 charged off (for Title insurers only) .....	0	0	0	0
14. Investment income due and accrued .....	79,841,742	0	79,841,742	57,294,125
15. Premiums and considerations:				
15.1 Uncollected premiums and agents' balances in the course of collection .....	333,814	0	333,814	389,953
15.2 Deferred premiums, agents' balances and installments booked but deferred and not yet due (including \$ .....0 earned but unbilled premiums) .....	2,177,471	0	2,177,471	2,010,772
15.3 Accrued retrospective premiums (\$ .....0 ) and contracts subject to redetermination (\$ .....0 ) .....	0	0	0	0
16. Reinsurance:				
16.1 Amounts recoverable from reinsurers .....	48,694,790	1,042,411	47,652,379	58,720,106
16.2 Funds held by or deposited with reinsured companies .....	0	0	0	17,280,300
16.3 Other amounts receivable under reinsurance contracts .....	28,687,412	0	28,687,412	50,485,394
17. Amounts receivable relating to uninsured plans .....	0	0	0	0
18.1 Current federal and foreign income tax recoverable and interest thereon ....	8,080,633	0	8,080,633	66,503,800
18.2 Net deferred tax asset .....	95,523,348	26,912,951	68,610,397	83,317,127
19. Guaranty funds receivable or on deposit .....	2,059,942	0	2,059,942	1,936,663
20. Electronic data processing equipment and software .....	170,276	0	170,276	630,779
21. Furniture and equipment, including health care delivery assets (\$ .....0 ) .....	2,289,247	2,289,247	0	0
22. Net adjustment in assets and liabilities due to foreign exchange rates .....	0	0	0	0
23. Receivables from parent, subsidiaries and affiliates .....	159,082,536	0	159,082,536	34,719,403
24. Health care (\$ .....0 ) and other amounts receivable .....	8,677,976	8,677,976	0	0
25. Aggregate write-ins for other than invested assets .....	184,528,023	21,967,897	162,560,126	172,413,934
26. Total assets excluding Separate Accounts, Segregated Accounts and Protected Cell Accounts (Lines 12 to 25) .....	12,224,997,507	85,953,972	12,139,043,535	10,767,883,466
27. From Separate Accounts, Segregated Accounts and Protected Cell Accounts .....	13,714,456,855	0	13,714,456,855	13,876,581,784
28. Total (Lines 26 and 27)	25,939,454,362	85,953,972	25,853,500,390	24,644,465,250
<b>DETAILS OF WRITE-INS</b>				
1101. ....				
1102. ....				
1103. ....				
1198. Summary of remaining write-ins for Line 11 from overflow page .....	0	0	0	0
1199. Totals (Lines 1101 through 1103 plus 1198)(Line 11 above)	0	0	0	0
2501. Annuity rider charges receivable .....	86,956,344	0	86,956,344	98,051,582
2502. Return of Reinsurance Trust Assets - Scottish Re .....	51,049,039	0	51,049,039	51,049,039
2503. Keyman insurance .....	9,666,925	0	9,666,925	10,098,001
2598. Summary of remaining write-ins for Line 25 from overflow page .....	36,855,715	21,967,897	14,887,818	13,215,312
2599. Totals (Lines 2501 through 2503 plus 2598)(Line 25 above)	184,528,023	21,967,897	162,560,126	172,413,934

STATEMENT AS OF JUNE 30, 2024 OF THE AUGUSTAR LIFE INSURANCE COMPANY  
**LIABILITIES, SURPLUS AND OTHER FUNDS**

	1 Current Statement Date	2 December 31 Prior Year
1. Aggregate reserve for life contracts \$ ..... 2,589,091,928 less \$ ..... 0 included in Line 6.3 (including \$ ..... 334,981,640 Modco Reserve) .....	2,589,091,928	2,944,953,642
2. Aggregate reserve for accident and health contracts (including \$ ..... 0 Modco Reserve) .....	19,817,053	19,497,088
3. Liability for deposit-type contracts (including \$ ..... 0 Modco Reserve).....	877,924,763	885,839,161
4. Contract claims:		
4.1 Life .....	18,833,254	19,516,847
4.2 Accident and health .....	125,072	132,801
5. Policyholders' dividends/refunds to members \$ ..... 185,917 and coupons \$ ..... 0 due and unpaid .....	185,917	175,332
6. Provision for policyholders' dividends, refunds to members and coupons payable in following calendar year - estimated amounts:		
6.1 Policyholders' dividends and refunds to members apportioned for payment (including \$ ..... 0 Modco) .....	3,594,324	3,675,373
6.2 Policyholders' dividends and refunds to members not yet apportioned (including \$ ..... 0 Modco) .....	0	0
6.3 Coupons and similar benefits (including \$ ..... 0 Modco).....	0	0
7. Amount provisionally held for deferred dividend policies not included in Line 6 .....	0	0
8. Premiums and annuity considerations for life and accident and health contracts received in advance less \$ ..... 0 discount; including \$ ..... 47,149 accident and health premiums .....	215,983	102,853
9. Contract liabilities not included elsewhere:		
9.1 Surrender values on canceled contracts .....	0	0
9.2 Provision for experience rating refunds, including the liability of \$ ..... 0 accident and health experience rating refunds of which \$ ..... 0 is for medical loss ratio rebate per the Public Health Service Act .....	0	0
9.3 Other amounts payable on reinsurance, including \$ ..... (6,573,102) assumed and \$ ..... 206,916,878 ceded .....	200,343,776	231,529,554
9.4 Interest Maintenance Reserve .....	0	0
10. Commissions to agents due or accrued-life and annuity contracts \$ ..... 1,032,110 , accident and health \$ ..... 140,742 and deposit-type contract funds \$ ..... 0 .....	1,172,852	6,664,162
11. Commissions and expense allowances payable on reinsurance assumed .....	0	0
12. General expenses due or accrued .....	19,086,895	15,432,516
13. Transfers to Separate Accounts due or accrued (net) (including \$ ..... (15,062,663) accrued for expense allowances recognized in reserves, net of reinsured allowances) .....	(366,137,957)	(422,242,335)
14. Taxes, licenses and fees due or accrued, excluding federal income taxes .....	739,464	422,121
15.1 Current federal and foreign income taxes, including \$ ..... 0 on realized capital gains (losses) .....	0	0
15.2 Net deferred tax liability .....	0	0
16. Unearned investment income .....	9,048,649	8,554,425
17. Amounts withheld or retained by reporting entity as agent or trustee .....	107,529,081	128,400,780
18. Amounts held for agents' account, including \$ ..... 4,295,115 agents' credit balances .....	4,304,071	4,360,643
19. Remittances and items not allocated .....	18,230,709	44,416,454
20. Net adjustment in assets and liabilities due to foreign exchange rates .....	0	0
21. Liability for benefits for employees and agents if not included above .....	0	0
22. Borrowed money \$ ..... 0 and interest thereon \$ ..... 0 .....	0	0
23. Dividends to stockholders declared and unpaid .....	0	0
24. Miscellaneous liabilities:		
24.01 Asset valuation reserve .....	120,011,963	117,848,866
24.02 Reinsurance in unauthorized and certified (\$ ..... 0 ) companies .....	0	0
24.03 Funds held under reinsurance treaties with unauthorized and certified (\$ ..... 2,307,739,343 ) reinsurers .....	5,137,935,451	3,410,883,182
24.04 Payable to parent, subsidiaries and affiliates .....	140,784,912	218,747,563
24.05 Drafts outstanding .....	0	0
24.06 Liability for amounts held under uninsured plans .....	0	0
24.07 Funds held under coinsurance .....	52,007,159	70,168,658
24.08 Derivatives .....	0	17,280,300
24.09 Payable for securities .....	0	0
24.10 Payable for securities lending .....	71,423,588	162,366,253
24.11 Capital notes \$ ..... 0 and interest thereon \$ ..... 0 .....	0	0
25. Aggregate write-ins for liabilities .....	955,233,186	926,329,273
26. Total liabilities excluding Separate Accounts business (Lines 1 to 25) .....	9,981,502,093	8,815,055,511
27. From Separate Accounts Statement .....	13,714,456,855	13,876,581,784
28. Total liabilities (Lines 26 and 27) .....	23,695,958,948	22,691,637,295
29. Common capital stock .....	10,000,000	10,000,000
30. Preferred capital stock .....	0	0
31. Aggregate write-ins for other than special surplus funds .....	0	0
32. Surplus notes .....	308,119,796	308,082,091
33. Gross paid in and contributed surplus .....	1,073,735,859	948,735,859
34. Aggregate write-ins for special surplus funds .....	63,070,972	62,762,661
35. Unassigned funds (surplus) .....	702,614,815	623,267,344
36. Less treasury stock, at cost:		
36.1 ..... 0 shares common (value included in Line 29 \$ ..... 0 ) .....	0	0
36.2 ..... 0 shares preferred (value included in Line 30 \$ ..... 0 ) .....	0	0
37. Surplus (Total Lines 31+32+33+34+35-36) (including \$ ..... 0 in Separate Accounts Statement) .....	2,147,541,442	1,942,847,955
38. Totals of Lines 29, 30 and 37 .....	2,157,541,442	1,952,847,955
39. Totals of Lines 28 and 38 (Page 2, Line 28, Col. 3) .....	25,853,500,390	24,644,485,250
<b>DETAILS OF WRITE-INS</b>		
2501. Policy loan liability .....	866,023,692	854,387,428
2502. Liability for cash collateral .....	64,830,000	47,360,000
2503. Deferred liability for intercompany reinsurance .....	18,956,939	18,956,939
2598. Summary of remaining write-ins for Line 25 from overflow page .....	5,422,555	5,624,906
2599. Totals (Lines 2501 through 2503 plus 2598)(Line 25 above) .....	955,233,186	926,329,273
3101. ....		
3102. ....		
3103. ....		
3198. Summary of remaining write-ins for Line 31 from overflow page .....	0	0
3199. Totals (Lines 3101 through 3103 plus 3198)(Line 31 above) .....	0	0
3401. Segregated special surplus for Sunrise Captive Re, LLC. ....	58,825,619	58,825,619
3402. Admitted disallowed IMR .....	4,245,353	3,937,042
3403. ....		
3498. Summary of remaining write-ins for Line 34 from overflow page .....	0	0
3499. Totals (Lines 3401 through 3403 plus 3498)(Line 34 above) .....	63,070,972	62,762,661

## STATEMENT AS OF JUNE 30, 2024 OF THE AUGUSTAR LIFE INSURANCE COMPANY

## SUMMARY OF OPERATIONS

	1 Current Year To Date	2 Prior Year To Date	3 Prior Year Ended December 31
1. Premiums and annuity considerations for life and accident and health contracts	400,828,978	(879,627,342)	86,698,983
2. Considerations for supplementary contracts with life contingencies	0	0	0
3. Net investment income	230,516,213	154,719,680	376,972,481
4. Amortization of Interest Maintenance Reserve (IMR)	341,473	870,280	1,574,241
5. Separate Accounts net gain from operations excluding unrealized gains or losses	0	0	0
6. Commissions and expense allowances on reinsurance ceded	279,994,889	300,397,536	402,859,191
7. Reserve adjustments on reinsurance ceded	(1,069,650,038)	10,797,008,243	10,465,444,723
8. Miscellaneous Income:			
8.1 Income from fees associated with investment management, administration and contract guarantees from Separate Accounts	87,795,036	89,627,319	176,032,342
8.2 Charges and fees for deposit-type contracts	0	0	0
8.3 Aggregate write-ins for miscellaneous income	84,871,189	91,219,179	205,084,679
9. Totals (Lines 1 to 8.3)	14,697,740	10,554,214,895	11,714,666,640
10. Death benefits	15,205,158	19,048,365	35,972,651
11. Matured endowments (excluding guaranteed annual pure endowments)	441,333	153,732	347,559
12. Annuity benefits	22,658,346	385,987	17,343,588
13. Disability benefits and benefits under accident and health contracts	833,370	901,521	1,690,901
14. Coupons, guaranteed annual pure endowments and similar benefits	0	0	0
15. Surrender benefits and withdrawals for life contracts	96,426,418	88,155,570	145,424,155
16. Group conversions	0	0	0
17. Interest and adjustments on contract or deposit-type contract funds	13,791,774	9,498,162	22,876,059
18. Payments on supplementary contracts with life contingencies	274,069	255,084	468,862
19. Increase in aggregate reserves for life and accident and health contracts	261,843,609	313,347,432	1,160,311,835
20. Totals (Lines 10 to 19)	411,474,077	431,745,853	1,384,435,610
21. Commissions on premiums, annuity considerations, and deposit-type contract funds (direct business only)	192,863,097	44,623,128	146,184,333
22. Commissions and expense allowances on reinsurance assumed	15,238,696	184,218,272	200,245,228
23. General insurance expenses and fraternal expenses	68,396,435	45,606,505	148,630,027
24. Insurance taxes, licenses and fees, excluding federal income taxes	6,988,065	5,660,679	12,204,138
25. Increase in loading on deferred and uncollected premiums	(6,537)	(244,462)	(503,675)
26. Net transfers to or (from) Separate Accounts net of reinsurance	(1,115,175,506)	(1,349,757,421)	(2,247,503,459)
27. Aggregate write-ins for deductions	355,875,232	11,121,691,989	12,012,229,445
28. Totals (Lines 20 to 27)	(64,346,441)	10,483,544,543	11,655,921,647
29. Net gain from operations before dividends to policyholders and federal income taxes (Line 9 minus Line 28)	79,044,181	70,670,352	58,744,993
30. Dividends to policyholders and refunds to members	2,374,338	2,571,981	4,784,164
31. Net gain from operations after dividends to policyholders, refunds to members and before federal income taxes (Line 29 minus Line 30)	76,669,843	68,098,371	53,960,829
32. Federal and foreign income taxes incurred (excluding tax on capital gains)	6,354,384	(17,140,155)	(46,017,948)
33. Net gain from operations after dividends to policyholders, refunds to members and federal income taxes and before realized capital gains or (losses) (Line 31 minus Line 32)	70,315,459	85,238,526	99,978,777
34. Net realized capital gains (losses) (excluding gains (losses) transferred to the IMR) less capital gains tax of \$ 1,796,166 (excluding taxes of \$ (2,362,288) transferred to the IMR)	748,031	(1,021,286)	(1,327,978)
35. Net income (Line 33 plus Line 34)	71,063,490	84,217,240	98,650,799
<b>CAPITAL AND SURPLUS ACCOUNT</b>			
36. Capital and surplus, December 31, prior year	1,952,847,955	1,965,922,789	1,965,922,789
37. Net income (Line 35)	71,063,490	84,217,240	98,650,799
38. Change in net unrealized capital gains (losses) less capital gains tax of \$ 6,594	8,639,980	41,761,434	(11,080,821)
39. Change in net unrealized foreign exchange capital gain (loss)	0	0	0
40. Change in net deferred income tax	113,584	(13,827,877)	(12,649,142)
41. Change in nonadmitted assets	(23,312,473)	(545,861)	64,864,295
42. Change in liability for reinsurance in unauthorized and certified companies	0	0	0
43. Change in reserve on account of change in valuation basis, (increase) or decrease	0	0	0
44. Change in asset valuation reserve	(2,163,095)	(9,885,494)	(22,310,709)
45. Change in treasury stock	0	0	0
46. Surplus (contributed to) withdrawn from Separate Accounts during period	0	0	2,000
47. Other changes in surplus in Separate Accounts Statement	0	237	(2,119)
48. Change in surplus notes	37,705	38,146	(1,921,580)
49. Cumulative effect of changes in accounting principles	0	0	0
50. Capital changes:			
50.1 Paid in	0	0	0
50.2 Transferred from surplus (Stock Dividend)	0	0	0
50.3 Transferred to surplus	0	0	0
51. Surplus adjustment:			
51.1 Paid in	125,000,000	125,000,000	125,000,000
51.2 Transferred to capital (Stock Dividend)	0	0	0
51.3 Transferred from capital	0	0	0
51.4 Change in surplus as a result of reinsurance	0	0	0
52. Dividends to stockholders	0	0	(196,590,000)
53. Aggregate write-ins for gains and losses in surplus	25,314,296	(41,214,287)	(57,037,556)
54. Net change in capital and surplus for the year (Lines 37 through 53)	204,693,487	185,543,538	(13,074,833)
55. Capital and surplus, as of statement date (Lines 36 + 54)	2,157,541,442	2,151,466,327	1,952,847,955
<b>DETAILS OF WRITE-INS</b>			
08.301. Policy charges	96,556,293	102,347,681	202,222,122
08.302. Modco miscellaneous income	49,197,314	50,044,772	123,159,098
08.303. Fee income	22,516,122	23,184,423	45,621,075
08.398. Summary of remaining write-ins for Line 8.3 from overflow page	(83,398,540)	(84,357,697)	(165,917,616)
08.399. Totals (Lines 08.301 through 08.303 plus 08.398) (Line 8.3 above)	84,871,189	91,219,179	205,084,679
2701. VA base reinsurance transfer to/from SA Modco	1,060,422,949	796,334,106	1,715,266,163
2702. Funds withheld miscellaneous expense	125,430,809	95,169,743	182,146,921
2703. Miscellaneous expense	1,614,091	1,402,218	9,215,085
2798. Summary of remaining write-ins for Line 27 from overflow page	(831,592,617)	10,228,785,922	10,105,601,276
2799. Totals (Lines 2701 through 2703 plus 2798)(Line 27 above)	355,875,232	11,121,691,989	12,012,229,445
5301. Deferred coinsurance gain	52,930,000	0	0
5302. Benefit plan adjustment	140,133	233,685	732,912
5303. Deferred coinsurance gain	(27,755,837)	(41,447,972)	(57,770,468)
5398. Summary of remaining write-ins for Line 53 from overflow page	0	0	0
5399. Totals (Lines 5301 through 5303 plus 5398)(Line 53 above)	25,314,296	(41,214,287)	(57,037,556)

STATEMENT AS OF JUNE 30, 2024 OF THE AUGUSTAR LIFE INSURANCE COMPANY

**CASH FLOW**

	1 Current Year To Date	2 Prior Year To Date	3 Prior Year Ended December 31
<b>Cash from Operations</b>			
1. Premiums collected net of reinsurance .....	1,823,234,009	168,012,604	1,056,675,133
2. Net investment income .....	174,530,168	155,589,473	382,422,976
3. Miscellaneous income .....	62,406,874	233,688,635	296,771,929
4. Total (Lines 1 to 3) .....	2,060,171,051	557,290,712	1,735,870,038
5. Benefit and loss related payments .....	1,450,152,582	1,283,000,364	2,431,665,788
6. Net transfers to Separate Accounts, Segregated Accounts and Protected Cell Accounts .....	(1,171,279,884)	(885,097,538)	(1,864,597,058)
7. Commissions, expenses paid and aggregate write-ins for deductions .....	291,615,779	286,510,290	510,617,314
8. Dividends paid to policyholders .....	28,743,259	26,612,107	58,726,358
9. Federal and foreign income taxes paid (recovered) net of \$ .....0 tax on capital gains (losses) .....	(52,634,906)	(38,507,735)	(45,095,379)
10. Total (Lines 5 through 9) .....	546,596,830	672,517,488	1,091,317,023
11. Net cash from operations (Line 4 minus Line 10) .....	1,513,574,221	(115,226,776)	644,553,015
<b>Cash from Investments</b>			
12. Proceeds from investments sold, matured or repaid:			
12.1 Bonds .....	573,218,653	227,927,209	538,345,814
12.2 Stocks .....	98,500,000	266,300	458,893
12.3 Mortgage loans .....	51,446,507	55,006,678	107,778,795
12.4 Real estate .....	0	0	0
12.5 Other invested assets .....	2,115,105	608,665	2,806,437
12.6 Net gains or (losses) on cash, cash equivalents and short-term investments .....	0	0	0
12.7 Miscellaneous proceeds .....	30,883,267	28,845,715	39,687,841
12.8 Total investment proceeds (Lines 12.1 to 12.7) .....	756,163,532	312,654,567	689,077,780
13. Cost of investments acquired (long-term only):			
13.1 Bonds .....	2,088,002,647	252,109,036	607,467,108
13.2 Stocks .....	1,174,800	3,684,600	125,050,578
13.3 Mortgage loans .....	156,690,831	117,105,000	186,025,000
13.4 Real estate .....	1,330,581	0	1,841,239
13.5 Other invested assets .....	49,970,842	12,163,431	57,076,252
13.6 Miscellaneous applications .....	90,096,750	36,883,825	60,483,126
13.7 Total investments acquired (Lines 13.1 to 13.6) .....	2,387,266,451	421,945,892	1,037,943,303
14. Net increase (or decrease) in contract loans and premium notes .....	12,101,911	7,787,062	25,056,722
15. Net cash from investments (Line 12.8 minus Line 13.7 and Line 14) .....	(1,643,204,830)	(117,078,387)	(373,922,245)
<b>Cash from Financing and Miscellaneous Sources</b>			
16. Cash provided (applied):			
16.1 Surplus notes, capital notes .....	0	0	(2,000,000)
16.2 Capital and paid in surplus, less treasury stock .....	125,000,000	125,000,000	125,000,000
16.3 Borrowed funds .....	0	0	0
16.4 Net deposits on deposit-type contracts and other insurance liabilities .....	(21,764,407)	64,898,093	182,097,291
16.5 Dividends to stockholders .....	0	0	84,782,650
16.6 Other cash provided (applied) .....	(68,080,104)	(154,349,426)	(41,637,463)
17. Net cash from financing and miscellaneous sources (Line 16.1 through Line 16.4 minus Line 16.5 plus Line 16.6) .....	35,155,489	35,548,667	178,677,178
<b>RECONCILIATION OF CASH, CASH EQUIVALENTS AND SHORT-TERM INVESTMENTS</b>			
18. Net change in cash, cash equivalents and short-term investments (Line 11, plus Lines 15 and 17) .....	(94,475,119)	(196,756,496)	449,307,948
19. Cash, cash equivalents and short-term investments:			
19.1 Beginning of year .....	735,777,707	286,469,759	286,469,759
19.2 End of period (Line 18 plus Line 19.1) .....	641,302,587	89,713,263	735,777,707

Note: Supplemental disclosures of cash flow information for non-cash transactions:

20.0001. Extraordinary dividend declared and unpaid from Sunrise Captive Re, LLC .....	140,000,000	0	0
20.0002. Change in securities lending collateral .....	90,942,665	(5,748,089)	(48,426,337)
20.0003. Deferred gain on reinsurance agreements, net of tax .....	59,230,000	0	0
20.0004. Settlement of reinsurance payable .....	49,197,314	0	123,159,098
20.0005. Transfer of bonds for payment of dividends to parent .....	0	0	92,839,148
20.0006. Transfer of subsidiary ownership for payment of dividends to parent .....	0	0	18,968,202
20.0007. Initial reinsurance premiums payable .....	0	0	(260,635,602)
20.0008. Funds held under reinsurance agreement, net .....	(16,859,342)	13,008,831	6,618,828
20.0009. Amortization of deferred gain on reinsurance agreements .....	(27,755,837)	0	(57,770,468)

**EXHIBIT 1****DIRECT PREMIUMS AND DEPOSIT-TYPE CONTRACTS**

	1 Current Year To Date	2 Prior Year To Date	3 Prior Year Ended December 31
1. Individual life .....	290,825,600	343,031,139	576,912,473
2. Group life .....	0	0	0
3. Individual annuities .....	1,694,919,403	37,500,268	765,863,268
4. Group annuities .....	21,086,839	17,605,533	36,629,228
5. Accident & health .....	3,965,172	4,387,602	8,603,264
6. Fraternal .....	0	0	0
7. Other lines of business .....	0	0	0
8. Subtotal (Lines 1 through 7) .....	2,010,797,014	402,524,542	1,388,008,233
9. Deposit-type contracts .....	206,842,335	158,792,813	327,665,427
10. Total (Lines 8 and 9)	2,217,639,349	561,317,355	1,715,673,660

## NOTES TO FINANCIAL STATEMENTS

**NOTE 1 Summary of Significant Accounting Policies and Going Concern**
**A. Accounting Practices**

The financial statements of AuguStar Life Insurance Company ("ALIC" or "the Company") are presented on the basis of accounting practices prescribed or permitted by the Ohio Insurance Department.

The Ohio Insurance Department recognizes only statutory accounting practices prescribed or permitted by the State of Ohio for determining and reporting the financial condition and results of operations of an insurance company, for determining its solvency under the Ohio Insurance Law. The National Association of Insurance Commissioners' ("NAIC") Accounting Practices and Procedures Manual, (NAIC SAP) has been adopted as a component of prescribed or permitted practices by the State of Ohio.

Sunrise Captive Re, LLC ("SUNR"), a wholly owned subsidiary of ALIC, is an Ohio domiciled special purpose financial captive insurance company started operations during the first quarter of 2019. Pursuant to Ohio Revised Code Chapter 3964 and the approval by the Ohio Insurance Department ("ODI"), Sunrise has applied a prescribed practice that increased the subsidiary's valuation by \$18,866,941 and \$256,611,189 for June 30, 2024 and December 31 2023, respectively.

A reconciliation of the Company's net income and capital and surplus between NAIC SAP and practices prescribed by the State of Ohio are shown below:

	SSAP #	F/S Page	F/S Line #		6/30/2024		12/31/2023
<b>NET INCOME</b>							
(1) State basis (Page 4, Line 35, Columns 1 & 3)	XXX	XXX	XXX	\$	71,063,490	\$	98,650,799
(2) State Prescribed Practices that are an increase/ (decrease) from NAIC SAP:							
(3) State Permitted Practices that are an increase/(decrease) from NAIC SAP:							
(4) NAIC SAP (1-2-3=4)	XXX	XXX	XXX	\$	71,063,490	\$	98,650,799
<b>SURPLUS</b>							
(5) State basis (Page 3, Line 38, Columns 1 & 2)	XXX	XXX	XXX	\$	2,157,541,442	\$	1,952,847,955
(6) State Prescribed Practices that are an increase/(decrease) from NAIC SAP: Subsidiary Valuation - Sunrise Re Captive, LLC	97	2	8	\$	18,866,941	\$	256,611,189
(7) State Permitted Practices that are an increase/(decrease) from NAIC SAP:							
(8) NAIC SAP (5-6-7=8)	XXX	XXX	XXX	\$	2,138,674,501	\$	1,696,236,766

**C. Accounting Policy**

Life premiums are recognized as income over the premium-paying period of the related policies. Annuity considerations are recognized as revenue when received. Health premiums are earned ratably over the terms of the related insurance and reinsurance contracts or policies. Expenses incurred in connection with acquiring new insurance business, including acquisition cost such as sales commissions, are charged to operations as incurred.

The amount of dividends to be paid to participating policyholders is determined annually by the Company's Board of Directors. The aggregate amount of participating policyholders' dividends is related to actual interest, mortality, morbidity, and expense experience for the year and judgment as to the appropriate level of statutory surplus to be retained by the Company.

(2) Basis for Bonds, Mandatory Convertible Securities, SVO-Identified Investments and Amortization Method  
Bonds not backed by other loans are stated at amortized cost using the modified scientific method.

(6) Basis for Loan-Backed Securities and Adjustment Methodology  
Loan-backed securities are stated at amortized cost. The retrospective adjustment methodology is used for asset-backed, CMO, and Mortgage-backed securities.

**D. Going Concern**

After evaluating the entity's ability to continue as a going concern, management was not aware of any conditions or events which raised substantial doubts concerning the entity's ability to continue as a going concern as of the date of the filing of this statement.

**NOTE 2 Accounting Changes and Corrections of Errors - NONE**
**NOTE 3 Business Combinations and Goodwill - No significant changes**
**NOTE 4 Discontinued Operations - No significant changes**
**NOTE 5 Investments**
**D. Loan-Backed Securities**

(1) Description of Sources Used to Determine Prepayment Assumptions  
Prepayment assumptions for mortgage-backed/loan-backed and structured securities were obtained from broker dealer survey values or internal estimates.

(2) Securities with Recognized Other-Than-Temporary Impairment - NONE

(3) Recognized OTTI Securities - NONE

(4) All impaired securities (fair value is less than cost or amortized cost) for which an other-than-temporary impairment has not been recognized in earnings as a realized loss (including securities with a recognized other-than-temporary impairment for non-interest related declines when a non-recognized interest related impairment remains):

a) The aggregate amount of unrealized losses:		
1. Less than 12 Months	\$	2,820,133
2. 12 Months or Longer	\$	51,013,908
b) The aggregate related fair value of securities with unrealized losses:		
1. Less than 12 Months	\$	215,149,137
2. 12 Months or Longer	\$	596,757,902

## NOTES TO FINANCIAL STATEMENTS

(5) Information Investor Considered in Reaching Conclusion that Impairments are Not Other-Than-Temporary

Cash flow modeling was performed on all of these securities using current and expected market based assumptions which showed that the investor will receive cash flow the percent of value of which is equal to the adjusted statement value. Therefore, any impairment is considered not other-than-temporary.

E. Dollar Repurchase Agreements and/or Securities Lending Transactions

(3) Collateral Received

b. The fair value of that collateral and of the portion of that collateral that it has sold or repledged

\$ 71,424,447

F. Repurchase Agreements Transactions Accounted for as Secured Borrowing - NONE

G. Reverse Repurchase Agreements Transactions Accounted for as Secured Borrowing - NONE

H. Repurchase Agreements Transactions Accounted for as a Sale - NONE

I. Reverse Repurchase Agreements Transactions Accounted for as a Sale - NONE

M. Working Capital Finance Investments - NONE

N. Offsetting and Netting of Assets and Liabilities - NONE

R. Reporting Entity's Share of Cash Pool by Asset Type - Not applicable

**NOTE 6 Joint Ventures, Partnerships and Limited Liability Companies - No significant changes**

**NOTE 7 Investment Income - No significant changes**

**NOTE 8 Derivative Instruments**

A. Derivatives under SSAP No. 86—Derivatives

(8) Total Premium Costs for Contracts - NONE

B. Derivatives under SSAP No. 108—Derivative Hedging Variable Annuity Guarantees

(2) Recognition of gains/losses and deferred assets and liabilities

a. Scheduled Amortization - NONE

b. Total Deferred Balance - NONE

c. Reconciliation of Amortization - NONE

**NOTE 9 Income Taxes - No significant changes**

**NOTE 10 Information Concerning Parent, Subsidiaries, Affiliates and Other Related Parties**

A. Nature of the Relationship Involved

Effective January 1, 2024, the Company amended its existing reinsurance agreement with Sycamore Re. Ltd. ("SYRE"), an affiliated special purpose financial captive life insurance company, to reinsure, on a coinsurance funds withheld basis, additional Fixed Indexed Annuity (FIA) policies, including those with and without a premium bonus rider or Guaranteed Lifetime Withdrawal Benefits (GLWB) not previously reinsured by SYRE. The Ohio Department of Insurance and SYRE's regulator, the Cayman Islands Monetary Authority, approved this transaction. The initial impact of this transaction was a deferred gain of \$52,930,000, net of tax.

B. Transactions

Refer to Note 10A.

As part of the agreement with Constellation Insurance, Inc ("CII"), on each of the first four anniversaries after the closing, CII will pay or cause to be paid an infusion of capital to ALIC. As of March 31, 2024, the Company received a capital contribution of \$125,000,000 from CII in satisfaction of the second installment.

During the first quarter of 2024, AuguStar Lending, LLC ("ALL") returned contributed capital of \$98,500,000 to its parent Ohio National Foreign Holdings ("ONFH"), who then returned the contributed capital to the Company.

During the second quarter of 2024, an extraordinary dividend was declared from SUNR for \$140,000,000 to be paid to the Company in August of 2024. As of June 30, 2024, \$104,247,647 and \$35,752,353 represents a return of capital and dividend, respectively.



## NOTES TO FINANCIAL STATEMENTS

### D. Amounts Due From or To Related Parties

Constellation Investments, Inc. ("CINV"), formerly Ohio National Investments, Inc., a related party, has agreed to provide the Company certain investment management services and other services effective April 1, 2024. At June 30, 2024, the Company reported \$5,470,796 as amounts due to CINV.

### E. Material Management or Service and Cost-Sharing Arrangements

Refer to Note 10D.

The Company is a party to an agreement with Constellation Insurance Holdings, Inc. ("CIHI") and most of its direct and indirect subsidiaries whereby ALIC shall maintain a cash pooling agreement. It is ALIC's duty to maintain sufficient funds to meet the reasonable needs of each party on demand. ALIC must account for the balances of each party daily. Such funds are deemed to be held in escrow by ALIC for the other parties (e.g. AuguStar Life Assurance Corporation). Settlement is made daily for each party's needs from or to the concentration account. It is ALIC's duty to invest excess funds in an interest bearing account and/or short-term, highly liquid investments. ALIC will credit interest monthly at the average interest earned for positive cash balances during the period or charge interest on any negative balances. The parties agree to indemnify one another for any losses of any nature relating to a party's breach of its duties under the terms of the agreement. At June 30, 2024, ALIC held the following balances for the participating entities in Page 3 Line 24.04 payable to parent, subsidiaries and affiliates in the general account as of the quarterly statement:

	June 30, 2024
Augustar Life Assurance Corporation	\$ 41,659,818
Constellation Insurance, Inc.	12,063,454
Sycamore Re, Ltd	(35,555,204)
Constellation Investments, Inc.	14,623,443
Montgomery Re, Inc.	(1,968,704)
Constellation Insurance Holdings, Inc.	238,881
Kenwood Re, Inc.	(11,577,627)
Sunrise Captive Re, LLC	99,301,075
OnTech, LLC	8,497,836
Financial Way Reality, Inc	223,838
ON Foreign Holdings, LLC	(2,474,978)
Camargo Re Captive, Inc.	5,858,922
Global Holdings, SMLLC	86
Total	<u>\$ 130,890,840</u>

### NOTE 11 Debt

#### B. FHLB (Federal Home Loan Bank) Agreements

(1) The Company is a member of the Federal Home Loan Bank (FHLB) of Cincinnati. Through its membership, and by purchasing FHLB stock, the Company can enter into deposit contracts. The Company had outstanding deposit contracts of \$750,000,000 as of June 30, 2024 and December 31, 2023. The table below indicates the amount of FHLB of Cincinnati stock purchased, collateral pledged, and additional funding capacity available related to the agreement with FHLB of Cincinnati.

#### (2) FHLB Capital Stock a. Aggregate Totals

	1 Total 2+3	2 General Account	3 Separate Accounts
<b>1. Current Year</b>			
(a) Membership Stock - Class A	\$ -	\$ -	\$ -
(b) Membership Stock - Class B	\$ 19,715,588	\$ 19,715,588	\$ -
(c) Activity Stock	\$ 33,500,000	\$ 33,500,000	\$ -
(d) Excess Stock	\$ -	\$ -	\$ -
(e) Aggregate Total (a+b+c+d)	\$ 53,215,588	\$ 53,215,588	\$ -
(f) Actual or estimated Borrowing Capacity as Determined by the Insurer	\$ 750,000,262	XXX	XXX
<b>2. Prior Year-end</b>			
(a) Membership Stock - Class A	\$ -	\$ -	\$ -
(b) Membership Stock - Class B	\$ 19,040,724	\$ 19,040,724	\$ -
(c) Activity Stock	\$ 33,000,000	\$ 33,000,000	\$ -
(d) Excess Stock	\$ 76	\$ 76	\$ -
(e) Aggregate Total (a+b+c+d)	\$ 52,040,800	\$ 52,040,800	\$ -
(f) Actual or estimated Borrowing Capacity as Determined by the Insurer	\$ 750,001,697	XXX	XXX

11B(2)a1(f) should be equal to or greater than 11B(4)a1(d)  
11B(2)a2(f) should be equal to or greater than 11B(4)a2(d)

#### b. Membership Stock (Class A and B) Eligible and Not Eligible for Redemption

	1 Current Year Total (2+3+4+5+6)	2 Not Eligible for Redemption	Eligible for Redemption			
			3 Less Than 6 Months	4 6 Months to Less Than 1 Year	5 1 to Less Than 3 Years	6 3 to 5 Years
Membership Stock						
1. Class A	\$ -	\$ -	\$ -	\$ -	\$ -	\$ -
2. Class B	\$ 19,715,588	\$ 19,715,588	\$ -	\$ -	\$ -	\$ -

11B(2)b1 Current Year Total (Column 1) should equal 11B(2)a1(a) Total (Column 1)  
11B(2)b2 Current Year Total (Column 1) should equal 11B(2)a1(b) Total (Column 1)

## NOTES TO FINANCIAL STATEMENTS

## (3) Collateral Pledged to FHLB

## a. Amount Pledged as of Reporting Date

	1	2	3
	Fair Value	Carrying Value	Aggregate Total Borrowing
1. Current Year Total General and Separate Accounts Total Collateral Pledged (Lines 2+3)	\$ 1,016,554,127	\$ 1,100,606,181	\$ 750,000,000
2. Current Year General Account Total Collateral Pledged	\$ 1,016,554,127	\$ 1,100,606,181	\$ 750,000,000
3. Current Year Separate Accounts Total Collateral Pledged	\$ -	\$ -	\$ -
4. Prior Year-end Total General and Separate Accounts Total Collateral Pledged	\$ 993,686,480	\$ 1,051,757,905	\$ 750,000,000

11B(3)a1 (Columns 1, 2 and 3) should be equal to or less than 11B(3)b1 (Columns 1, 2 and 3 respectively)

11B(3)a2 (Columns 1, 2 and 3) should be equal to or less than 11B(3)b2 (Columns 1, 2 and 3 respectively)

11B(3)a3 (Columns 1, 2 and 3) should be equal to or less than 11B(3)b3 (Columns 1, 2 and 3 respectively)

11B(3)a4 (Columns 1, 2 and 3) should be equal to or less than 11B(3)b4 (Columns 1, 2 and 3 respectively)

## b. Maximum Amount Pledged During Reporting Period

	1	2	3
	Fair Value	Carrying Value	Amount Borrowed at Time of Maximum Collateral
1. Current Year Total General and Separate Accounts Maximum Collateral Pledged (Lines 2+3)	\$ 1,016,554,127	\$ 1,100,606,181	\$ 750,000,000
2. Current Year General Account Maximum Collateral Pledged	\$ 1,016,554,127	\$ 1,100,606,181	\$ 750,000,000
3. Current Year Separate Accounts Maximum Collateral Pledged	\$ -	\$ -	\$ -
4. Prior Year-end Total General and Separate Accounts Maximum Collateral Pledged	\$ 995,353,508	\$ 1,061,614,718	\$ 750,000,000

## (4) Borrowing from FHLB

## a. Amount as of Reporting Date

	1	2	3	4
	Total 2+3	General Account	Separate Accounts	Funding Agreements Reserves Established
1. Current Year				
(a) Debt	\$ -	\$ -	\$ -	XXX
(b) Funding Agreements	\$ 750,000,000	\$ 750,000,000	\$ -	\$ 750,000,000
(c) Other	\$ -	\$ -	\$ -	XXX
(d) Aggregate Total (a+b+c)	\$ 750,000,000	\$ 750,000,000	\$ -	\$ 750,000,000
2. Prior Year end				
(a) Debt	\$ -	\$ -	\$ -	XXX
(b) Funding Agreements	\$ 750,000,000	\$ 750,000,000	\$ -	\$ 750,000,000
(c) Other	\$ -	\$ -	\$ -	XXX
(d) Aggregate Total (a+b+c)	\$ 750,000,000	\$ 750,000,000	\$ -	\$ 750,000,000

## b. Maximum Amount During Reporting Period (Current Year)

	1	2	3
	Total 2+3	General Account	Separate Accounts
1. Debt	\$ -	\$ -	\$ -
2. Funding Agreements	\$ 750,000,000	\$ 750,000,000	\$ -
3. Other	\$ -	\$ -	\$ -
4. Aggregate Total (1+2+3)	\$ 750,000,000	\$ 750,000,000	\$ -

11B(4)b4 (Columns 1, 2 and 3) should be equal to or greater than 11B(4)a1(d) (Columns 1, 2 and 3 respectively)

## c. FHLB - Prepayment Obligations

	Does the company have prepayment obligations under the following arrangements (YES/NO)?
1. Debt	No
2. Funding Agreements	No
3. Other	No

## NOTES TO FINANCIAL STATEMENTS

**NOTE 12 Retirement Plans, Deferred Compensation, Postemployment Benefits and Compensated Absences and Other Postretirement Benefit Plans**
**A. Defined Benefit Plan**

	Pension Benefits		Postretirement Benefits		Special or Contractual Benefits Per SSAP No. 11	
	6/30/2024	12/31/2023	6/30/2024	12/31/2023	6/30/2024	12/31/2023
(4) Components of net periodic benefit cost						
a. Service cost	\$ -	\$ -	\$ 10,305	\$ 19,000	\$ -	\$ -
b. Interest cost	\$ 1,112,331	\$ 2,382,000	\$ 140,172	\$ 320,000	\$ -	\$ -
c. Expected return on plan assets	\$ (2,024,096)	\$ (3,816,000)	\$ -	\$ -	\$ -	\$ -
d. Transition asset or obligation	\$ -	\$ -	\$ -	\$ -	\$ -	\$ -
e. Gains and losses	\$ 89,811	\$ 195,000	\$ 143,874	\$ (378,000)	\$ -	\$ -
f. Prior service cost or credit	\$ -	\$ -	\$ -	\$ -	\$ -	\$ -
g. Gain or loss recognized due to a settlement or curtailment	\$ -	\$ 868,000	\$ -	\$ -	\$ -	\$ -
h. Total net periodic benefit cost	\$ (821,954)	\$ (371,000)	\$ 294,351	\$ (39,000)	\$ -	\$ -

**NOTE 13 Capital and Surplus, Dividend Restrictions and Quasi-Reorganizations - No significant changes**
**NOTE 14 Liabilities, Contingencies and Assessments**
**A. Contingent Commitments**
**(2) Detail of other contingent commitments**

The Company has unfunded commitments of mortgage loans in the amount of \$15,000,000. The Company is an investor in limited partnerships and a limited liability corporations. The Company has unfunded commitments in the amount of \$1,133,207,476.

**NOTE 15 Leases - No significant changes**
**NOTE 16 Information about Financial Instruments With Off-Balance Sheet Risk and Financial Instruments with Concentrations of Credit Risk**

No significant changes

**NOTE 17 Sale, Transfer and Servicing of Financial Assets and Extinguishments of Liabilities**
**B. (2) Servicing Assets and Servicing Liabilities - NONE**

(4) Securitizations, Asset-Based Financing Arrangments and Similiar Transfers Accounted for as Sales - NONE

**C. Wash Sales - NONE**
**NOTE 18 Gain or Loss to the Reporting Entity from Uninsured Plans and the Uninsured Portion of Partially Insured Plans - No significant changes**
**NOTE 19 Direct Premium Written/Produced by Managing General Agents/Third Party Administrators - NONE**
**NOTE 20 Fair Value Measurements**
**A.**
**(1) Fair Value Measurements at Reporting Date**

Description for each class of asset or liability	(Level 1)	(Level 2)	(Level 3)	Net Asset Value (NAV)	Total
<b>a. Assets at fair value</b>					
Cash & Cash equivalents	\$ 375,473,383	\$ -	\$ -	\$ 265,829,205	\$ 641,302,588
Securities lending collateral	\$ -	\$ 71,424,447	\$ -	\$ -	\$ 71,424,447
Preferred stock	\$ -	\$ 6,607,530	\$ -	\$ -	\$ 6,607,530
Bonds Industrial and Misc	\$ -	\$ 623,463	\$ -	\$ -	\$ 623,463
Common Stock Industrial and Misc	\$ -	\$ 53,251,917	\$ 334,444	\$ -	\$ 53,586,361
Equity put options	\$ -	\$ 19,333,175	\$ -	\$ -	\$ 19,333,175
Equity call Options	\$ -	\$ 105,848,477	\$ -	\$ -	\$ 105,848,477
Swaps	\$ -	\$ 1,559,577	\$ -	\$ -	\$ 1,559,577
Futures contracts	\$ 1,767,838	\$ -	\$ -	\$ -	\$ 1,767,838
Other invested assets	\$ -	\$ -	\$ 143,669,008	\$ -	\$ 143,669,008
Separate account assets	\$ 13,714,456,855	\$ -	\$ -	\$ -	\$ 13,714,456,855
<b>Total assets at fair value/NAV</b>	<b>\$ 14,091,698,076</b>	<b>\$ 258,648,586</b>	<b>\$ 144,003,452</b>	<b>\$ 265,829,205</b>	<b>\$ 14,760,179,319</b>

Description for each class of asset or liability	(Level 1)	(Level 2)	(Level 3)	Net Asset Value (NAV)	Total
<b>b. Liabilities at fair value</b>	\$ -	\$ -	\$ -	\$ -	\$ -
<b>Total liabilities at fair value</b>	\$ -	\$ -	\$ -	\$ -	\$ -

**(2) Fair Value Measurements in (Level 3) of the Fair Value hierarchy**

Description	Ending Balance as of Prior Quarter End	Transfers into Level 3	Transfers out of Level 3	Total gains and (losses) included in Net Income	Total gains and (losses) included in Surplus	Purchases	Issuances	Sales	Settlements	Ending Balance for Current Quarter End
<b>a. Assets</b>										
Common Stock Industrial and Misc	\$ 334,444	\$ -	\$ -	\$ -	\$ -	\$ -	\$ -	\$ -	\$ -	\$ 334,444
Other Invested Assets	\$ 99,782,557	\$ -	\$ -	\$ -	\$ 4,099,448	\$39,460,764	\$ -	\$ 326,240	\$ -	\$ 143,669,009
<b>Total Assets</b>	<b>\$ 100,117,002</b>	<b>\$ -</b>	<b>\$ -</b>	<b>\$ -</b>	<b>\$ 4,099,448</b>	<b>\$39,460,764</b>	<b>\$ -</b>	<b>\$ 326,240</b>	<b>\$ -</b>	<b>\$ 144,003,453</b>

Description	Ending Balance as of Prior Quarter End	Transfers into Level 3	Transfers out of Level 3	Total gains and (losses) included in Net Income	Total gains and (losses) included in Surplus	Purchases	Issuances	Sales	Settlements	Ending Balance for Current Quarter End
<b>b. Liabilities</b>	\$ -	\$ -	\$ -	\$ -	\$ -	\$ -	\$ -	\$ -	\$ -	\$ -
<b>Total Liabilities</b>	<b>\$ -</b>	<b>\$ -</b>	<b>\$ -</b>	<b>\$ -</b>	<b>\$ -</b>	<b>\$ -</b>	<b>\$ -</b>	<b>\$ -</b>	<b>\$ -</b>	<b>\$ -</b>

## NOTES TO FINANCIAL STATEMENTS

(3) Policies when Transfers Between Levels are Recognized

Transfers between level 2 and 3 are recognized at the beginning of the period.

(4) Description of Valuation Techniques and Inputs Used in Fair Value Measurement

Included in various investment related line items in the statutory financial statements are certain financial instruments carried at fair value. Other financial instruments are periodically measured at fair value, such as when impaired, or for certain bonds and preferred stock when carried at the lower of cost or market.

Fair value is defined as the price that would be received to sell an asset or paid to transfer a liability (exit price) in an orderly transaction between market participants at the measurement date. In determining fair value, the Company uses various methods including market, income and cost approaches. The market approach utilizes prices and other relevant information generated by market transactions involving identical or comparable assets and liabilities. The income approach uses discounted cash flows to determine fair value. When applying either approach, the Company maximizes the use of observable inputs and minimizes the use of unobservable inputs. Observable inputs reflect the assumptions market participants would use in valuing a financial instrument based on market data obtained from sources independent of the Company. Unobservable inputs reflect the Company's estimates about the assumptions market participants would use in valuing financial assets and financial liabilities based on the best information available in circumstances.

The Company is required to categorize its assets and liabilities that are carried at estimated fair value on the statutory statements of admitted assets, liabilities, and capital and surplus into a three level hierarchy based on the priority of the inputs to the valuation technique in accordance with SSAP No. 100R, Fair Value Measurements. The fair value hierarchy gives the highest priority to quoted prices in active markets for identical assets or liabilities (Level 1) and the lowest priority to unobservable inputs (Level 3). If the inputs used to measure estimated fair value fall within different levels of the hierarchy, the category level is based on the lowest priority level input that is significant to the fair value measurement. The levels of the fair value hierarchy are as follows:

- Level 1 – Fair value is based on unadjusted quoted prices for identical assets and liabilities in an active market at the measurement date. The types of assets and liabilities utilizing Level 1 valuations generally include cash and short-term investments, separate account assets and exchange traded derivatives.

- Level 2 – Fair value is based on significant inputs, other than quoted prices included in Level 1 that are observable in active markets or that are derived principally from or corroborated by observable market data through correlation or other means for identical or similar assets and liabilities. The types of assets and liabilities utilizing Level 2 valuations generally include U.S. government agency securities, municipal bonds, foreign government debt, certain corporate debt, asset-backed, mortgage-backed, unaffiliated surplus notes, and private placement securities, derivatives, common stocks, securities lending reinvested collateral and cash equivalent securities.

- Level 3 – Fair value is based on unobservable inputs for the asset or liability for which there is little or no market activity at the measurement date. Unobservable inputs used in the valuation reflect management's best estimate about the assumptions market participants would use to price the asset or liability. The types of assets and liabilities utilizing Level 3 valuations generally include certain corporate debt, asset-backed or mortgage-backed securities, common stocks, other invested assets and derivative securities.

(5) Fair Value Disclosures

See schedule of Fair Value Measurements for derivative assets and liabilities on a gross basis.

B. Fair Value Reporting under SSAP No. 100R and Other Accounting Pronouncements

Derivatives - The Company enters into long term investments comprised of currency futures, equity index put options, equity index call options and interest rate swaptions to economically hedge liabilities embedded in certain variable annuity and fixed indexed annuity products. The currency futures are exchange traded derivatives and the fair value is based on an active market quotation. The Company has classified the fair values of the exchange traded derivatives as Level 1. The equity index put options, equity index call options, and interest rate swaptions are valued using pricing models with inputs that are observable in the market or can be derived principally from or corroborated by observable market data. These derivative assets are classified as Level 2 assets.

C. Fair Value Level

Type of Financial Instrument	Aggregate Fair Value	Admitted Assets	(Level 1)	(Level 2)	(Level 3)	Net Asset Value (NAV)	Not Practicable (Carrying Value)
Bonds	\$ 6,697,711,453	\$ 7,587,015,954	\$ 1,309,215,762	\$ 4,785,895,667	\$ 602,600,024	\$ -	\$ -
Cash & cash equivalents	\$ 641,302,585	\$ 641,302,585	\$ 375,473,383	\$ -	\$ -	\$ 265,829,202	\$ -
Common stock non-affiliate	\$ 53,586,361	\$ 53,586,361	\$ -	\$ 53,251,917	\$ 334,444	\$ -	\$ -
Preferred stock	\$ 15,781,730	\$ 16,607,530	\$ -	\$ 6,607,530	\$ 9,174,200	\$ -	\$ -
Mortgage Loan	\$ 1,211,608,631	\$ 1,301,864,877	\$ -	\$ -	\$ 1,211,608,631	\$ -	\$ -
Securities lending collateral	\$ 71,424,447	\$ 71,423,588	\$ -	\$ 41,424,447	\$ -	\$ -	\$ -
Other Invested Assets - Surplus Notes	\$ 79,956,006	\$ 107,883,193	\$ -	\$ 79,956,006	\$ -	\$ -	\$ -
Other Invested Assets - Limited partnerships	\$ 143,669,008	\$ 143,669,008	\$ -	\$ -	\$ 143,669,008	\$ -	\$ -
Derivatives- equity put options	\$ 19,333,175	\$ 19,333,175	\$ -	\$ 19,333,175	\$ -	\$ -	\$ -
Derivatives- call options	\$ 105,848,477	\$ 105,848,477	\$ -	\$ 105,848,477	\$ -	\$ -	\$ -
Derivatives- swaps	\$ 1,559,576	\$ 1,559,576	\$ -	\$ 1,559,576	\$ -	\$ -	\$ -
Derivatives- futures contracts	\$ 1,767,838	\$ 1,767,838	\$ 1,767,838	\$ -	\$ -	\$ -	\$ -
Separate account assets	\$ 13,714,456,855	\$ 13,714,456,855	\$ 13,714,456,855	\$ -	\$ -	\$ -	\$ -
Separate account liabilities	\$(13,714,456,855)	\$(13,714,456,855)	\$(13,714,456,855)	\$ -	\$ -	\$ -	\$ -

D. Not Practicable to Estimate Fair Value - NONE

E. NAV Practical Expedient Investments - NONE

**NOTE 21 Other Items - No significant changes**

**NOTE 22 Events Subsequent - NONE**

**NOTE 23 Reinsurance - No significant changes**

## NOTES TO FINANCIAL STATEMENTS

---

**NOTE 24 Retrospectively Rated Contracts & Contracts Subject to Redetermination**

E. Risk Sharing Provisions of the Affordable Care Act - NONE

**NOTE 25 Change in Incurred Losses and Loss Adjustment Expenses**

A. Change in Incurred Losses and Loss Adjustment Expenses

Reserves and Loss Adjustment Expenses as of December 31, 2023 were \$7,990,604. As of June 30, 2024, \$680,013 has been paid for incurred claims and claim adjustment expenses attributable to insured events of prior years. Reserves and Loss Adjustment Expenses remaining for prior years are now \$7,610,636. The decrease is generally the result of the natural progression of a block of disability income claims and the increase or decrease in original estimates as additional information becomes known regarding individual claims.

B. Information about Significant Changes in Methodologies and Assumptions - NONE

**NOTE 26 Intercompany Pooling Arrangements - NONE**

**NOTE 27 Structured Settlements - NONE**

**NOTE 28 Health Care Receivables - NONE**

**NOTE 29 Participating Policies - No significant changes**

**NOTE 30 Premium Deficiency Reserves - NONE**

**NOTE 31 Reserves for Life Contracts and Annuity Contracts - No significant changes**

**NOTE 32 Analysis of Annuity Actuarial Reserves and Deposit Type Contract Liabilities by Withdrawal Characteristics - No significant changes**

**NOTE 33 Analysis of Life Actuarial Reserves by Withdrawal Characteristics - No significant changes**

**NOTE 34 Premium & Annuity Considerations Deferred and Uncollected - No significant changes**

**NOTE 35 Separate Accounts - No significant changes**

**NOTE 36 Loss/Claim Adjustment Expenses - No significant changes**

**GENERAL INTERROGATORIES**

**PART 1 - COMMON INTERROGATORIES**

**GENERAL**

- 1.1 Did the reporting entity experience any material transactions requiring the filing of Disclosure of Material Transactions with the State of Domicile, as required by the Model Act? ..... Yes [ ] No [ X ]
- 1.2 If yes, has the report been filed with the domiciliary state? ..... Yes [ ] No [ ]
- 2.1 Has any change been made during the year of this statement in the charter, by-laws, articles of incorporation, or deed of settlement of the reporting entity? ..... Yes [ ] No [ X ]
- 2.2 If yes, date of change: .....
- 3.1 Is the reporting entity a member of an Insurance Holding Company System consisting of two or more affiliated persons, one or more of which is an insurer? ..... Yes [ X ] No [ ]  
If yes, complete Schedule Y, Parts 1 and 1A.
- 3.2 Have there been any substantial changes in the organizational chart since the prior quarter end? ..... Yes [ X ] No [ ]
- 3.3 If the response to 3.2 is yes, provide a brief description of those changes.  
Ohio National Investments, Inc. changed its name to Constellation Investments, Inc. ....
- 3.4 Is the reporting entity publicly traded or a member of a publicly traded group? ..... Yes [ ] No [ X ]
- 3.5 If the response to 3.4 is yes, provide the CIK (Central Index Key) code issued by the SEC for the entity/group. ....
- 4.1 Has the reporting entity been a party to a merger or consolidation during the period covered by this statement? ..... Yes [ ] No [ X ]
- 4.2 If yes, provide the name of the entity, NAIC Company Code, and state of domicile (use two letter state abbreviation) for any entity that has ceased to exist as a result of the merger or consolidation.

1 Name of Entity	2 NAIC Company Code	3 State of Domicile

- 5. If the reporting entity is subject to a management agreement, including third-party administrator(s), managing general agent(s), attorney-in-fact, or similar agreement, have there been any significant changes regarding the terms of the agreement or principals involved? ..... Yes [ ] No [ X ] N/A [ ]  
If yes, attach an explanation.  
.....
- 6.1 State as of what date the latest financial examination of the reporting entity was made or is being made. .... 12/31/2020
- 6.2 State the as of date that the latest financial examination report became available from either the state of domicile or the reporting entity. This date should be the date of the examined balance sheet and not the date the report was completed or released. .... 12/31/2020
- 6.3 State as of what date the latest financial examination report became available to other states or the public from either the state of domicile or the reporting entity. This is the release date or completion date of the examination report and not the date of the examination (balance sheet date). .... 05/10/2022
- 6.4 By what department or departments?  
The Ohio Department of Insurance .....
- 6.5 Have all financial statement adjustments within the latest financial examination report been accounted for in a subsequent financial statement filed with Departments? ..... Yes [ ] No [ ] N/A [ X ]
- 6.6 Have all of the recommendations within the latest financial examination report been complied with? ..... Yes [ ] No [ ] N/A [ X ]
- 7.1 Has this reporting entity had any Certificates of Authority, licenses or registrations (including corporate registration, if applicable) suspended or revoked by any governmental entity during the reporting period? ..... Yes [ ] No [ X ]
- 7.2 If yes, give full information:  
.....
- 8.1 Is the company a subsidiary of a bank holding company regulated by the Federal Reserve Board? ..... Yes [ ] No [ X ]
- 8.2 If response to 8.1 is yes, please identify the name of the bank holding company.  
.....
- 8.3 Is the company affiliated with one or more banks, thrifts or securities firms? ..... Yes [ X ] No [ ]
- 8.4 If response to 8.3 is yes, please provide below the names and location (city and state of the main office) of any affiliates regulated by a federal regulatory services agency [i.e. the Federal Reserve Board (FRB), the Office of the Comptroller of the Currency (OCC), the Federal Deposit Insurance Corporation (FDIC) and the Securities Exchange Commission (SEC)] and identify the affiliate's primary federal regulator.

1 Affiliate Name	2 Location (City, State)	3 FRB	4 OCC	5 FDIC	6 SEC
AuguStar Distributors, Inc. ....	Cincinnati, OH .....	NO	NO	NO	YES
The O.N. Equity Sales Co. ....	Cincinnati, OH .....	NO	NO	NO	YES

STATEMENT AS OF JUNE 30, 2024 OF THE AUGUSTAR LIFE INSURANCE COMPANY

**GENERAL INTERROGATORIES**

- 9.1 Are the senior officers (principal executive officer, principal financial officer, principal accounting officer or controller, or persons performing similar functions) of the reporting entity subject to a code of ethics, which includes the following standards? ..... Yes [ X ] No [ ]
- (a) Honest and ethical conduct, including the ethical handling of actual or apparent conflicts of interest between personal and professional relationships;
- (b) Full, fair, accurate, timely and understandable disclosure in the periodic reports required to be filed by the reporting entity;
- (c) Compliance with applicable governmental laws, rules and regulations;
- (d) The prompt internal reporting of violations to an appropriate person or persons identified in the code; and
- (e) Accountability for adherence to the code.
- 9.11 If the response to 9.1 is No, please explain: .....
- 9.2 Has the code of ethics for senior managers been amended? ..... Yes [ ] No [ X ]
- 9.21 If the response to 9.2 is Yes, provide information related to amendment(s). .....
- 9.3 Have any provisions of the code of ethics been waived for any of the specified officers? ..... Yes [ ] No [ X ]
- 9.31 If the response to 9.3 is Yes, provide the nature of any waiver(s). .....

**FINANCIAL**

- 10.1 Does the reporting entity report any amounts due from parent, subsidiaries or affiliates on Page 2 of this statement? ..... Yes [ X ] No [ ]
- 10.2 If yes, indicate any amounts receivable from parent included in the Page 2 amount: ..... \$ ..... 65,661

**INVESTMENT**

- 11.1 Were any of the stocks, bonds, or other assets of the reporting entity loaned, placed under option agreement, or otherwise made available for use by another person? (Exclude securities under securities lending agreements.) ..... Yes [ ] No [ X ]
- 11.2 If yes, give full and complete information relating thereto: .....
12. Amount of real estate and mortgages held in other invested assets in Schedule BA: ..... \$ ..... 0
13. Amount of real estate and mortgages held in short-term investments: ..... \$ ..... 0
- 14.1 Does the reporting entity have any investments in parent, subsidiaries and affiliates? ..... Yes [ X ] No [ ]
- 14.2 If yes, please complete the following:
- |   | 1<br>Prior Year-End<br>Book/Adjusted<br>Carrying Value | 2<br>Current Quarter<br>Book/Adjusted<br>Carrying Value |
|---|--|---|
| 14.21 Bonds .....   | \$ ..... 0   | \$ ..... 0  |
| 14.22 Preferred Stock .....   | \$ ..... 0   | \$ ..... 0  |
| 14.23 Common Stock .....  | \$ ..... 659,621,282                                   | \$ ..... 555,759,227                                    |
| 14.24 Short-Term Investments .....  | \$ ..... 0   | \$ ..... 0  |
| 14.25 Mortgage Loans on Real Estate .....   | \$ ..... 0   | \$ ..... 0  |
| 14.26 All Other .....   | \$ ..... 127,055,108                                   | \$ ..... 32,682,243                                     |
| 14.27 Total Investment in Parent, Subsidiaries and Affiliates (Subtotal Lines 14.21 to 14.26) ..... | \$ ..... 786,676,390                                   | \$ ..... 588,441,470                                    |
| 14.28 Total Investment in Parent included in Lines 14.21 to 14.26 above .....                       | \$ ..... 0   | \$ ..... 0  |
- 15.1 Has the reporting entity entered into any hedging transactions reported on Schedule DB? ..... Yes [ X ] No [ ]
- 15.2 If yes, has a comprehensive description of the hedging program been made available to the domiciliary state? ..... Yes [ X ] No [ ] N/A [ ]  
If no, attach a description with this statement. ....
16. For the reporting entity's security lending program, state the amount of the following as of the current statement date:
- 16.1 Total fair value of reinvested collateral assets reported on Schedule DL, Parts 1 and 2. .... \$ ..... 71,424,447
- 16.2 Total book/adjusted carrying value of reinvested collateral assets reported on Schedule DL, Parts 1 and 2 ..... \$ ..... 71,423,588
- 16.3 Total payable for securities lending reported on the liability page. .... \$ ..... 71,423,588

## GENERAL INTERROGATORIES

17. Excluding items in Schedule E - Part 3 - Special Deposits, real estate, mortgage loans and investments held physically in the reporting entity's offices, vaults or safety deposit boxes, were all stocks, bonds and other securities, owned throughout the current year held pursuant to a custodial agreement with a qualified bank or trust company in accordance with Section 1, III - General Examination Considerations, F. Outsourcing of Critical Functions, Custodial or Safekeeping Agreements of the NAIC Financial Condition Examiners Handbook? ..... Yes [  ] No [  ]
- 17.1 For all agreements that comply with the requirements of the NAIC Financial Condition Examiners Handbook, complete the following:

1 Name of Custodian(s)	2 Custodian Address
US Bank NA .....	425 Walnut Street, Cincinnati, OH 45202 .....
Northern Trust Corp .....	50 South La Salle St Chicago, IL 60603 .....
Wells Fargo .....	550 S Tryon St Charlotte, NC 28202 .....
Federal Home Loan Bank of Cincinnati .....	221 E 4th St #600, Cincinnati, OH 45202 .....

- 17.2 For all agreements that do not comply with the requirements of the NAIC Financial Condition Examiners Handbook, provide the name, location and a complete explanation:

1 Name(s)	2 Location(s)	3 Complete Explanation(s)

- 17.3 Have there been any changes, including name changes, in the custodian(s) identified in 17.1 during the current quarter? ..... Yes [  ] No [  ]

- 17.4 If yes, give full information relating thereto:

1 Old Custodian	2 New Custodian	3 Date of Change	4 Reason

- 17.5 Investment management – Identify all investment advisors, investment managers, broker/dealers, including individuals that have the authority to make investment decisions on behalf of the reporting entity. For assets that are managed internally by employees of the reporting entity, note as such. ["...that have access to the investment accounts"; "...handle securities"]

1 Name of Firm or Individual	2 Affiliation
Tim Biggs .....	I.....
Gary Rodmaker .....	I.....
Jeffrey Weisman .....	I.....
William Hilbert .....	I.....
Kevin Buhr lage .....	I.....
Sachin Jain .....	I.....
Jonathan Egol .....	I.....
Rajiv Ranjan .....	I.....
Ari Bruger .....	I.....

- 17.5097 For those firms/individuals listed in the table for Question 17.5, do any firms/individuals unaffiliated with the reporting entity (i.e. designated with a "U") manage more than 10% of the reporting entity's invested assets? ..... Yes [  ] No [  ]

- 17.5098 For firms/individuals unaffiliated with the reporting entity (i.e. designated with a "U") listed in the table for Question 17.5, does the total assets under management aggregate to more than 50% of the reporting entity's invested assets? ..... Yes [  ] No [  ]

- 17.6 For those firms or individuals listed in the table for 17.5 with an affiliation code of "A" (affiliated) or "U" (unaffiliated), provide the information for the table below.

1	2	3	4	5
Central Registration Depository Number	Name of Firm or Individual	Legal Entity Identifier (LEI)	Registered With	Investment Management Agreement (IMA) Filed

- 18.1 Have all the filing requirements of the Purposes and Procedures Manual of the NAIC Investment Analysis Office been followed? ..... Yes [  ] No [  ]

- 18.2 If no, list exceptions:

.....

19. By self-designating 5GI securities, the reporting entity is certifying the following elements for each self-designated 5GI security:

- a. Documentation necessary to permit a full credit analysis of the security does not exist or an NAIC CRP credit rating for an FE or PL security is not available.
- b. Issuer or obligor is current on all contracted interest and principal payments.
- c. The insurer has an actual expectation of ultimate payment of all contracted interest and principal.

- Has the reporting entity self-designated 5GI securities? ..... Yes [  ] No [  ]

20. By self-designating PLGI securities, the reporting entity is certifying the following elements of each self-designated PLGI security:

- a. The security was purchased prior to January 1, 2018.
- b. The reporting entity is holding capital commensurate with the NAIC Designation reported for the security.
- c. The NAIC Designation was derived from the credit rating assigned by an NAIC CRP in its legal capacity as a NRSRO which is shown on a current private letter rating held by the insurer and available for examination by state insurance regulators.
- d. The reporting entity is not permitted to share this credit rating of the PL security with the SVO.

- Has the reporting entity self-designated PLGI securities? ..... Yes [  ] No [  ]

21. By assigning FE to a Schedule BA non-registered private fund, the reporting entity is certifying the following elements of each self-designated FE fund:

- a. The shares were purchased prior to January 1, 2019.
- b. The reporting entity is holding capital commensurate with the NAIC Designation reported for the security.
- c. The security had a public credit rating(s) with annual surveillance assigned by an NAIC CRP in its legal capacity as an NRSRO prior to January 1, 2019.
- d. The fund only or predominantly holds bonds in its portfolio.
- e. The current reported NAIC Designation was derived from the public credit rating(s) with annual surveillance assigned by an NAIC CRP in its legal capacity as an NRSRO.
- f. The public credit rating(s) with annual surveillance assigned by an NAIC CRP has not lapsed.

- Has the reporting entity assigned FE to Schedule BA non-registered private funds that complied with the above criteria? ..... Yes [  ] No [  ]



# GENERAL INTERROGATORIES

## PART 2 - LIFE AND ACCIDENT AND HEALTH COMPANIES/FRATERNAL BENEFIT SOCIETIES

**Life and Accident Health Companies/Fraternal Benefit Societies:**

1. Report the statement value of mortgage loans at the end of this reporting period for the following categories:
- |   | 1<br>Amount   |
|---|---|
| 1.1 Long-Term Mortgages In Good Standing  |   |
| 1.11 Farm Mortgages .....   | \$.....0  |
| 1.12 Residential Mortgages .....  | \$.....85,411,355   |
| 1.13 Commercial Mortgages .....   | \$.....1,216,453,522  |
| 1.14 Total Mortgages in Good Standing .....   | <u>\$          1,301,864,877</u>  |
| 1.2 Long-Term Mortgages In Good Standing with Restructured Terms  |   |
| 1.21 Total Mortgages in Good Standing with Restructured Terms.....  | <u>\$                          0</u>  |
| 1.3 Long-Term Mortgage Loans Upon which Interest is Overdue more than Three Months  |   |
| 1.31 Farm Mortgages .....   | \$.....0  |
| 1.32 Residential Mortgages .....  | \$.....0  |
| 1.33 Commercial Mortgages .....   | \$.....0  |
| 1.34 Total Mortgages with Interest Overdue more than Three Months .....   | <u>\$                          0</u>  |
| 1.4 Long-Term Mortgage Loans in Process of Foreclosure  |   |
| 1.41 Farm Mortgages .....   | \$.....0  |
| 1.42 Residential Mortgages .....  | \$.....0  |
| 1.43 Commercial Mortgages .....   | \$.....0  |
| 1.44 Total Mortgages in Process of Foreclosure .....  | \$.....0  |
| 1.5 Total Mortgage Loans (Lines 1.14 + 1.21 + 1.34 + 1.44) (Page 2, Column 3, Lines 3.1 + 3.2) .....  | <u>\$          1,301,864,877</u>  |
| 1.6 Long-Term Mortgages Foreclosed, Properties Transferred to Real Estate in Current Quarter  |   |
| 1.61 Farm Mortgages .....   | \$.....0  |
| 1.62 Residential Mortgages .....  | \$.....0  |
| 1.63 Commercial Mortgages .....   | \$.....0  |
| 1.64 Total Mortgages Foreclosed and Transferred to Real Estate .....  | <u>\$                          0</u>  |
| 2. Operating Percentages:   |   |
| 2.1 A&H loss percent .....  | 47.600 %  |
| 2.2 A&H cost containment percent .....  | 1.900 %   |
| 2.3 A&H expense percent excluding cost containment expenses .....   | 19.500 %  |
| 3.1 Do you act as a custodian for health savings accounts? .....  | Yes [ <input type="checkbox"/> ] No [ <input checked="" type="checkbox"/> ] |
| 3.2 If yes, please provide the amount of custodial funds held as of the reporting date .....  | \$.....0  |
| 3.3 Do you act as an administrator for health savings accounts? .....   | Yes [ <input type="checkbox"/> ] No [ <input checked="" type="checkbox"/> ] |
| 3.4 If yes, please provide the balance of the funds administered as of the reporting date .....   | \$.....0  |
| 4. Is the reporting entity licensed or chartered, registered, qualified, eligible or writing business in at least two states? .....   | Yes [ <input checked="" type="checkbox"/> ] No [ <input type="checkbox"/> ] |
| 4.1 If no, does the reporting entity assume reinsurance business that covers risks residing in at least one state other than the state of domicile of the reporting entity? ..... | Yes [ <input type="checkbox"/> ] No [ <input type="checkbox"/> ]            |

**Fraternal Benefit Societies Only:**

- 5.1 In all cases where the reporting entity has assumed accident and health risks from another company, provisions should be made in this statement on account of such reinsurances for reserve equal to that which the original company would have been required to establish had it retained the risks. Has this been done? .....
- Yes [  ] No [  ] N/A [  ]
- 5.2 If no, explain:  
.....
- 6.1 Does the reporting entity have outstanding assessments in the form of liens against policy benefits that have increased surplus? .....
- Yes [  ] No [  ]
- 6.2 If yes, what is the date(s) of the original lien and the total outstanding balance of liens that remain in surplus?

Date	Outstanding Lien Amount
.....	.....

**SCHEDULE S - CEDED REINSURANCE**

Showing All New Reinsurance Treaties - Current Year to Date

1 NAIC Company Code	2 ID Number	3 Effective Date	4 Name of Reinsurer	5 Domiciliary Jurisdiction	6 Type of Reinsurance Ceded	7 Type of Business Ceded	8 Type of Reinsurer	9 Certified Reinsurer Rating (1 through 6)	10 Effective Date of Certified Reinsurer Rating
<b>NONE</b>									

**STATEMENT AS OF JUNE 30, 2024 OF THE AUGUSTAR LIFE INSURANCE COMPANY**  
**SCHEDULE T - PREMIUMS AND ANNUITY CONSIDERATIONS**

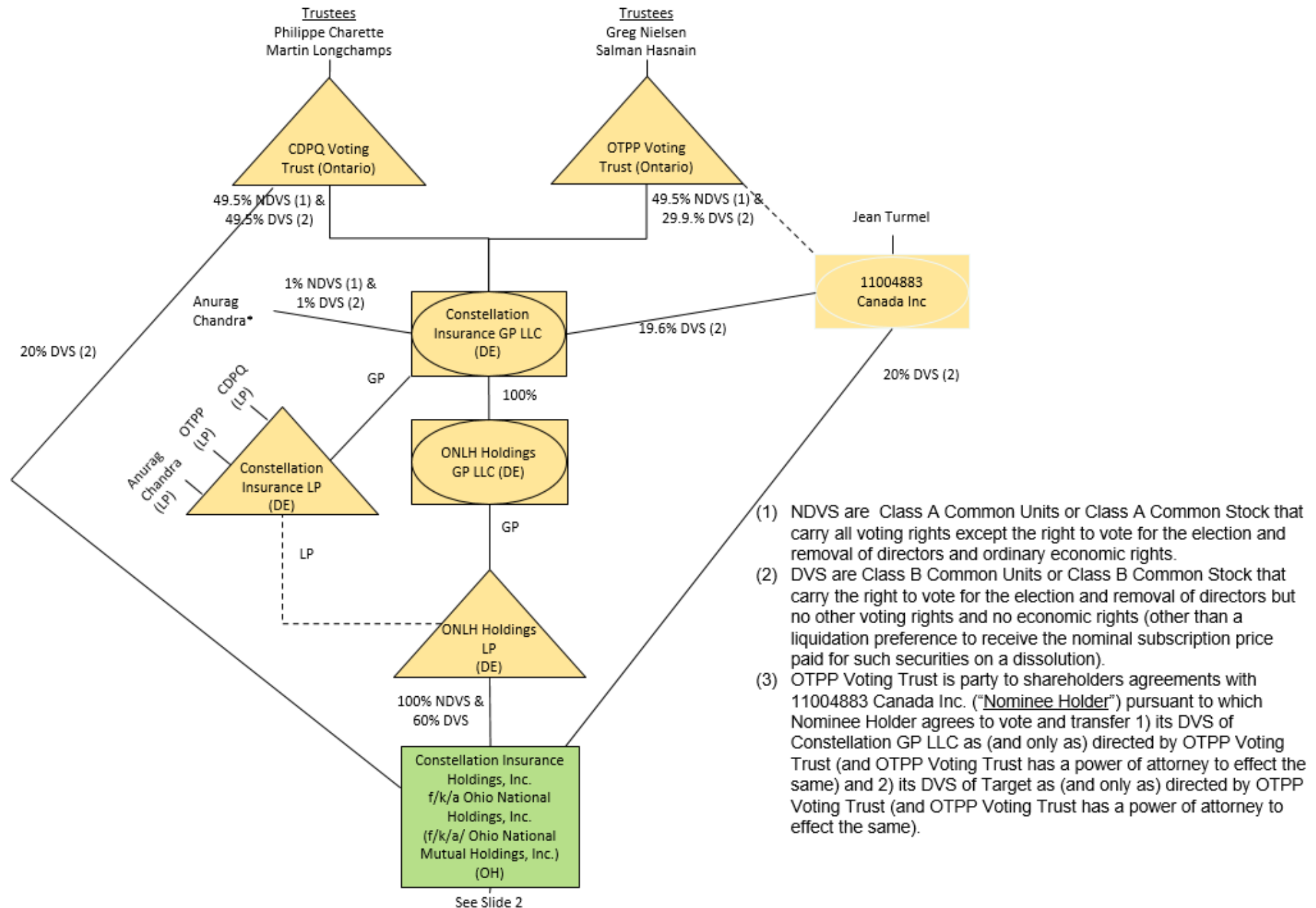
Current Year To Date - Allocated by States and Territories

	1	Life Contracts		Direct Business Only			7	
		2	3	4	5	6		
States, Etc.	Active Status (a)	Life Insurance Premiums	Annuity Considerations	Accident and Health Insurance Premiums, Including Policy, Membership and Other Fees	Other Considerations	Total Columns 2 Through 5	Deposit-Type Contracts	
1. Alabama	AL	L	2,791,025	21,846,586	59,240	418,571	25,115,422	363
2. Alaska	AK	L	164,374	542,531	2,724	0	709,629	117
3. Arizona	AZ	L	2,939,572	46,306,228	26,653	158,515	49,430,968	1,462
4. Arkansas	AR	L	1,508,296	12,079,788	30,391	169,817	13,788,292	478
5. California	CA	L	12,309,538	7,950,115	202,297	1,304,707	21,766,657	134,475
6. Colorado	CO	L	6,224,260	70,691,363	90,630	210	77,006,463	1,149,544
7. Connecticut	CT	L	1,526,894	19,547,867	46,961	49,133	21,170,855	643
8. Delaware	DE	L	907,570	6,669,605	11,334	350	7,588,859	91
9. District of Columbia	DC	L	218,383	199,743	2,877	0	421,003	361,317
10. Florida	FL	L	16,661,269	143,641,229	122,574	4,166,815	164,591,887	74,620
11. Georgia	GA	L	3,067,613	58,624,694	60,570	558,424	62,311,301	1,613
12. Hawaii	HI	L	50,000	8,660,685	0	0	8,710,685	0
13. Idaho	ID	L	697,384	15,727,230	30,378	183,318	16,638,310	9,971
14. Illinois	IL	L	9,066,929	65,121,818	270,617	797,825	75,257,189	4,515
15. Indiana	IN	L	2,509,978	61,276,600	46,455	429,651	64,262,684	1,226,312
16. Iowa	IA	L	2,096,764	8,658,808	28,085	429,949	11,213,606	115,396
17. Kansas	KS	L	4,131,252	24,007,360	93,336	12,631	28,244,579	2,215
18. Kentucky	KY	L	1,326,994	40,574,635	19,568	847,619	42,768,816	912
19. Louisiana	LA	L	3,949,372	32,570,485	10,411	230,653	36,760,921	3,623
20. Maine	ME	L	159,361	1,771,856	14,707	0	1,945,924	165
21. Maryland	MD	L	3,678,096	27,703,021	60,619	169,426	31,611,162	1,005,291
22. Massachusetts	MA	L	2,321,272	37,342,234	127,836	239,144	40,030,486	112
23. Michigan	MI	L	10,240,393	137,711,837	111,126	840,366	148,903,722	107,436
24. Minnesota	MN	L	2,486,084	16,489,389	47,591	303,921	19,326,985	463,827
25. Mississippi	MS	L	1,673,816	8,207,107	32,940	11	9,913,874	809
26. Missouri	MO	L	3,603,688	72,268,604	30,471	36,533	75,939,296	388,813
27. Montana	MT	L	395,648	5,973,379	8,419	0	6,377,446	1,012
28. Nebraska	NE	L	4,281,954	8,579,150	16,736	67,290	12,945,130	9,301
29. Nevada	NV	L	781,970	13,257,756	22,164	0	14,061,890	1,140
30. New Hampshire	NH	L	1,380,925	11,847,877	9,286	0	13,238,088	247
31. New Jersey	NJ	L	6,719,301	33,825,154	69,141	312,142	40,925,738	55,390
32. New Mexico	NM	L	276,247	3,141,770	5,705	0	3,423,722	39
33. New York	NY	N	573,683	9,088,538	7,875	0	9,670,096	97,496
34. North Carolina	NC	L	4,185,814	50,550,780	80,881	401,153	55,218,628	442,104
35. North Dakota	ND	L	435,069	649,281	19,435	34,002	1,137,787	202
36. Ohio	OH	L	14,333,234	151,294,925	384,453	4,363,291	170,375,903	200,146,940
37. Oklahoma	OK	L	1,458,325	7,633,343	28,330	76,647	9,196,645	122,933
38. Oregon	OR	L	1,104,497	17,435,986	40,936	123,724	18,705,143	2,779
39. Pennsylvania	PA	L	9,544,525	32,698,685	192,199	770,885	43,206,294	583,585
40. Rhode Island	RI	L	717,423	798,852	18,738	0	1,535,013	24,439
41. South Carolina	SC	L	2,356,206	56,971,645	30,338	20,039	59,378,228	209
42. South Dakota	SD	L	347,325	439,123	1,272	10,478	798,198	302
43. Tennessee	TN	L	4,305,467	35,178,298	99,457	383,655	39,966,877	64,235
44. Texas	TX	L	16,349,272	106,784,606	196,302	1,743,468	125,073,648	229,080
45. Utah	UT	L	2,402,326	94,402,767	10,987	0	96,816,080	234
46. Vermont	VT	L	128,134	2,125,292	3,136	0	2,256,562	0
47. Virginia	VA	L	3,892,190	35,173,303	66,957	885,825	40,018,275	2,322
48. Washington	WA	L	2,054,898	21,416,919	44,695	134,868	23,651,380	1,951
49. West Virginia	WV	L	619,521	309,359	33,102	365,055	1,327,037	1,182
50. Wisconsin	WI	L	5,476,694	37,230,991	170,276	46,729	42,924,690	600
51. Wyoming	WY	L	299,609	3,443,386	8,391	0	3,751,386	451
52. American Samoa	AS	N	0	0	0	0	0	0
53. Guam	GU	N	290	0	0	0	290	0
54. Puerto Rico	PR	L	127,661	133,000	497,137	0	757,798	0
55. U.S. Virgin Islands	VI	N	0	0	0	0	0	0
56. Northern Mariana Islands	MP	N	0	0	0	0	0	0
57. Canada	CAN	N	14,545	0	0	0	14,545	3
58. Aggregate Other Aliens	OT	XXX	106,980	0	6,498	0	113,478	39
59. Subtotal	XXX		180,979,910	1,686,575,583	3,653,237	21,086,840	1,892,295,570	206,842,335
90. Reporting entity contributions for employee benefits plans	XXX		0	0	0	0	0	0
91. Dividends or refunds applied to purchase paid-up additions and annuities	XXX		28,077,030	0	0	0	28,077,030	0
92. Dividends or refunds applied to shorten endowment or premium paying period	XXX		0	0	0	0	0	0
93. Premium or annuity considerations waived under disability or other contract provisions	XXX		1,169,676	8,343,821	162,857	0	9,676,354	0
94. Aggregate or other amounts not allocable by State	XXX		8,309,167	0	152,211	0	8,461,378	0
95. Totals (Direct Business)	XXX		218,535,783	1,694,919,404	3,968,305	21,086,840	1,938,510,332	206,842,335
96. Plus Reinsurance Assumed	XXX		56,814,009	(829,702,180)	0	0	(772,888,171)	0
97. Totals (All Business)	XXX		275,349,792	865,217,224	3,968,305	21,086,840	1,165,622,161	206,842,335
98. Less Reinsurance Ceded	XXX		245,653,097	517,188,925	1,942,054	0	764,784,076	0
99. Totals (All Business) less Reinsurance Ceded	XXX		29,696,695	348,028,299	2,026,251	21,086,840	400,838,085	206,842,335
<b>DETAILS OF WRITE-INS</b>								
58001. Other alien	XXX		106,980	0	6,498	0	113,478	39
58002.	XXX		0	0	0	0	0	0
58003.	XXX		0	0	0	0	0	0
58998. Summary of remaining write-ins for Line 58 from overflow page	XXX		0	0	0	0	0	0
58999. Totals (Lines 58001 through 58003 plus 58998)(Line 58 above)	XXX		106,980	0	6,498	0	113,478	39
9401. Dividends accums used to purchase paid-up additions	XXX		7,324,083	0	0	0	7,324,083	0
9402. Dividend accum appld as prem in states that do not allow dividend deduction	XXX		980,302	0	152,211	0	1,132,513	0
9403. Dividends accums used to shorten endow or prem pay	XXX		4,782	0	0	0	4,782	0
9498. Summary of remaining write-ins for Line 94 from overflow page	XXX		0	0	0	0	0	0
9499. Totals (Lines 9401 through 9403 plus 9498)(Line 94 above)	XXX		8,309,167	0	152,211	0	8,461,378	0

(a) Active Status Counts:

1. L - Licensed or Chartered - Licensed insurance carrier or domiciled RRG.....	51	4. Q - Qualified - Qualified or accredited reinsurer.....	0
2. R - Registered - Non-domiciled RRGs.....	0	5. N - None of the above - Not allowed to write business in the state.....	6
3. E - Eligible - Reporting entities eligible or approved to write surplus lines in the state.....	0		

## SCHEDULE Y - INFORMATION CONCERNING ACTIVITIES OF INSURER MEMBERS OF A HOLDING COMPANY GROUP PART 1 - ORGANIZATIONAL CHART



# SCHEDULE Y - INFORMATION CONCERNING ACTIVITIES OF INSURER MEMBERS OF A HOLDING COMPANY GROUP

## PART 1 - ORGANIZATIONAL CHART

<sup>1</sup> – 100% of the non-director voting shares and 60% of the director voting shares of ONHI are owned by ONLH Holdings LP, a Delaware Limited Partnership

<sup>2</sup> – 7.89% owned by ON Netherlands Holdings B.V.

<sup>3</sup> – 1 Share owned by ON Global Holdings, LLC

<sup>4</sup> – 20,000 Share owned by ON Foreign Holdings, LLC

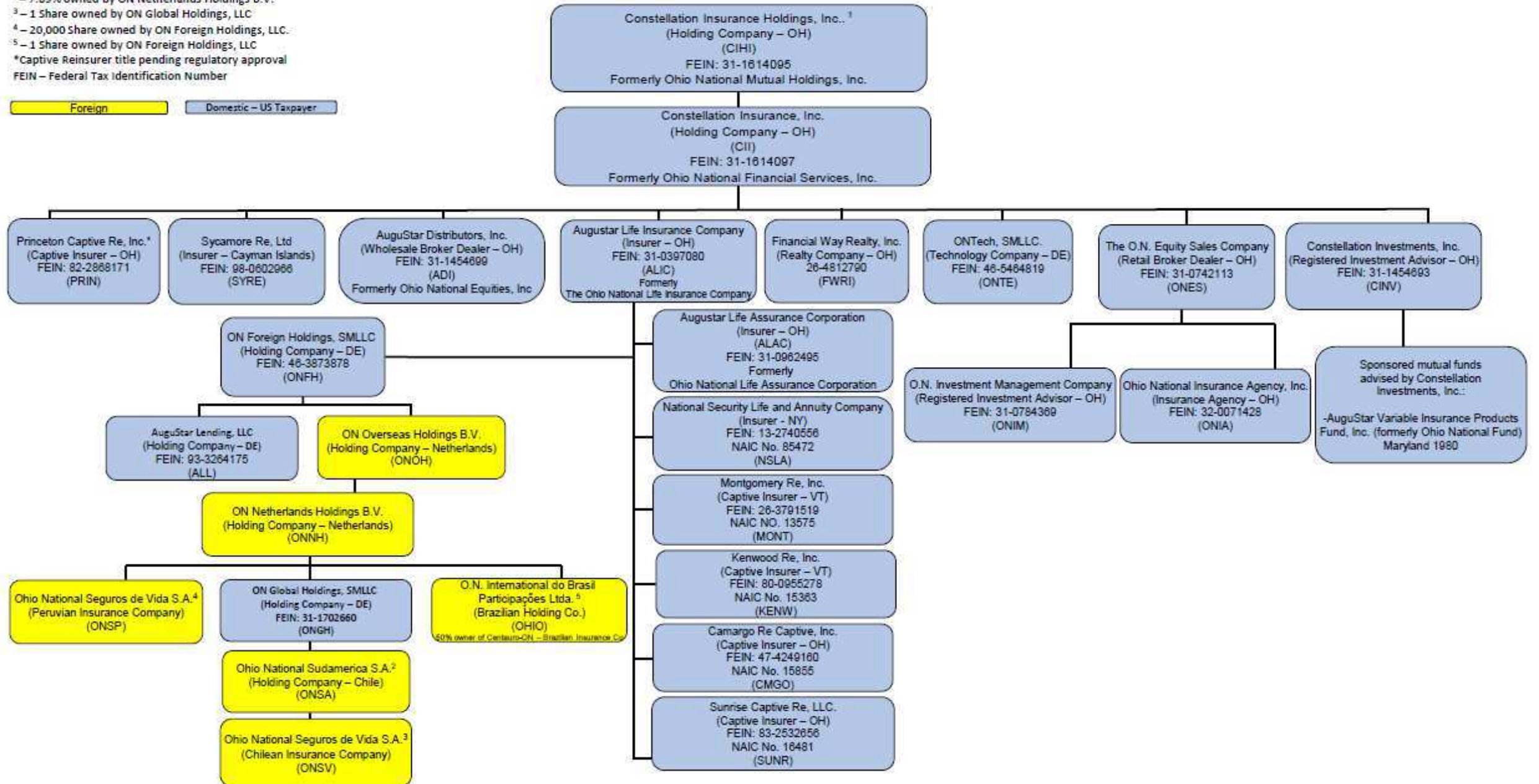
<sup>5</sup> – 1 Share owned by ON Foreign Holdings, LLC

\*Captive Reinsurer title pending regulatory approval

FEIN – Federal Tax Identification Number

Foreign Domestic – US Taxpayer

### Constellation Organizational Chart



STATEMENT AS OF JUNE 30, 2024 OF THE AUGUSTAR LIFE INSURANCE COMPANY

**SCHEDULE Y**  
**PART 1A - DETAIL OF INSURANCE HOLDING COMPANY SYSTEM**

1	2	3	4	5	6	7	8	9	10	11	12	13	14	15	16
Group Code	Group Name	NAIC Company Code	ID Number	Federal RSSD	CIK	Name of Securities Exchange if Publicly Traded (U.S. or International)	Names of Parent, Subsidiaries Or Affiliates	Domiciliary Location	Relationship to Reporting Entity	Directly Controlled by (Name of Entity/Person)	Type of Control (Ownership, Board, Management, Attorney-in-Fact, Influence, Other)	If Control is Ownership Provide Percentage	Ultimate Controlling Entity(ies)/Person(s)	Is an SCA Filing Required? (Yes/No)	*
.0704	Constellation Insurance Holdings, Inc.	00000		0	0		Caisse de dépôt et placement du Québec (CDPQ) Voting Trust	.CAN	UIP		Other	0.000		NO	1
.0704	Constellation Insurance Holdings, Inc.	00000		0	0		Ontario Teachers Pension Plan (OTPP) Voting Trust	.CAN	UIP		Other	0.000		NO	1
.0704	Constellation Insurance Holdings, Inc.	00000		0	0		11004883 Canada Inc.	.CAN	UIP		Other	0.000		NO	2
.0704	Constellation Insurance Holdings, Inc.	00000	84-3510530	0	0		Constellation Insurance GP, LLC	.DE	UIP	Caisse de dépôt et placement du Québec (CDPQ) Voting Trust	Ownership, Board of Directors, Management	49.500		NO	0
.0704	Constellation Insurance Holdings, Inc.	00000	84-3510530	0	0		Constellation Insurance GP, LLC	.DE	UIP	Ontario Teachers Pension Plan (OTPP) Voting Trust	Ownership, Board of Directors, Management	29.900		NO	0
.0704	Constellation Insurance Holdings, Inc.	00000	84-3510530	0	0		Constellation Insurance GP, LLC	.DE	UIP	11004883 Canada Inc.	Management	19.600		NO	0
.0704	Constellation Insurance Holdings, Inc.	00000	84-3510530	0	0		Constellation Insurance GP, LLC	.DE	UIP	Anurag Chandra (Member of Constellation Insurance GP, LLC)	Ownership, Board of Directors, Management	1.000		NO	0
.0704	Constellation Insurance Holdings, Inc.	00000	84-3482603	0	0		Constellation Insurance LP	.DE	UIP	Constellation Insurance GP, LLC	Other	0.000	Constellation Insurance GP, LLC	NO	3
.0704	Constellation Insurance Holdings, Inc.	00000	84-3482603	0	0		Constellation Insurance LP	.DE	OTH	Anurag Chandra (Member of Constellation Insurance LP, LLC)	Other	0.000	Constellation Insurance GP, LLC	NO	4
.0704	Constellation Insurance Holdings, Inc.	00000	84-3482603	0	0		Constellation Insurance LP	.DE	OTH	Caisse de dépôt et placement du Québec (CDPQ) Voting Trust	Other	0.000	Constellation Insurance GP, LLC	NO	4
.0704	Constellation Insurance Holdings, Inc.	00000	84-3482603	0	0		Constellation Insurance LP	.DE	OTH	Ontario Teachers Pension Plan (OTPP) Voting Trust	Other	0.000	Constellation Insurance GP, LLC	NO	4
.0704	Constellation Insurance Holdings, Inc.	00000	86-3415002	0	0		ONLH Holdings GP, LLC	.DE	UIP	Constellation Insurance GP, LLC	Ownership, Board of Directors, Management	100.000	Constellation Insurance GP, LLC	NO	0
.0704	Constellation Insurance Holdings, Inc.	00000	86-3415002	0	0		ONLH Holdings LP	.DE	UIP	Constellation Insurance LP	Other	0.000	Constellation Insurance GP, LLC	NO	4
.0704	Constellation Insurance Holdings, Inc.	00000	86-3415002	0	0		ONLH Holdings LP	.DE	UIP	Constellation Insurance GP, LLC	Ownership, Board of Directors, Management	100.000	Constellation Insurance GP, LLC	NO	0
.0704	Constellation Insurance Holdings, Inc.	00000	31-1614095	0	0		Constellation Insurance Holdings, Inc.	.OH	UIP	ONLH Holdings LP	Ownership, Board of Directors, Management	60.000	Constellation Insurance GP, LLC	NO	0
.0704	Constellation Insurance Holdings, Inc.	00000	31-1614095	0	0		Constellation Insurance Holdings, Inc.	.OH	UIP	Caisse de dépôt et placement du Québec (CDPQ) Voting Trust	Ownership, Board of Directors, Management	20.000	Constellation Insurance GP, LLC	NO	0
.0704	Constellation Insurance Holdings, Inc.	00000	31-1614095	0	0		Constellation Insurance Holdings, Inc.	.OH	UIP	11004883 Canada Inc.	Ownership, Board of Directors, Management	20.000	Constellation Insurance GP, LLC	NO	0
.0704	Constellation Insurance Holdings, Inc.	00000	31-1614097	0	0		Constellation Insurance, Inc.	.OH	UIP	Constellation Insurance Holdings, Inc.	Ownership, Board of Directors, Management	100.000	Constellation Insurance GP, LLC	NO	0
.0704	Constellation Insurance Holdings, Inc.	00000	AA-0056843	0	0		Sycamore Re, Ltd.	.CYM	IA	Constellation Insurance, Inc.	Ownership, Board of Directors, Management	100.000	Constellation Insurance Holdings, Inc.	NO	0
.0704	Constellation Insurance Holdings, Inc.	00000	46-5464819	0	0		ON Tech, SMLLC	.DE	NIA	Constellation Insurance, Inc.	Ownership, Board of Directors, Management	100.000	Constellation Insurance Holdings, Inc.	NO	0
.0704	Constellation Insurance Holdings, Inc.	00000	26-4812790	0	0		Financial Way Realty, Inc.	.OH	NIA	Constellation Insurance, Inc.	Ownership, Board of Directors, Management	100.000	Constellation Insurance Holdings, Inc.	NO	0
.0704	Constellation Insurance Holdings, Inc.	00000	46-3873878	0	0		Ohio National Foreign Holdings, SMLLC	.DE	NIA	AuguStar Life Insurance Company	Ownership, Board of Directors, Management	100.000	Constellation Insurance Holdings, Inc.	NO	0
.0704	Constellation Insurance Holdings, Inc.	00000	93-3264175	0	0		AuguStar Lending, LLC	.DE	NIA	Ohio National Foreign Holdings, SMLLC	Ownership, Board of Directors, Management	100.000	Constellation Insurance Holdings, Inc.	NO	0
.0704	Constellation Insurance Holdings, Inc.	00000		0	0		ON Overseas Holding B.V.	.NLD	NIA	Ohio National Foreign Holdings, SMLLC	Ownership, Board of Directors, Management	100.000	Constellation Insurance Holdings, Inc.	NO	0
.0704	Constellation Insurance Holdings, Inc.	00000		0	0		ON Netherlands Holdings B.V.	.NLD	NIA	ON Overseas Holding B.V.	Ownership, Board of Directors, Management	100.000	Constellation Insurance Holdings, Inc.	NO	0

STATEMENT AS OF JUNE 30, 2024 OF THE AUGUSTAR LIFE INSURANCE COMPANY

**SCHEDULE Y**  
**PART 1A - DETAIL OF INSURANCE HOLDING COMPANY SYSTEM**

1	2	3	4	5	6	7	8	9	10	11	12	13	14	15	16
Group Code	Group Name	NAIC Company Code	ID Number	Federal RSSD	CIK	Name of Securities Exchange if Publicly Traded (U.S. or International)	Names of Parent, Subsidiaries Or Affiliates	Domiciliary Location	Relationship to Reporting Entity	Directly Controlled by (Name of Entity/Person)	Type of Control (Ownership, Board, Management, Attorney-in-Fact, Influence, Other)	If Control is Ownership Provide Percentage	Ultimate Controlling Entity(ies)/Person(s)	Is an SCA Filing Required? (Yes/No)	*
.0704	Constellation Insurance Holdings, Inc.	00000		0	0		Ohio National Seguros de Vida S.A.	..PER	..IA	ON Netherlands Holdings B.V.	Ownership, Board of Directors, Management	100.000	Constellation Insurance Holdings, Inc.	..NO	0
.0704	Constellation Insurance Holdings, Inc.	00000	31-1702660	0	0		ON Global Holdings, SMLLC	..DE	..NIA	ON Netherlands Holdings B.V.	Ownership, Board of Directors, Management	100.000	Constellation Insurance Holdings, Inc.	..NO	0
.0704	Constellation Insurance Holdings, Inc.	00000		0	0		Ohio National Sudamerica S.A.	..CHL	..NIA	ON Global Holdings, SMLLC	Ownership, Board of Directors, Management	100.000	Constellation Insurance Holdings, Inc.	..NO	0
.0704	Constellation Insurance Holdings, Inc.	00000		0	0		Ohio National Seguros de Vida S.A.	..CHL	..IA	Ohio National Sudamerica S.A.	Ownership, Board of Directors, Management	100.000	Constellation Insurance Holdings, Inc.	..NO	0
.0704	Constellation Insurance Holdings, Inc.	00000		0	0		O.N. International do Brasil Participações Ltda.	..BRA	..IA	ON Netherlands Holdings B.V.	Ownership, Board of Directors, Management	100.000	Constellation Insurance Holdings, Inc.	..NO	0
.0704	Constellation Insurance Holdings, Inc.	67172	31-0397080	0	0		AuguStar Life Insurance Company	..OH	..RE	Constellation Insurance, Inc.	Ownership, Board of Directors, Management	100.000	Constellation Insurance Holdings, Inc.	..NO	0
.0704	Constellation Insurance Holdings, Inc.	13575	26-3791519	0	0		Montgomery Re, Inc.	..VT	..IA	AuguStar Life Insurance Company	Ownership, Board of Directors, Management	100.000	Constellation Insurance Holdings, Inc.	..NO	0
.0704	Constellation Insurance Holdings, Inc.	15363	80-0955278	0	0		Kenwood Re, Inc	..VT	..IA	AuguStar Life Insurance Company	Ownership, Board of Directors, Management	100.000	Constellation Insurance Holdings, Inc.	..NO	0
.0704	Constellation Insurance Holdings, Inc.	15855	47-4249160	0	0		Camargo Re Captive, Inc.	..OH	..IA	AuguStar Life Insurance Company	Ownership, Board of Directors, Management	100.000	Constellation Insurance Holdings, Inc.	..NO	0
.0704	Constellation Insurance Holdings, Inc.	16481	83-2532656	0	0		Sunrise Captive Re, LLC	..OH	..IA	AuguStar Life Insurance Company	Ownership, Board of Directors, Management	100.000	Constellation Insurance Holdings, Inc.	..NO	0
.0704	Constellation Insurance Holdings, Inc.	89206	31-0962495	0	0		AuguStar Life Assurance Corporation	..OH	..IA	AuguStar Life Insurance Company	Ownership, Board of Directors, Management	100.000	Constellation Insurance Holdings, Inc.	..NO	0
.0704	Constellation Insurance Holdings, Inc.	85472	13-2740556	0	0		National Security Life and Annuity Company	..NY	..IA	AuguStar Life Insurance Company	Ownership, Board of Directors, Management	100.000	Constellation Insurance Holdings, Inc.	..NO	0
.0704	Constellation Insurance Holdings, Inc.	00000	31-1454699	0	0		AuguStar Distributors, Inc.	..OH	..NIA	Constellation Insurance, Inc.	Ownership, Board of Directors, Management	100.000	Constellation Insurance Holdings, Inc.	..YES	0
.0704	Constellation Insurance Holdings, Inc.	00000	31-0742113	0	0		The O.N. Equity Sales Company	..OH	..NIA	Constellation Insurance, Inc.	Ownership, Board of Directors, Management	100.000	Constellation Insurance Holdings, Inc.	..YES	0
.0704	Constellation Insurance Holdings, Inc.	00000	32-0071428	0	0		Ohio National Insurance Agency, Inc.	..OH	..NIA	The O.N. Equity Sales Company	Ownership, Board of Directors, Management	100.000	Constellation Insurance Holdings, Inc.	..NO	0
.0704	Constellation Insurance Holdings, Inc.	00000	31-0784369	0	0		O.N. Investment Management Company	..OH	..NIA	The O.N. Equity Sales Company	Ownership, Board of Directors, Management	100.000	Constellation Insurance Holdings, Inc.	..NO	0
.0704	Constellation Insurance Holdings, Inc.	00000	82-2868171	0	0		Princeton Captive Re, Inc.	..OH	..NIA	Constellation Insurance, Inc.	Ownership, Board of Directors, Management	100.000	Constellation Insurance Holdings, Inc.	..NO	0
.0704	Constellation Insurance Holdings, Inc.	00000	31-1454693	0	0		Constellation Investments, Inc.	..OH	..NIA	Constellation Insurance, Inc.	Ownership, Board of Directors, Management	100.000	Constellation Insurance Holdings, Inc.	..YES	0

Asterisk	Explanation
1	Voting Trust
2	Nominee Holder
3	General Partnership
4	Limited Partnership

# SUPPLEMENTAL EXHIBITS AND SCHEDULES INTERROGATORIES

The following supplemental reports are required to be filed as part of your statement filing. However, in the event that your company does not transact the type of business for which the special report must be filed, your response of NO to the specific interrogatory will be accepted in lieu of filing a "NONE" report and a bar code will be printed below. If the supplement is required of your company but is not being filed for whatever reason enter SEE EXPLANATION and provide an explanation following the interrogatory questions.

	Response
1. Will the Trusteed Surplus Statement be filed with the state of domicile and the NAIC with this statement? .....	NO
2. Will the Medicare Part D Coverage Supplement be filed with the state of domicile and the NAIC with this statement? .....	NO
3. Will the Reasonableness of Assumptions Certification required by Actuarial Guideline XXXV be filed with the state of domicile and electronically with the NAIC? .....	NO
4. Will the Reasonableness and Consistency of Assumptions Certification required by Actuarial Guideline XXXV be filed with the state of domicile and electronically with the NAIC? .....	YES
5. Will the Reasonableness of Assumptions Certification for Implied Guaranteed Rate Method required by Actuarial Guideline XXXVI be filed with the state of domicile and electronically with the NAIC? .....	NO
6. Will the Reasonableness and Consistency of Assumptions Certification required by Actuarial Guideline XXXVI (Updated Average Market Value) be filed with the state of domicile and electronically with the NAIC? .....	NO
7. Will the Reasonableness and Consistency of Assumptions Certification required by Actuarial Guideline XXXVI (Updated Market Value) be filed with the state of domicile and electronically with the NAIC? .....	NO
8. Will the Life PBR Statement of Exemption be filed with the state of domicile by July 1st and electronically with the NAIC with the second quarterly filing per the Valuation Manual (by August 15)? (2nd Quarter Only) The response for 1st and 3rd quarters should be N/A. A NO response resulting with a bar code is only appropriate in the 2nd quarter. In the case of an ongoing statement of exemption, enter "SEE EXPLANATION" and provide as an explanation that the company is utilizing an ongoing statement of exemption. ....	NO







**AUGUST FILING**

9. Will the regulator-only (non-public) Communication of Internal Control Related Matters Noted in Audit be filed with the state of domicile and electronically with the NAIC (as a regulator-only non-public document) by August 1? The response for 1st and 3rd quarters should be N/A. A NO response resulting with a bar code is only appropriate in the 2nd quarter. ....	NO
--	----

Explanation:

- 1.
- 2.
- 3.
- 5.
- 6.
- 7.
- 8.
- 9.

Bar Code:

1. Trusteed Surplus Statement [Document Identifier 490]	
2. Medicare Part D Coverage Supplement [Document Identifier 365]	
3. Reasonableness of Assumptions Certification required by Actuarial Guideline XXXV [Document Identifier 445]	
5. Reasonableness of Assumptions Certification for Implied Guaranteed Rate Method required by Actuarial Guideline XXXVI [Document Identifier 447]	
6. Reasonableness and Consistency of Assumptions Certification required by Actuarial Guideline XXXVI [Document Identifier 448]	
7. Reasonableness and Consistency of Assumptions Certification required by Actuarial Guideline XXXVI (Updated Market Value) [Document Identifier 449]	
8. Life PBR Statement of Exemption (2nd Quarter Only) [Document Identifier 700]	
9. Communication of Internal Control Related Matters Noted in Audit (2nd Quarter Only) [Document Identifier 222]	



STATEMENT AS OF JUNE 30, 2024 OF THE AUGUSTAR LIFE INSURANCE COMPANY  
**OVERFLOW PAGE FOR WRITE-INS**

Additional Write-ins for Assets Line 25

	Current Statement Date			4 December 31 Prior Year Net Admitted Assets
	1 Assets	2 Nonadmitted Assets	3 Net Admitted Assets (Cols: 1 - 2)	
2504. State taxes recoverable .....	7,740,686	0	7,740,686	6,679,700
2505. Admitted Disallowed IMR .....	4,526,585	0	4,526,585	3,937,012
2506. Fund revenue receivable .....	2,605,934	0	2,605,934	2,603,987
2507. NSCC deposit .....	20,000	0	20,000	0
2508. Prepaid expenses .....	6,454,892	6,454,892	0	0
2509. Surplus note issuance costs .....	19,014	19,014	0	0
2510. Prepaid overfunded pension .....	15,493,991	15,493,991	0	0
2511. Pension fee income recoverable .....	(5,387)	0	(5,387)	(5,387)
2597. Summary of remaining write-ins for Line 25 from overflow page	36,855,715	21,967,897	14,887,818	13,215,312

Additional Write-ins for Liabilities Line 25

	1 Current Statement Date	2 December 31 Prior Year
2504. Unclaimed funds .....	3,249,918	3,312,136
2505. Liability for plan benefits .....	2,172,637	2,312,770
2597. Summary of remaining write-ins for Line 25 from overflow page	5,422,555	5,624,906

Additional Write-ins for Summary of Operations Line 8.3

	1 Current Year To Date	2 Prior Year To Date	3 Prior Year Ended December 31
08.304. Reinsurance ceded trails .....	2,608,799	3,068,629	5,926,018
08.305. Miscellaneous gains/(losses) .....	185,800	592,520	726,146
08.306. M&E Income ceded for SA Modco reinsurance .....	(86,193,139)	(88,018,846)	(172,569,780)
08.397. Summary of remaining write-ins for Line 8.3 from overflow page	(83,398,540)	(84,357,697)	(165,917,616)

Additional Write-ins for Summary of Operations Line 27

	1 Current Year To Date	2 Prior Year To Date	3 Prior Year Ended December 31
2704. Health surrender benefits .....	759,617	2,018,539	2,494,772
2705. Modco reserve allowance .....	(832,352,234)	10,226,767,383	10,103,106,504
2797. Summary of remaining write-ins for Line 27 from overflow page	(831,592,617)	10,228,785,922	10,105,601,276

STATEMENT AS OF JUNE 30, 2024 OF THE AUGUSTAR LIFE INSURANCE COMPANY

**SCHEDULE A - VERIFICATION**

Real Estate

	1 Year to Date	2 Prior Year Ended December 31
1. Book/adjusted carrying value, December 31 of prior year .....	23,592,521	22,803,386
2. Cost of acquired:		
2.1 Actual cost at time of acquisition .....	0	0
2.2 Additional investment made after acquisition .....	1,330,581	1,841,239
3. Current year change in encumbrances .....	0	0
4. Total gain (loss) on disposals .....	0	0
5. Deduct amounts received on disposals .....	0	0
6. Total foreign exchange change in book/adjusted carrying value .....	0	0
7. Deduct current year's other than temporary impairment recognized .....	0	0
8. Deduct current year's depreciation .....	705,342	1,052,104
9. Book/adjusted carrying value at the end of current period (Lines 1+2+3+4-5+6-7-8) .....	24,217,760	23,592,521
10. Deduct total nonadmitted amounts .....	0	0
11. Statement value at end of current period (Line 9 minus Line 10) .....	24,217,760	23,592,521

**SCHEDULE B - VERIFICATION**

Mortgage Loans

	1 Year to Date	2 Prior Year Ended December 31
1. Book value/recorded investment excluding accrued interest, December 31 of prior year .....	1,197,158,480	1,118,912,275
2. Cost of acquired:		
2.1 Actual cost at time of acquisition .....	156,690,831	186,025,000
2.2 Additional investment made after acquisition .....	0	0
3. Capitalized deferred interest and other .....	0	0
4. Accrual of discount .....	0	0
5. Unrealized valuation increase/(decrease) .....	0	0
6. Total gain (loss) on disposals .....	0	0
7. Deduct amounts received on disposals .....	51,446,507	107,778,795
8. Deduct amortization of premium and mortgage interest points and commitment fees .....	537,927	0
9. Total foreign exchange change in book value/recorded investment excluding accrued interest .....	0	0
10. Deduct current year's other than temporary impairment recognized .....	0	0
11. Book value/recorded investment excluding accrued interest at end of current period (Lines 1+2+3+4+5+6-7-8+9-10) .....	1,301,864,877	1,197,158,480
12. Total valuation allowance .....	0	0
13. Subtotal (Line 11 plus Line 12) .....	1,301,864,877	1,197,158,480
14. Deduct total nonadmitted amounts .....	0	0
15. Statement value at end of current period (Line 13 minus Line 14) .....	1,301,864,877	1,197,158,480

**SCHEDULE BA - VERIFICATION**

Other Long-Term Invested Assets

	1 Year to Date	2 Prior Year Ended December 31
1. Book/adjusted carrying value, December 31 of prior year .....	326,740,207	306,314,367
2. Cost of acquired:		
2.1 Actual cost at time of acquisition .....	22,365,444	29,933,626
2.2 Additional investment made after acquisition .....	27,605,398	27,142,626
3. Capitalized deferred interest and other .....	0	0
4. Accrual of discount .....	91,583	1,393
5. Unrealized valuation increase/(decrease) .....	13,977,230	(33,652,594)
6. Total gain (loss) on disposals .....	0	(6,000)
7. Deduct amounts received on disposals .....	106,362,752	2,806,437
8. Deduct amortization of premium and depreciation .....	179,665	186,774
9. Total foreign exchange change in book/adjusted carrying value .....	0	0
10. Deduct current year's other than temporary impairment recognized .....	0	0
11. Book/adjusted carrying value at end of current period (Lines 1+2+3+4+5+6-7-8+9-10) .....	284,237,445	326,740,207
12. Deduct total nonadmitted amounts .....	0	0
13. Statement value at end of current period (Line 11 minus Line 12) .....	284,237,445	326,740,207

**SCHEDULE D - VERIFICATION**

Bonds and Stocks

	1 Year to Date	2 Prior Year Ended December 31
1. Book/adjusted carrying value of bonds and stocks, December 31 of prior year .....	6,810,765,317	6,722,866,453
2. Cost of bonds and stocks acquired .....	2,089,177,447	732,517,686
3. Accrual of discount .....	2,126,545	2,726,374
4. Unrealized valuation increase/(decrease) .....	(5,330,656)	22,559,675
5. Total gain (loss) on disposals .....	(9,220,546)	(14,343,258)
6. Deduct consideration for bonds and stocks disposed of .....	670,791,288	648,905,622
7. Deduct amortization of premium .....	2,572,802	5,012,536
8. Total foreign exchange change in book/adjusted carrying value .....	(257,577)	282,100
9. Deduct current year's other than temporary impairment recognized .....	0	219,120
10. Total investment income recognized as a result of prepayment penalties and/or acceleration fees .....	(927,365)	(1,706,435)
11. Book/adjusted carrying value at end of current period (Lines 1+2+3+4+5-6-7+8-9+10) .....	8,212,969,075	6,810,765,317
12. Deduct total nonadmitted amounts .....	24,920,309	23,168,465
13. Statement value at end of current period (Line 11 minus Line 12) .....	8,188,048,766	6,787,596,852

STATEMENT AS OF JUNE 30, 2024 OF THE AUGUSTAR LIFE INSURANCE COMPANY

**SCHEDULE D - PART 1B**

Showing the Acquisitions, Dispositions and Non-Trading Activity  
During the Current Quarter for all Bonds and Preferred Stock by NAIC Designation

NAIC Designation	1 Book/Adjusted Carrying Value Beginning of Current Quarter	2 Acquisitions During Current Quarter	3 Dispositions During Current Quarter	4 Non-Trading Activity During Current Quarter	5 Book/Adjusted Carrying Value End of First Quarter	6 Book/Adjusted Carrying Value End of Second Quarter	7 Book/Adjusted Carrying Value End of Third Quarter	8 Book/Adjusted Carrying Value December 31 Prior Year
<b>BONDS</b>								
1. NAIC 1 (a) .....	4,434,319,423	1,244,780,637	364,246,620	(25,017,157)	4,434,319,423	5,289,836,283	0	3,756,347,548
2. NAIC 2 (a) .....	2,171,107,882	29,671,118	52,328,433	25,812,899	2,171,107,882	2,174,263,466	0	2,196,910,664
3. NAIC 3 (a) .....	112,328,759	0	475,226	(5,177,159)	112,328,759	106,676,374	0	115,685,676
4. NAIC 4 (a) .....	8,115,299	0	379,629	1,388,628	8,115,299	9,124,298	0	8,835,656
5. NAIC 5 (a) .....	3,760,003	0	0	2,773,401	3,760,003	6,533,404	0	3,761,001
6. NAIC 6 (a) .....	651,428	0	46,213	(23,086)	651,428	582,129	0	644,588
7. Total Bonds	6,730,282,794	1,274,451,755	417,476,121	(242,474)	6,730,282,794	7,587,015,954	0	6,082,185,133
<b>PREFERRED STOCK</b>								
8. NAIC 1 .....	10,000,000	0	0	0	10,000,000	10,000,000	0	10,000,000
9. NAIC 2 .....	6,637,640	0	0	(30,110)	6,637,640	6,607,530	0	6,550,900
10. NAIC 3 .....	0	0	0	0	0	0	0	0
11. NAIC 4 .....	0	0	0	0	0	0	0	0
12. NAIC 5 .....	0	0	0	0	0	0	0	0
13. NAIC 6 .....	0	0	0	0	0	0	0	0
14. Total Preferred Stock	16,637,640	0	0	(30,110)	16,637,640	16,607,530	0	16,550,900
15. Total Bonds and Preferred Stock	6,746,920,434	1,274,451,755	417,476,121	(272,584)	6,746,920,434	7,603,623,484	0	6,098,736,033

(a) Book/Adjusted Carrying Value column for the end of the current reporting period includes the following amount of short-term and cash equivalent bonds by NAIC designation:

NAIC 1 \$ .....0 ; NAIC 2 \$ .....0 ; NAIC 3 \$ .....0 NAIC 4 \$ .....0 ; NAIC 5 \$ .....0 ; NAIC 6 \$ .....0

S102

**SCHEDULE DA - PART 1**

Short-Term Investments

	1	2	3	4	5
	Book/Adjusted Carrying Value	Premium	Actual Cost	Interest Collected Year-to-Date	Paid for Accrued Interest Year-to-Date
770999999 Totals		XX			

**NONE**

**SCHEDULE DA - VERIFICATION**

Short-Term Investments

	1	2
	Year To Date	Prior Year Ended December 31
1. Book/adjusted carrying value, December 31 of prior year .....		
2. Cost of short-term investments acquired .....		
3. Accrual of discount .....		
4. Unrealized valuation increase/(decrease) .....		
5. Total gain (loss) on disposals .....		
6. Deduct consideration received on disposals .....		
7. Deduct amortization of premium .....		
8. Total foreign exchange change in book/adjusted carrying value .....		
9. Deduct current year's other than temporary impairment recognized .....		
10. Book/adjusted carrying value at end of current period (Lines 1+2+3+4+5-6-7+8-9) .....		
11. Deduct total nonadmitted amounts .....		
12. Statement value at end of current period (Line 10 minus Line 11)		

**NONE**

STATEMENT AS OF JUNE 30, 2024 OF THE AUGUSTAR LIFE INSURANCE COMPANY

**SCHEDULE DB - PART A - VERIFICATION**

Options, Caps, Floors, Collars, Swaps and Forwards

1. Book/Adjusted Carrying Value, December 31, prior year (Line 10, prior year)	60,885,663
2. Cost Paid/(Consideration Received) on additions	90,141,439
3. Unrealized Valuation increase/(decrease)	18,170,772
4. SSAP No. 108 adjustments	0
5. Total gain (loss) on termination recognized	(11,830,957)
6. Considerations received/(paid) on terminations	30,883,267
7. Amortization	0
8. Adjustment to the Book/Adjusted Carrying Value of hedged item	0
9. Total foreign exchange change in Book/Adjusted Carrying Value	257,577
10. Book/Adjusted Carrying Value at End of Current Period (Lines 1+2+3+4+5-6+7+8+9)	126,741,227
11. Deduct nonadmitted assets	0
12. Statement value at end of current period (Line 10 minus Line 11)	126,741,227

**SCHEDULE DB - PART B - VERIFICATION**

Futures Contracts

1. Book/Adjusted carrying value, December 31 of prior year (Line 6, prior year)	(17,280,300)
2. Cumulative cash change (Section 1, Broker Name/Net Cash Deposits Footnote - Cumulative Cash Change column)	19,048,138
3.1 Add:	
Change in variation margin on open contracts - Highly Effective Hedges	
3.11 Section 1, Column 15, current year to date minus	0
3.12 Section 1, Column 15, prior year	0
Change in variation margin on open contracts - All Other	
3.13 Section 1, Column 18, current year to date minus	0
3.14 Section 1, Column 18, prior year	(17,280,300) 17,280,300 17,280,300
3.2 Add:	
Change in adjustment to basis of hedged item	
3.21 Section 1, Column 17, current year to date minus	0
3.22 Section 1, Column 17, prior year	0
Change in amount recognized	
3.23 Section 1, Column 19, current year to date minus	0
3.24 Section 1, Column 19, prior year plus	(17,280,300)
3.25 SSAP No. 108 adjustments	0 17,280,300 17,280,300
3.3 Subtotal (Line 3.1 minus Line 3.2)	0
4.1 Cumulative variation margin on terminated contracts during the year	0
4.2 Less:	
4.21 Amount used to adjust basis of hedged item	0
4.22 Amount recognized	0
4.23 SSAP No. 108 adjustments	0
4.3 Subtotal (Line 4.1 minus Line 4.2)	0
5. Dispositions gains (losses) on contracts terminated in prior year:	
5.1 Total gain (loss) recognized for terminations in prior year	0
5.2 Total gain (loss) adjusted into the hedged item(s) for terminations in prior year	0
6. Book/Adjusted carrying value at end of current period (Lines 1+2+3.3-4.3-5.1-5.2)	1,767,838
7. Deduct total nonadmitted amounts	0
8. Statement value at end of current period (Line 6 minus Line 7)	1,767,838

Schedule DB - Part C - Section 1 - Replication (Synthetic Asset) Transactions (RSATs) Open

**N O N E**

Schedule DB-Part C-Section 2-Reconciliation of Replication (Synthetic Asset) Transactions Open

**N O N E**

STATEMENT AS OF JUNE 30, 2024 OF THE AUGUSTAR LIFE INSURANCE COMPANY

**SCHEDULE DB - VERIFICATION**

Verification of Book/Adjusted Carrying Value, Fair Value and Potential Exposure of all Open Derivative Contracts

		Book/Adjusted Carrying Value Check
1.	Part A, Section 1, Column 14.....	126,741,228
2.	Part B, Section 1, Column 15 plus Part B, Section 1 Footnote - Total Ending Cash Balance.....	1,767,838
3.	Total (Line 1 plus Line 2) .....	128,509,066
4.	Part D, Section 1, Column 6 .....	128,509,066
5.	Part D, Section 1, Column 7 .....	0
6.	Total (Line 3 minus Line 4 minus Line 5) .....	0
		Fair Value Check
7.	Part A, Section 1, Column 16 .....	126,741,228
8.	Part B, Section 1, Column 13 .....	1,767,838
9.	Total (Line 7 plus Line 8) .....	128,509,066
10.	Part D, Section 1, Column 9 .....	128,509,066
11.	Part D, Section 1, Column 10 .....	0
12.	Total (Line 9 minus Line 10 minus Line 11) .....	0
		Potential Exposure Check
13.	Part A, Section 1, Column 21 .....	27,365
14.	Part B, Section 1, Column 20 .....	21,916,300
15.	Part D, Section 1, Column 12 .....	21,943,665
16.	Total (Line 13 plus Line 14 minus Line 15) .....	0

STATEMENT AS OF JUNE 30, 2024 OF THE AUGUSTAR LIFE INSURANCE COMPANY

**SCHEDULE E - PART 2 - VERIFICATION**

(Cash Equivalents)

	1	2
	Year To Date	Prior Year Ended December 31
1. Book/adjusted carrying value, December 31 of prior year .....	109,458,526	102,019,483
2. Cost of cash equivalents acquired .....	680,855,536	577,431,993
3. Accrual of discount .....	0	0
4. Unrealized valuation increase/(decrease) .....	0	0
5. Total gain (loss) on disposals .....	0	0
6. Deduct consideration received on disposals .....	524,484,858	569,992,950
7. Deduct amortization of premium .....	0	0
8. Total foreign exchange change in book/adjusted carrying value .....	0	0
9. Deduct current year's other than temporary impairment recognized .....	0	0
10. Book/adjusted carrying value at end of current period (Lines 1+2+3+4+5-6-7+8-9) .....	265,829,204	109,458,526
11. Deduct total nonadmitted amounts .....	0	0
12. Statement value at end of current period (Line 10 minus Line 11)	265,829,204	109,458,526



STATEMENT AS OF JUNE 30, 2024 OF THE AUGUSTAR LIFE INSURANCE COMPANY

**SCHEDULE A - PART 2**

Showing All Real Estate ACQUIRED AND ADDITIONS MADE During the Current Quarter

1 Description of Property	Location		4 Date Acquired	5 Name of Vendor	6 Actual Cost at Time of Acquisition	7 Amount of Encumbrances	8 Book/Adjusted Carrying Value Less Encumbrances	9 Additional Investment Made After Acquisition
	2 City	3 State						
1357 Home Office .....	Blue Ash .....	OH.....	12/19/2013 .....	PFEIFFER PLACE .....	0	0	0	1,074,931
0199999. Acquired by Purchase					0	0	0	1,074,931
.....								
.....								
.....								
.....								
.....								
.....								
.....								
.....								
0399999 - Totals					0	0	0	1,074,931

**SCHEDULE A - PART 3**

Showing All Real Estate DISPOSED During the Quarter, Including Payments During the Final Year on "Sales Under Contract"

1 Description of Property	Location		4 Disposal Date	5 Name of Purchaser	6 Actual Cost	7 Expended for Additions, Permanent Improvements and Changes in Encumbrances	8 Book/Adjusted Carrying Value Less Encumbrances Prior Year	Change in Book/Adjusted Carrying Value Less Encumbrances					14 Book/Adjusted Carrying Value Less Encumbrances on Disposal	15 Amounts Received During Year	16 Foreign Exchange Gain (Loss) on Disposal	17 Realized Gain (Loss) on Disposal	18 Total Gain (Loss) on Disposal	19 Gross Income Earned Less Interest Incurred on Encumbrances	20 Taxes, Repairs and Expenses Incurred
	2 City	3 State						9 Current Year's Depreciation	10 Current Year's Other-Than-Temporary Impairment Recognized	11 Current Year's Change in Encumbrances	12 Total Change in Book/Adjusted Carrying Value (11-9-10)	13 Total Foreign Exchange Change in Book/Adjusted Carrying Value							
<b>NONE</b>																			
.....																			
.....																			
.....																			
.....																			
.....																			
.....																			
.....																			
.....																			
.....																			
.....																			
.....																			
0399999 - Totals																			

E01

STATEMENT AS OF JUNE 30, 2024 OF THE AUGUSTAR LIFE INSURANCE COMPANY

**SCHEDULE B - PART 2**

Showing All Mortgage Loans ACQUIRED AND ADDITIONS MADE During the Current Quarter

1 Loan Number	2 Location		4 Loan Type	5 Date Acquired	6 Rate of Interest	7 Actual Cost at Time of Acquisition	8 Additional Investment Made After Acquisition	9 Value of Land and Buildings
	City	3 State						
RES00000067	CHESAPEAKE	VA		04/02/2024	7.500	1,087,402	14,952	1,420,000
RES00000069	UPPER DARBY	PA		04/02/2024	7.999	168,000	1,680	240,000
RES00000071	FERNANDINA BEACH	FL		04/02/2024	8.125	499,673	22,485	1,150,000
RES00000074	GALVESTON	TX		03/28/2024	6.625	214,000	6,420	358,000
RES00000075	WILDWOOD CREST	NJ		03/28/2024	7.250	225,000	4,500	300,000
RES00000076	LOS ANGELES	CA		03/27/2024	7.999	430,000	10,170	1,030,000
RES00000086	VASS	NC		03/28/2024	7.250	189,105	3,546	271,000
RES00000087	TOLLESON	AZ		03/25/2024	8.375	357,000	13,388	510,000
RES00000088	PALM COAST	FL		03/29/2024	8.125	273,000	(956)	365,000
RES00000089	MESA	AZ		03/25/2024	7.750	327,000	7,358	545,000
RES00000090	DAYTON	NV		03/29/2024	8.375	471,200	21,204	593,000
RES00000091	BOCA RATON	FL		03/28/2024	7.625	321,750	6,178	440,000
RES00000092	GAINESVILLE	FL		03/26/2024	8.125	125,000	5,188	195,000
RES00000093	SARASOTA	FL		03/26/2024	8.625	987,305	17,525	1,385,000
RES00000094	LARGO	FL		03/29/2024	9.999	174,000	1,349	235,000
RES00000095	NEWARK	OH		03/27/2024	8.500	163,200	3,590	205,000
RES00000096	LAKWOOD	WA		03/22/2024	7.250	516,000	8,710	645,000
RES00000097	WILMINGTON	OH		03/19/2024	8.375	320,500	13,124	445,000
RES00000098	OCEAN CITY	MD		03/28/2024	7.999	210,000	4,463	280,000
RES00000099	CHESTER	PA		03/22/2024	9.250	131,250	3,111	175,000
RES00000100	GREENWOOD	SC		03/25/2024	7.625	124,000	(2,015)	160,000
RES00000101	ORANGE PARK	FL		03/25/2024	6.500	187,500	(3,632)	250,000
RES00000102	SAN CLEMENTE	CA		03/25/2024	7.250	1,624,000	36,540	2,030,000
RES00000103	TRACY	CA		03/25/2024	6.999	912,000	18,240	1,520,000
RES00000104	SARASOTE	FL		03/29/2024	8.625	160,000	4,840	300,000
RES00000105	LEHIGH ACRES	FL		03/29/2024	7.750	311,920	9,358	390,000
RES00000106	OCALA	FL		03/22/2024	8.125	178,500	6,248	255,000
RES00000107	UKIAH	CA		03/27/2024	7.375	275,000	7,563	630,000
RES00000108	HURRICANE	UT		03/28/2024	8.375	1,400,000	56,000	1,825,000
RES00000109	RICHMOND	TX		03/28/2024	7.375	246,000	8,303	455,000
RES00000110	HEREFORD	AZ		03/27/2024	8.250	400,000	18,000	870,000
RES00000111	WASHINGTON	DC		03/29/2024	7.125	1,085,000	16,275	1,555,000
RES00000112	CANTON	GA		03/29/2024	7.875	533,200	13,997	668,000
RES00000113	KATY	TX		04/03/2024	7.250	420,000	(8,400)	650,000
RES00000114	JACKSONVILLE BEACH	FL		04/30/2024	8.375	626,639	0	860,000
RES00000115	OCALA	FL		04/01/2024	6.875	239,192	(2,165)	300,000
RES00000116	WESTFIELD	NJ		03/28/2024	8.250	660,000	29,700	1,100,000
RES00000117	ATLANTA	GA		03/28/2024	10.999	504,750	11,357	673,000
RES00000118	MESA	AZ		04/02/2024	8.375	479,920	17,997	600,000
RES00000119	SOUTH FORK	CO		04/04/2024	8.875	472,500	2,363	525,000
RES00000120	CROSBY	TX		04/05/2024	7.999	344,800	1,517	435,000
RES00000121	FRANKLIN	GA		04/01/2024	8.875	349,600	15,732	437,000
RES00000122	BULLOCK	NC		03/28/2024	8.125	287,500	3,953	359,500
RES00000128	RICHMOND	TX		04/09/2024	10.999	452,000	8,475	566,000
RES00000129	SAN ANTONIO	FL		04/08/2024	7.875	226,440	956	284,000
RES00000130	STRATFORD	NJ		04/12/2024	9.375	263,500	10,869	324,000
RES00000131	BEND	OR		04/08/2024	7.500	268,500	4,967	570,000
RES00000132	AMARILLO	TX		04/05/2024	7.250	150,000	4,219	515,000
RES00000133	SOCIAL CIRCLE	GA		04/08/2024	8.500	562,000	7,025	664,000
RES00000134	EVANSVILLE	IN		04/08/2024	7.999	127,500	2,709	170,000
RES00000135	CAPE CORAL	FL		04/11/2024	7.875	440,000	11,704	800,000
RES00000136	DENVER	CO		04/11/2024	9.125	499,920	6,874	640,000
RES00000137	SAINT CLAIR SHORES	MI		04/03/2024	7.999	161,250	4,991	215,000
RES00000138	WEST WARWICK	RI		05/09/2024	9.125	116,640	0	148,000
RES00000139	LEWES	DE		03/15/2024	8.250	303,750	7,214	405,000

E02

STATEMENT AS OF JUNE 30, 2024 OF THE AUGUSTAR LIFE INSURANCE COMPANY

**SCHEDULE B - PART 2**

Showing All Mortgage Loans ACQUIRED AND ADDITIONS MADE During the Current Quarter

1 Loan Number	2 Location		4 Loan Type	5 Date Acquired	6 Rate of Interest	7 Actual Cost at Time of Acquisition	8 Additional Investment Made After Acquisition	9 Value of Land and Buildings
	City	3 State						
RES00000140	FORT PIERCE	FL		03/22/2024	8.375	490,000	20,585	810,000
RES00000141	MEMPHIS	TN		04/08/2024	7.375	150,000	3,000	200,000
RES00000144	DUNEDIN	FL		04/18/2024	7.875	1,470,000	26,019	2,000,000
RES00000145	ORMOND BEACH	FL		04/19/2024	8.250	240,000	7,896	400,000
RES00000146	LAS VEGAS	NV		04/16/2024	7.625	835,500	13,577	1,225,000
RES00000147	LEXINGTON	SC		04/18/2024	8.999	224,000	9,576	310,000
RES00000148	AUSTIN	TX		04/19/2024	8.875	210,000	8,075	285,000
RES00000149	PFLUGERVILLE	TX		04/19/2024	9.500	353,345	14,063	429,000
RES00000150	DALLAS	OR		04/18/2024	8.875	597,550	18,673	703,000
RES00000151	PAWLEYS ISLAND	SC		04/18/2024	8.625	256,500	8,978	345,000
RES00000152	RANCHO SANTA MARGARI	CA		04/18/2024	7.250	1,200,710	16,510	1,500,888
RES00000153	LITTLETON	CO		04/09/2024	7.875	479,664	10,720	600,000
RES00000154	ROMEVILLE	IL		04/11/2024	8.125	138,750	2,775	185,000
RES00000155	WAXHAW	NC		04/04/2024	8.875	436,000	17,440	545,000
RES00000156	ASHTON	MD		04/16/2024	7.875	1,028,000	24,415	1,285,000
RES00000157	LEHIGH ACRES	FL		04/29/2024	8.750	228,000	9,929	347,000
RES00000158	KISSIMMEE	FL		04/26/2024	8.375	220,500	2,756	294,000
RES00000159	MUSKEGON	MI		04/26/2024	7.875	136,500	2,218	182,000
RES00000160	CLEARLAKE	CA		04/24/2024	7.625	339,375	1,164	452,500
RES00000161	PARKLAND	FL		04/24/2024	7.625	1,200,000	5,520	1,600,000
RES00000162	LAS VEGAS	NV		04/25/2024	8.125	286,213	5,767	358,000
RES00000163	LAS VEGAS	NV		04/23/2024	8.999	199,500	4,618	295,000
RES00000164	PAHOA	HI		04/19/2024	8.875	146,250	4,388	195,000
RES00000165	CHESTER	PA		04/25/2024	8.500	140,000	2,800	200,000
RES00000166	LAS VEGAS	NV		04/22/2024	7.625	300,800	6,768	376,000
RES00000167	NORWALK	CT		04/22/2024	8.875	339,200	7,378	540,000
RES00000168	BALTIMORE	MD		04/26/2024	8.500	131,250	3,091	180,000
RES00000169	DALLAS	NC		04/22/2024	7.750	180,000	4,275	240,000
RES00000170	ALVARADO	TX		04/29/2024	8.875	519,456	14,934	615,000
RES00000171	NORTH MYRTLE BEACH	SC		04/25/2024	8.125	168,750	3,797	227,000
RES00000172	HARLINGEN	TX		04/25/2024	7.875	125,000	5,625	255,000
RES00000173	BATESBURG	SC		04/15/2024	8.875	986,000	33,524	1,315,000
RES00000179	MONUMENT	CO		05/01/2024	7.875	487,664	18,287	845,000
RES00000180	MOUNT PLEASANT	SC		04/30/2024	8.999	334,217	6,684	418,000
RES00000181	WALLIS	TX		04/30/2024	7.999	152,500	5,521	235,000
RES00000182	PAWLEYS ISLAND	SC		04/30/2024	7.750	320,000	8,640	451,000
RES00000183	KILLEEN	TX		04/29/2024	7.500	157,500	1,118	217,000
RES00000184	TIKI ISLAND	TX		04/29/2024	8.125	416,000	7,904	535,000
RES00000185	PERRY	GA		05/02/2024	8.750	172,000	3,483	218,000
RES00000186	DELRAY BEACH	FL		04/30/2024	7.999	180,000	6,295	405,000
RES00000187	BENTONVILLE	AR		05/01/2024	8.250	336,000	8,400	480,000
RES00000188	KISSIMMEE	FL		04/29/2024	7.250	183,400	688	262,000
RES00000192	BARTOW	FL		05/10/2024	7.500	150,000	1,478	413,000
RES00000193	COTO DE CAZA	CA		05/02/2024	8.125	2,000,000	73,700	4,800,000
RES00000194	ACWORTH	GA		05/10/2024	7.999	330,000	7,013	445,000
RES00000195	KILLEEN	TX		05/06/2024	8.500	131,250	1,969	175,000
RES00000196	MOKENA	IL		05/10/2024	8.500	780,000	27,495	975,000
RES00000197	SUMMERSVILLE	SC		05/09/2024	8.250	100,000	2,230	178,000
RES00000198	REDWOOD CITY	CA		05/09/2024	7.375	1,218,750	26,660	1,875,000
RES00000203	HOUSTON	TX		05/23/2024	8.375	247,000	5,558	380,000
RES00000204	LA MESA	CA		05/20/2024	8.375	1,490,000	0	2,400,000
RES00000205	DIAMOND SPRINGS	CA		05/15/2024	7.250	243,000	4,860	525,000
RES00000206	KING GEORGE	VA		05/22/2024	7.250	825,000	14,850	1,100,700
RES00000207	SAVANNAH	GA		05/22/2024	9.750	245,000	11,900	380,000
RES00000208	YUCAIPA	CA		05/16/2024	8.250	295,000	5,531	530,000

E02.1

STATEMENT AS OF JUNE 30, 2024 OF THE AUGUSTAR LIFE INSURANCE COMPANY

**SCHEDULE B - PART 2**

Showing All Mortgage Loans ACQUIRED AND ADDITIONS MADE During the Current Quarter

1 Loan Number	2 Location		4 Loan Type	5 Date Acquired	6 Rate of Interest	7 Actual Cost at Time of Acquisition	8 Additional Investment Made After Acquisition	9 Value of Land and Buildings
	City	3 State						
RES00000209	VANCOUVER	WA		05/17/2024	7.625	145,000	3,270	544,000
RES00000210	OKEECHOBEE	FL		05/23/2024	8.500	311,500	7,946	445,000
RES00000211	SARASOTA	FL		05/23/2024	7.375	262,500	(8,275)	375,000
RES00000212	LAKE HAVASU CITY	AZ		05/22/2024	7.999	1,152,000	39,168	1,920,000
RES00000213	LAS VEGAS	NV		05/21/2024	7.375	100,000	.375	145,000
RES00000214	SCRANTON	PA		05/21/2024	8.125	126,000	.945	168,000
RES00000215	CARNEYS POINT	NJ		05/24/2024	8.375	160,125	3,203	213,500
RES00000216	MIRAMAR	FL		05/28/2024	8.999	344,000	4,727	430,000
RES00000217	FORTUNA	CA		05/24/2024	8.250	386,750	2,901	455,000
RES00000218	GERMANTOWN	TN		05/14/2024	8.375	1,272,500	27,359	1,875,000
RES00000219	PRESCOTT VALLEY	AZ		05/17/2024	6.999	561,250	4,911	875,000
RES00000220	MIAMI	FL		05/13/2024	7.500	345,000	4,813	460,000
RES00000221	AVENTURA	FL		05/13/2024	10.500	462,000	15,593	660,000
RES00000222	WATERBURY	CT		05/15/2024	8.125	210,000	6,825	300,000
RES00000223	REDDING	CA		05/17/2024	8.999	187,600	7,457	268,000
RES00000224	WACO	TX		05/15/2024	8.625	133,500	3,077	188,000
RES00000225	KATY	TX		05/15/2024	7.875	168,000	2,730	240,000
RES00000226	NORTH PORT	FL		05/13/2024	9.125	213,750	7,481	285,000
RES00000228	GRANTS	NM		05/17/2024	10.375	216,000	4,320	270,000
RES00000229	HUNGTINGTON BEACH	CA		05/10/2024	8.625	1,446,175	25,308	1,750,000
RES00000230	PHOENIX	AZ		05/14/2024	8.250	195,000	8,551	390,000
RES00000231	MINT HILL	NC		05/15/2024	8.875	425,000	10,583	517,000
RES00000232	CHATSWORTH	CA		05/30/2024	7.999	1,327,077	19,906	1,730,000
RES00000233	FORT LAUDERDALE	FL		05/31/2024	8.625	1,020,000	23,766	1,500,000
RES00000234	DAVIE	FL		05/31/2024	8.375	100,000	4,500	230,000
RES00000235	FAIRFIELD	CA		05/30/2024	8.250	324,000	7,695	545,000
RES00000236	ALLISON PARK	PA		05/29/2024	7.875	421,360	11,587	560,000
RES00000237	NEWAYGO	MI		05/29/2024	7.500	236,300	1,920	280,000
RES00000238	JACKSONVILLE	FL		05/31/2024	6.750	187,500	(5,544)	250,000
RES00000239	CRYSTAL BEACH	TX		05/31/2024	7.250	636,750	5,174	849,000
RES00000240	REDMOND	OR		05/30/2024	6.999	404,000	.505	505,000
RES00000241	MIAMI LAKES	FL		05/31/2024	8.500	1,080,000	48,600	1,350,000
RES00000242	SPRINGTOWN	TX		05/29/2024	8.999	236,000	8,850	316,000
RES00000243	MORONGO VALLEY	CA		05/30/2024	7.375	150,000	3,563	275,000
RES00000244	LAKESIDE	CA		05/29/2024	7.999	840,000	15,750	1,050,000
RES00000245	GRAYSON	GA		05/30/2024	6.625	555,000	3,469	740,000
RES00000246	NAPERVILLE	IL		06/06/2024	8.375	495,000	22,275	725,000
RES00000247	NORTH CHESTERFIELD	VA		06/04/2024	9.250	135,000	3,038	305,000
RES00000249	SUNRISE	FL		06/05/2024	8.875	384,000	7,891	480,000
RES00000250	MARCUS HOOK	PA		06/05/2024	8.500	123,750	2,475	165,000
RES00000251	PORT CHARLOTTE	FL		05/31/2024	7.750	176,250	4,406	235,000
RES00000252	MAHOMET	IL		06/06/2024	7.875	220,800	9,108	375,000
RES00000253	SAVANNAH	GA		06/06/2024	8.250	231,966	7,249	310,000
RES00000257	MIDLAND	TX		06/03/2024	7.750	212,100	2,076	415,000
RES00000258	LIBERTY HILL	TX		06/07/2024	7.125	400,000	9,000	1,105,000
RES00000262	HOUSTON	TX		06/10/2024	8.500	317,700	.794	353,000
RES00000264	PARKER	CO		06/10/2024	7.999	750,000	33,750	1,552,000
RES00000267	VIRGINIA BEACH	VA		06/10/2024	6.875	138,000	2,588	240,000
RES00000269	BROOKSVILLE	FL		06/11/2024	7.625	276,000	7,245	345,000
RES03000014	LITCHFIELD PARK	AZ		02/27/2024	7.875	404,000	5,050	0
RES04000031	LITTLE ROCK	AR		03/16/2024	8.750	412,000	17,510	535,000
RES05000012	OCEANO	CA		02/29/2024	7.750	175,000	3,719	0
RES05000032	BURBANK	CA		03/16/2024	8.125	648,000	11,340	815,000
RES05000037	PERRIS	CA		03/16/2024	7.999	334,750	6,779	515,000
RES05000060	LYNWOOD	CA		03/26/2024	7.500	289,000	9,754	600,000

E02.2

STATEMENT AS OF JUNE 30, 2024 OF THE AUGUSTAR LIFE INSURANCE COMPANY

**SCHEDULE B - PART 2**

Showing All Mortgage Loans ACQUIRED AND ADDITIONS MADE During the Current Quarter

1 Loan Number	2 Location		4 Loan Type	5 Date Acquired	6 Rate of Interest	7 Actual Cost at Time of Acquisition	8 Additional Investment Made After Acquisition	9 Value of Land and Buildings
	City	3 State						
RES08000040	DOVER	DE		03/16/2024	8.500	111,200	(139)	140,000
RES10000003	PONCE INLET	FL		02/28/2024	7.250	909,290	21,596	0
RES10000004	ORLANDO	FL		02/29/2024	7.999	273,000	1,024	0
RES10000005	HOMESTEAD	FL		02/26/2024	7.625	338,790	7,199	0
RES10000006	DORAL	FL		02/29/2024	6.500	190,000	1,306	0
RES10000007	MIAMI	FL		03/01/2024	8.625	258,117	9,357	0
RES10000030	VENICE	FL		03/16/2024	7.750	248,248	(1,552)	333,000
RES10000034	PORT SAINT LUCIE	FL		03/16/2024	6.875	374,000	(5,808)	495,000
RES10000038	TAMPA	FL		03/16/2024	7.375	191,250	956	255,000
RES10000039	SEFFNER	FL		03/16/2024	7.999	332,500	8,728	480,000
RES10000044	PALM BEACH GARDENS	FL		03/16/2024	7.500	672,207	11,764	1,234,000
RES10000054	EDGEWATER	FL		03/26/2024	8.125	272,000	6,800	347,000
RES10000057	LAKELAND	FL		03/26/2024	8.500	314,000	5,103	393,000
RES10000061	FORT LAUDERDALE	FL		03/26/2024	7.875	444,500	12,779	640,000
RES10000062	MIAMI	FL		03/26/2024	7.999	119,000	2,083	170,000
RES10000065	LAKEWOOD RANCH	FL		04/11/2024	7.750	1,312,058	0	2,200,000
RES10000066	LYNN HAVEN	FL		04/11/2024	8.750	274,285	0	345,000
RES10000068	PONTE VEDRA	FL		04/11/2024	7.875	312,375	0	1,124,600
RES11000002	POOLER	GA		02/26/2024	6.625	190,000	3,088	0
RES11000036	BROOKHAVEN	GA		03/16/2024	7.375	1,001,250	26,283	1,335,000
RES11000041	GOOD HOPE	GA		03/16/2024	7.375	270,000	8,775	600,000
RES11000042	ATLANTA	GA		03/16/2024	8.375	391,200	10,269	490,000
RES11000055	ATLANTA	GA		03/26/2024	7.875	440,000	7,889	550,000
RES16000033	LAKE PARK	IA		03/16/2024	8.500	150,000	6,750	200,000
RES19000043	METAIRIE	LA		03/16/2024	7.625	129,500	3,561	210,000
RES21000059	PERRY HALL	MD		03/26/2024	6.999	287,000	6,638	720,000
RES38000013	JACKSONVILLE	OR		02/23/2024	8.750	250,000	11,250	0
RES41000072	LANDRUM	SC		04/11/2024	7.999	751,359	0	975,000
RES43000056	HARROGATE	TN		03/26/2024	8.250	140,000	1,960	184,000
RES44000008	MCKINNEY	TX		02/28/2024	6.500	203,445	2,034	0
RES44000010	CYPRESS	TX		02/28/2024	7.999	934,922	18,222	0
RES44000011	ROCKPORT	TX		02/29/2024	7.500	100,000	4,250	0
RES44000035	HOUSTON	TX		03/16/2024	6.999	161,250	2,620	225,000
RES44000049	EULESS	TX		03/26/2024	7.500	201,400	6,344	360,000
RES44000050	ODESSA	TX		03/26/2024	8.875	235,552	4,122	294,500
RES44000051	SUGAR LAND	TX		03/26/2024	6.625	200,000	1,420	258,000
RES44000052	SAN ANTONIO	TX		03/26/2024	7.750	397,800	15,256	663,000
RES44000053	MERCEDES	TX		03/26/2024	7.125	175,000	5,131	365,000
RES44000070	ROCKPORT	TX		04/11/2024	8.500	150,291	0	207,000
RES47000001	ASHBURN	VA		02/26/2024	8.999	700,000	31,500	0
RES47000058	VIRGINIA BEACH	VA		03/26/2024	8.375	152,000	3,610	210,000
<b>0399999. Mortgages in good standing - Residential mortgages-all other</b>						<b>84,158,742</b>	<b>1,832,089</b>	<b>117,699,188</b>
1526402	FISHERS	IN		04/04/2024	6.250	4,100,000	0	0
1526404	CHICAGO	IL		05/15/2024	6.000	2,200,000	0	3,700,000
3926406	PHILADELPHIA	PA		05/20/2024	6.450	7,500,000	0	0
3926407	PHILADELPHIA	PA		05/23/2024	6.235	3,250,000	0	0
4426405	PFLUGERVILLE	TX		05/16/2024	6.375	9,750,000	0	0
4426409	ALICE	TX		06/14/2024	6.615	5,000,000	0	0
<b>0599999. Mortgages in good standing - Commercial mortgages-all other</b>						<b>31,800,000</b>	<b>0</b>	<b>3,700,000</b>
<b>0899999. Total Mortgages in good standing</b>						<b>115,958,742</b>	<b>1,832,089</b>	<b>121,399,188</b>
<b>1699999. Total - Restructured Mortgages</b>						<b>0</b>	<b>0</b>	<b>0</b>
<b>2499999. Total - Mortgages with overdue interest over 90 days</b>						<b>0</b>	<b>0</b>	<b>0</b>
<b>3299999. Total - Mortgages in the process of foreclosure</b>						<b>0</b>	<b>0</b>	<b>0</b>
<b>3399999 - Totals</b>						<b>115,958,742</b>	<b>1,832,089</b>	<b>121,399,188</b>

E02.3

STATEMENT AS OF JUNE 30, 2024 OF THE AUGUSTAR LIFE INSURANCE COMPANY

**SCHEDULE B - PART 3**

Showing All Mortgage Loans DISPOSED, Transferred or Repaid During the Current Quarter

1 Loan Number	2 Location		4 Loan Type	5 Date Acquired	6 Disposal Date	7 Book Value/ Recorded Investment Excluding Accrued Interest Prior Year	8 Change in Book Value/Recorded Investment					14 Book Value/ Recorded Investment Excluding Accrued Interest on Disposal	15 Consid- eration	16 Foreign Exchange Gain (Loss) on Disposal	17 Realized Gain (Loss) on Disposal	18 Total Gain (Loss) on Disposal
	2 City	3 State					8 Unrealized Valuation Increase/ (Decrease)	9 Current Year's (Amortization) /Accretion	10 Current Year's Other- Than- Temporary Impairment Recognized	11 Capitalized Deferred Interest and Other	12 Total Change in Book Value (8+9-10+11)					
0525790	SEASIDE	CA		09/11/2015	05/01/2024	1,494,683	0	0	0	0	0	1,431,742	1,431,742	0	0	0
1325752	MERIDIAN	ID		05/01/2015	06/26/2024	738,297	0	0	0	0	0	712,890	712,890	0	0	0
1426056	WHEELING	IL		03/07/2019	06/18/2024	842,989	0	0	0	0	0	824,025	824,025	0	0	0
1925392	LAFAYETTE	LA		05/01/2008	06/26/2024	54,153	0	0	0	0	0	21,728	21,728	0	0	0
3625786	PERRYSBURG	OH		08/27/2015	04/18/2024	1,090,737	0	0	0	0	0	1,021,739	1,021,739	0	0	0
4425847	LAREDO	TX		05/31/2023	04/29/2024	3,464,960	0	0	0	0	0	3,399,328	3,399,328	0	0	0
0199999. Mortgages closed by repayment						7,685,819	0	0	0	0	0	7,411,452	7,411,452	0	0	0
0125539	TUSCALOOSA	AL		11/30/2011		676,300	0	0	0	0	0	52,945	52,945	0	0	0
0125617	GREENVILLE	AL		05/02/2013		405,125	0	0	0	0	0	27,178	27,178	0	0	0
0125841	BIRMINGHAM	AL		05/31/2023		3,610,581	0	0	0	0	0	0	55,507	0	0	0
0126299	FAIRHOPE	AL		06/24/2022		3,240,362	0	0	0	0	0	29,454	29,454	0	0	0
0325410	TUCSON	AZ		08/29/2008		87,912	0	0	0	0	0	0	0	0	0	0
0325730	TUCSON	AZ		08/31/2023		1,868,110	0	0	0	0	0	0	32,613	0	0	0
0325796	TUCSON	AZ		05/31/2023		4,648,668	0	0	0	0	0	0	76,144	0	0	0
0325808	TEMPE	AZ		12/23/2015		1,934,997	0	0	0	0	0	19,389	19,389	0	0	0
0325813	TUCSON	AZ		01/19/2016		1,280,114	0	0	0	0	0	38,846	38,846	0	0	0
0325939	TUSCON	AZ		08/30/2017		909,970	0	0	0	0	0	12,143	12,143	0	0	0
0325955	PHOENIX	AZ		11/09/2017		1,555,300	0	0	0	0	0	35,854	35,854	0	0	0
0325987	PHOENIX	AZ		03/29/2018		3,346,257	0	0	0	0	0	51,727	51,727	0	0	0
0326000	ORO VALLEY	AZ		05/23/2018		2,880,546	0	0	0	0	0	23,252	23,252	0	0	0
0326083	MESA	AZ		06/21/2019		1,914,657	0	0	0	0	0	21,349	21,349	0	0	0
0326088	TUCSON	AZ		07/23/2019		1,710,143	0	0	0	0	0	18,808	18,808	0	0	0
0326122	TUCSON	AZ		12/16/2019		3,428,085	0	0	0	0	0	39,168	39,168	0	0	0
0326205	MESA	AZ		06/28/2021		6,410,210	0	0	0	0	0	64,803	64,803	0	0	0
0326227	MESA	AZ		08/18/2021		1,838,250	0	0	0	0	0	18,935	18,935	0	0	0
0326231	TUCSON	AZ		08/31/2021		8,251,249	0	0	0	0	0	82,222	82,222	0	0	0
0326266	TUCSON	AZ		01/27/2022		5,726,761	0	0	0	0	0	39,124	39,124	0	0	0
0326311	PHOENIX	AZ		09/12/2022		2,928,822	0	0	0	0	0	16,016	16,016	0	0	0
0326319	TUCSON	AZ		11/04/2022		1,940,392	0	0	0	0	0	15,568	15,568	0	0	0
0326351	TUCSON	AZ		02/28/2023		6,412,563	0	0	0	0	0	30,459	30,459	0	0	0
0326363	PRESOTT	AZ		06/05/2023		2,043,049	0	0	0	0	0	13,657	13,657	0	0	0
0326364	MESA	AZ		06/07/2023		7,541,686	0	0	0	0	0	0	36,160	0	0	0
0425874	SPRINGDALE	AR		12/21/2016		2,038,158	0	0	0	0	0	92,033	92,033	0	0	0
0426093	BENTON	AR		05/31/2023		3,480,511	0	0	0	0	0	0	52,622	0	0	0
0426094	JONESBORO	AR		05/31/2023		2,047,805	0	0	0	0	0	0	30,964	0	0	0
0426095	SPRINGDALE	AR		07/31/2019		2,115,495	0	0	0	0	0	39,057	39,057	0	0	0
0426096	FAYETTEVILLE	AR		05/31/2023		3,915,006	0	0	0	0	0	0	70,504	0	0	0
0426097	FORT SMITH	AR		07/31/2019		2,387,747	0	0	0	0	0	36,104	36,104	0	0	0
0524998	SANTA ROSA	CA		05/15/2003		552,776	0	0	0	0	0	7,146	7,146	0	0	0
0525441	MONTEREY PARK	CA		12/29/2009		501,463	0	0	0	0	0	114,572	114,572	0	0	0
0525557	HUNTINGTON BEACH	CA		05/17/2012		3,552,523	0	0	0	0	0	103,159	103,159	0	0	0
0525574	BAKERSFIELD	CA		09/25/2012		625,656	0	0	0	0	0	29,779	29,779	0	0	0
0525580	CAMARILLO	CA		10/23/2012		808,412	0	0	0	0	0	47,621	47,621	0	0	0
0525598	SAN PEDRO	CA		01/29/2013		1,505,347	0	0	0	0	0	44,895	44,895	0	0	0
0525661	SACRAMENTO	CA		05/31/2023		3,726,772	0	0	0	0	0	0	70,888	0	0	0
0525690	CARDIFF BY THE SEA	CA		08/31/2023		2,431,480	0	0	0	0	0	0	44,531	0	0	0
0525765	DOINNEY	CA		05/31/2023		3,466,765	0	0	0	0	0	0	56,783	0	0	0
0525790	SEASIDE	CA		09/11/2015		1,494,683	0	0	0	0	0	15,822	15,822	0	0	0
0525801	BARSTOW	CA		11/20/2015		1,733,516	0	0	0	0	0	53,589	53,589	0	0	0
0525884	SCOTT'S VALLEY	CA		01/27/2017		2,893,605	0	0	0	0	0	26,201	26,201	0	0	0
0525895	LOS ANGELES	CA		03/22/2017		875,898	0	0	0	0	0	12,132	12,132	0	0	0

E02.4

STATEMENT AS OF JUNE 30, 2024 OF THE AUGUSTAR LIFE INSURANCE COMPANY

**SCHEDULE B - PART 3**

Showing All Mortgage Loans DISPOSED, Transferred or Repaid During the Current Quarter

1 Loan Number	2 Location		4 Loan Type	5 Date Acquired	6 Disposal Date	7 Book Value/ Recorded Investment Excluding Accrued Interest Prior Year	8 Change in Book Value/Recorded Investment						14 Book Value/ Recorded Investment Excluding Accrued Interest on Disposal	15 Consid- eration	16 Foreign Exchange Gain (Loss) on Disposal	17 Realized Gain (Loss) on Disposal	18 Total Gain (Loss) on Disposal
	2 City	3 State					8 Unrealized Valuation Increase/ (Decrease)	9 Current Year's (Amortization) /Accretion	10 Current Year's Other- Than- Temporary Impairment Recognized	11 Capitalized Deferred Interest and Other	12 Total Change in Book Value (8+9-10+11)	13 Total Foreign Exchange Change in Book Value					
0525972	CUPERTINO	CA		05/31/2023		5,754,860	0	0	0	0	0	0	0	74,020	0	0	0
0525980	LYNWOOD	CA		03/08/2018		1,618,567	0	0	0	0	0	0	0	48,529	48,529	0	0
0525988	SAN DIEGO	CA		05/31/2023		5,224,181	0	0	0	0	0	0	0	112,534	0	0	0
0526016	LOS ALAMITOS	CA		07/31/2018		4,500,936	0	0	0	0	0	0	0	92,882	92,882	0	0
0526033	OTAY MESA	CA		08/31/2023		2,227,301	0	0	0	0	0	0	0	44,221	0	0	0
0526054	NEWPORT BEACH	CA		05/31/2023		2,973,217	0	0	0	0	0	0	0	39,532	0	0	0
0526119	BEAUMONT	CA		05/31/2023		6,203,365	0	0	0	0	0	0	0	68,811	0	0	0
0526123	HAYWARD	CA		12/19/2019		14,572,097	0	0	0	0	0	0	166,903	166,903	0	0	0
0526141	CALEXICO	CA		05/14/2020		4,304,474	0	0	0	0	0	0	46,364	46,364	0	0	0
0526154	SANTA ANA	CA		09/29/2020		7,080,015	0	0	0	0	0	0	120,563	120,563	0	0	0
0526201	SANTA CLARITA	CA		05/28/2021		5,611,937	0	0	0	0	0	0	39,895	39,895	0	0	0
0526207	ONTARIO	CA		06/29/2021		8,042,953	0	0	0	0	0	0	78,191	78,191	0	0	0
0526208	ONTARIO	CA		06/29/2021		919,175	0	0	0	0	0	0	8,938	8,938	0	0	0
0526223	ANAHEIM	CA		08/09/2021		1,105,356	0	0	0	0	0	0	11,120	11,120	0	0	0
0526237	ANAHEIM	CA		05/31/2023		7,234,683	0	0	0	0	0	0	87,422	0	0	0	0
0526261	VISTA	CA		12/23/2021		2,059,096	0	0	0	0	0	0	32,101	32,101	0	0	0
0526272	SANTA ANA	CA		02/28/2022		4,158,642	0	0	0	0	0	0	28,624	28,624	0	0	0
0526312	ORANGE	CA		09/28/2022		18,000,000	0	0	0	0	0	0	0	0	0	0	0
0526335	SAN DIEGO	CA		12/22/2022		10,327,324	0	0	0	0	0	0	49,468	49,468	0	0	0
0526336	SAN DIEGO	CA		12/22/2022		5,499,990	0	0	0	0	0	0	24,902	24,902	0	0	0
0526337	LONG BEACH	CA		01/09/2023		12,550,984	0	0	0	0	0	0	62,412	62,412	0	0	0
0526353	MERCED	CA		05/25/2023		6,256,548	0	0	0	0	0	0	63,977	0	0	0	0
0526366	THOUSAND OAKS	CA		06/16/2023		4,438,039	0	0	0	0	0	0	19,872	19,872	0	0	0
0526367	PERRIS	CA		06/16/2023		4,972,793	0	0	0	0	0	0	16,863	0	0	0	0
0526373	SARATOGA	CA		08/31/2023		3,386,358	0	0	0	0	0	0	10,568	0	0	0	0
0526390	HOMERWOOD	CA		12/21/2023		10,000,000	0	0	0	0	0	0	56,543	0	0	0	0
0526392	ESCONDIDO	CA		02/05/2024		0	0	0	0	0	0	0	23,711	0	0	0	0
0526400	PASADENA	CA		03/28/2024		0	0	0	0	0	0	0	17,279	17,279	0	0	0
0625177	AURORA	CO		09/30/2005		1,083,545	0	0	0	0	0	0	41,580	41,580	0	0	0
0625990	LAKEWOOD	CO		04/26/2018		1,736,459	0	0	0	0	0	0	21,427	21,427	0	0	0
0626256	PEYTON	CO		12/15/2021		2,726,709	0	0	0	0	0	0	56,348	56,348	0	0	0
0626286	WESTMINISTER	CO		05/17/2022		4,837,794	0	0	0	0	0	0	45,615	45,615	0	0	0
0825978	NEWARK	DE		05/31/2023		2,721,611	0	0	0	0	0	0	62,163	0	0	0	0
0826396	DOVER	DE		02/27/2024		0	0	0	0	0	0	0	57,232	0	0	0	0
0R24396	WHITMORE LAKE	MI		08/26/1999		265,778	0	0	0	0	0	0	88,822	88,822	0	0	0
0R24431	WHITMORE LAKE	MI		08/26/1999		23,923	0	0	0	0	0	0	7,983	7,983	0	0	0
1025390	PENSACOLA BEACH	FL		04/11/2008		266,266	0	0	0	0	0	0	26,118	26,118	0	0	0
1025400	ODESSA	FL		06/09/2008		1,168,259	0	0	0	0	0	0	57,252	57,252	0	0	0
1025549	APOPKA	FL		03/28/2012		305,045	0	0	0	0	0	0	21,323	21,323	0	0	0
1025777	JACKSONVILLE	FL		07/16/2015		1,137,378	0	0	0	0	0	0	37,645	37,645	0	0	0
1025800	TALLAHASSEE	FL		05/31/2023		694,583	0	0	0	0	0	0	84,766	0	0	0	0
1025810	HALEAH	FL		05/31/2023		3,522,658	0	0	0	0	0	0	106,391	0	0	0	0
1025872	RIVERVIEW	FL		05/31/2023		820,225	0	0	0	0	0	0	21,715	0	0	0	0
1025880	NAPLES	FL		05/31/2023		2,637,046	0	0	0	0	0	0	46,954	0	0	0	0
1025920	MIAMI	FL		07/06/2017		5,107,613	0	0	0	0	0	0	0	0	0	0	0
1025934	PANAMA CITY BEACH	FL		08/10/2017		1,243,676	0	0	0	0	0	0	16,625	16,625	0	0	0
1025935	WHARTON	NJ		08/11/2017		417,269	0	0	0	0	0	0	58,479	58,479	0	0	0
1026044	CORAL GABLE	FL		05/31/2023		2,844,086	0	0	0	0	0	0	32,409	0	0	0	0
1026084	PACE	FL		06/26/2019		813,226	0	0	0	0	0	0	15,102	15,102	0	0	0
1026086	NAPLES	FL		06/27/2019		2,427,340	0	0	0	0	0	0	51,975	51,975	0	0	0
1026108	LARGO	FL		05/31/2023		13,833,957	0	0	0	0	0	0	156,988	0	0	0	0

STATEMENT AS OF JUNE 30, 2024 OF THE AUGUSTAR LIFE INSURANCE COMPANY

**SCHEDULE B - PART 3**

Showing All Mortgage Loans DISPOSED, Transferred or Repaid During the Current Quarter

1 Loan Number	2 Location		4 Loan Type	5 Date Acquired	6 Disposal Date	7 Book Value/ Recorded Investment Excluding Accrued Interest Prior Year	8 Change in Book Value/Recorded Investment					14 Book Value/ Recorded Investment Excluding Accrued Interest on Disposal	15 Consid- eration	16 Foreign Exchange Gain (Loss) on Disposal	17 Realized Gain (Loss) on Disposal	18 Total Gain (Loss) on Disposal
	2 City	3 State					8 Unrealized Valuation Increase/ (Decrease)	9 Current Year's (Amortization) /Accretion	10 Current Year's Other- Than- Temporary Impairment Recognized	11 Capitalized Deferred Interest and Other	12 Total Change in Book Value (8+9-10+11)					
1026138	JACKSONVILLE	FL		04/03/2020		2,059,703	0	0	0	0	0	71,470	71,470	0	0	0
1026149	SEBRING	FL		09/17/2020		832,912	0	0	0	0	0	14,186	14,186	0	0	0
1026166	OPA-LOOKA	FL		05/31/2023		5,334,445	0	0	0	0	0	0	114,565	0	0	0
1026178	MIAMI	FL		05/31/2023		7,421,481	0	0	0	0	0	0	98,019	0	0	0
1026209	JACKSONVILLE	FL		05/31/2023		2,754,752	0	0	0	0	0	0	27,838	0	0	0
1026211	JACKSONVILLE	FL		07/13/2021		1,314,773	0	0	0	0	0	9,634	9,634	0	0	0
1026241	NAPLES	FL		10/21/2021		8,119,641	0	0	0	0	0	227,592	227,592	0	0	0
1026250	OAKLAND PARK	FL		12/01/2021		6,162,844	0	0	0	0	0	44,210	44,210	0	0	0
1026275	MIAMI BEACH	FL		03/15/2022		1,149,086	0	0	0	0	0	7,975	7,975	0	0	0
1026283	GREATER GAINESVILLE	FL		04/26/2022		919,109	0	0	0	0	0	13,345	13,345	0	0	0
1026338	FORT LAUDERDALE	FL		01/26/2023		4,434,567	0	0	0	0	0	20,597	20,597	0	0	0
1026370	NAPLES	FL		07/19/2023		2,236,773	0	0	0	0	0	0	10,243	0	0	0
1026394	MIAMI	FL		02/16/2024		0	0	0	0	0	0	0	32,030	0	0	0
1026397	FORT LAUDERDALE	FL		03/07/2024		0	0	0	0	0	0	7,162	7,162	0	0	0
1125701	LAWRENCEVILLE	GA		08/31/2023		2,201,764	0	0	0	0	0	0	37,453	0	0	0
1125929	MACON	GA		05/31/2023		757,967	0	0	0	0	0	0	18,150	0	0	0
1126014	FORT OSLETHORPE	GA		07/31/2018		444,141	0	0	0	0	0	21,534	21,534	0	0	0
1126127	MABLETON	GA		12/20/2019		3,443,512	0	0	0	0	0	38,906	38,906	0	0	0
1126183	OAKWOOD	GA		04/22/2021		3,164,641	0	0	0	0	0	34,446	34,446	0	0	0
1126254	SOUTH BEND	IN		12/14/2021		4,214,375	0	0	0	0	0	41,827	41,827	0	0	0
1325752	MERIDIAN	ID		05/01/2015		738,297	0	0	0	0	0	12,771	12,771	0	0	0
1326091	CALDWELL	ID		07/30/2019		1,898,932	0	0	0	0	0	46,392	46,392	0	0	0
1326181	BOISE	ID		04/01/2021		3,841,320	0	0	0	0	0	28,285	28,285	0	0	0
1425518	WOODRIVER	IL		07/27/2011		14,640	0	0	0	0	0	0	0	0	0	0
1425562	CHICAGO HEIGHTS	IL		06/28/2012		1,444,873	0	0	0	0	0	93,803	93,803	0	0	0
1425589	BUFFALO GROVE	IL		05/31/2023		4,040,442	0	0	0	0	0	0	89,563	0	0	0
1425821	CHICAGO	IL		05/31/2023		735,272	0	0	0	0	0	0	21,809	0	0	0
1425882	SCHAUMBURG	IL		05/31/2023		869,908	0	0	0	0	0	0	12,332	0	0	0
1425919	NAPERVILLE	IL		06/29/2017		944,238	0	0	0	0	0	12,813	12,813	0	0	0
1425921	CHICAGO	IL		07/07/2017		747,811	0	0	0	0	0	47,596	47,596	0	0	0
1425998	WHEELING	IL		05/14/2018		2,255,388	0	0	0	0	0	40,830	40,830	0	0	0
1426056	WHEELING	IL		03/07/2019		842,989	0	0	0	0	0	9,538	9,538	0	0	0
1426170	CHICAGO	IL		01/14/2021		984,599	0	0	0	0	0	20,279	20,279	0	0	0
1426291	EDWARDSVILLE	IL		06/03/2022		11,944,595	0	0	0	0	0	111,395	111,395	0	0	0
1426314	NAPERVILLE	IL		10/24/2022		4,835,967	0	0	0	0	0	39,583	39,583	0	0	0
1525500	CARMEL	IN		04/28/2011		921,636	0	0	0	0	0	46,737	46,737	0	0	0
1525593	INDIANAPOLIS	IN		12/21/2012		757,661	0	0	0	0	0	40,270	40,270	0	0	0
1525642	WEST LAFAYETTE	IN		08/07/2013		646,598	0	0	0	0	0	31,056	31,056	0	0	0
1525791	BROWNSBURG	IN		09/22/2015		863,639	0	0	0	0	0	14,242	14,242	0	0	0
1525832	INDIANAPOLIS	IN		06/02/2016		509,338	0	0	0	0	0	25,575	25,575	0	0	0
1525837	INDIANAPOLIS	IN		06/29/2016		1,605,578	0	0	0	0	0	61,543	61,543	0	0	0
1525856	FISHERS	IN		05/31/2023		5,698,287	0	0	0	0	0	0	271,855	0	0	0
1525910	CARMEL	IN		06/02/2017		552,582	0	0	0	0	0	11,469	11,469	0	0	0
1525918	FORT WAYNE	IN		05/31/2023		2,620,396	0	0	0	0	0	0	63,232	0	0	0
1525930	BATESVILLE	IN		05/31/2023		1,823,270	0	0	0	0	0	0	43,189	0	0	0
1525958	FT. WAYNE	IN		05/31/2023		2,514,146	0	0	0	0	0	0	31,938	0	0	0
1526163	FISHERS	IN		11/24/2020		2,017,557	0	0	0	0	0	34,076	34,076	0	0	0
1526203	LAWRENCEBURG	IN		05/31/2023		1,884,022	0	0	0	0	0	0	40,473	0	0	0
1526293	INDIANAPOLIS	IN		06/06/2022		8,576,042	0	0	0	0	0	78,198	78,198	0	0	0
1526294	INDIANAPOLIS	IN		06/06/2022		6,574,955	0	0	0	0	0	59,953	59,953	0	0	0
1526295	INDIANAPOLIS	IN		06/06/2022		5,336,203	0	0	0	0	0	48,656	48,656	0	0	0

E02.6



STATEMENT AS OF JUNE 30, 2024 OF THE AUGUSTAR LIFE INSURANCE COMPANY

**SCHEDULE B - PART 3**

Showing All Mortgage Loans DISPOSED, Transferred or Repaid During the Current Quarter

1 Loan Number	2 Location		4 Loan Type	5 Date Acquired	6 Disposal Date	7 Book Value/ Recorded Investment Excluding Accrued Interest Prior Year	8 Change in Book Value/Recorded Investment					14 Book Value/ Recorded Investment Excluding Accrued Interest on Disposal	15 Consid- eration	16 Foreign Exchange Gain (Loss) on Disposal	17 Realized Gain (Loss) on Disposal	18 Total Gain (Loss) on Disposal
	2 City	3 State					8 Unrealized Valuation Increase/ (Decrease)	9 Current Year's (Amortization) /Accretion	10 Current Year's Other- Than- Temporary Impairment Recognized	11 Capitalized Deferred Interest and Other	12 Total Change in Book Value (8+9-10+11)					
1526304	CHICAGO	IL		07/20/2022		1,752,392	0	0	0	0	0	0	15,246	15,246	0	0
1526326	INDIANAPOLIS	IN		11/10/2022		1,747,387	0	0	0	0	0	0	13,762	13,762	0	0
1526402	FISHERS	IN		04/04/2024		0	0	0	0	0	0	0	5,693	5,693	0	0
1726064	WITCHITA	KS		05/31/2023		3,914,719	0	0	0	0	0	0	0	41,628	0	0
1825386	LOUISVILLE	KY		03/14/2008		383,610	0	0	0	0	0	0	35,060	35,060	0	0
1825608	LOUISVILLE	KY		03/19/2013		847,693	0	0	0	0	0	0	24,515	24,515	0	0
1825709	LEXINGTON	KY		10/10/2014		278,151	0	0	0	0	0	0	83,057	83,057	0	0
1825793	RICHMOND	KY		10/01/2015		1,156,317	0	0	0	0	0	0	18,989	18,989	0	0
1825866	LEXINGTON	KY		05/31/2023		3,741,890	0	0	0	0	0	0	0	53,818	0	0
1825913	CRESTWOOD	KY		05/31/2023		1,795,488	0	0	0	0	0	0	0	43,559	0	0
1825956	LOUISVILLE	KY		11/10/2017		1,555,173	0	0	0	0	0	0	35,856	35,856	0	0
1826051	HEBRON	KY		02/20/2019		1,474,873	0	0	0	0	0	0	10,583	10,583	0	0
2025968	LEWISTON	ME		08/31/2023		1,096,579	0	0	0	0	0	0	0	24,729	0	0
2125451	GAITHERSBURG	MD		06/10/2010		703,487	0	0	0	0	0	0	107,658	107,658	0	0
2125731	FULTON	MD		12/22/2014		786,032	0	0	0	0	0	0	28,706	28,706	0	0
2125769	HYATTSVILLE	MD		06/23/2015		1,115,420	0	0	0	0	0	0	19,081	19,081	0	0
2125949	BELTSVILLE	MD		05/31/2023		5,679,928	0	0	0	0	0	0	0	62,795	0	0
2126062	ANNAPOLIS	MD		03/29/2019		1,458,546	0	0	0	0	0	0	34,751	34,751	0	0
2126270	DUNDALK	MD		05/31/2023		11,270,889	0	0	0	0	0	0	0	109,130	0	0
2325609	CLARKSTON	MI		03/28/2013		188,029	0	0	0	0	0	0	0	0	0	0
2325619	EAST LANSING	MI		05/07/2013		849,368	0	0	0	0	0	0	17,720	17,720	0	0
2325743	SHELBY TOWNSHIP	MI		05/31/2023		1,922,381	0	0	0	0	0	0	0	27,237	0	0
2325815	EASTPOINTE	MI		02/01/2016		1,080,618	0	0	0	0	0	0	108,319	108,319	0	0
2325844	NOVI	MI		07/26/2016		2,937,818	0	0	0	0	0	0	82,731	82,731	0	0
2325899	CLINTON TOWNSHIP	MI		08/31/2023		1,405,808	0	0	0	0	0	0	0	26,669	0	0
2325954	LAKE ORION	MI		08/31/2023		789,621	0	0	0	0	0	0	0	10,211	0	0
2325985	MADISON HEIGHTS	MI		03/29/2018		3,002,168	0	0	0	0	0	0	65,908	65,908	0	0
2326009	SHELBY TOWNSHIP	MI		05/31/2023		1,769,240	0	0	0	0	0	0	0	57,908	0	0
2326012	SHELBY TOWNSHIP	MI		05/31/2023		2,463,938	0	0	0	0	0	0	0	50,771	0	0
2326032	SOUTHGATE	MI		10/30/2018		938,575	0	0	0	0	0	0	28,982	28,982	0	0
2326131	STERLING HEIGHTS	MI		02/28/2020		2,091,957	0	0	0	0	0	0	37,121	37,121	0	0
2326134	ROYAL OAK	MI		03/13/2020		872,527	0	0	0	0	0	0	9,510	9,510	0	0
2326186	KALAMAZOO	MI		05/31/2023		1,990,379	0	0	0	0	0	0	0	52,044	0	0
2326226	WESTLAND	MI		08/16/2021		14,996,029	0	0	0	0	0	0	234,936	234,936	0	0
2326238	NOVI	MI		10/20/2021		1,898,750	0	0	0	0	0	0	12,854	12,854	0	0
2326280	ROSEVILLE	MI		04/14/2022		993,793	0	0	0	0	0	0	9,294	9,294	0	0
2326356	TAYLOR	MI		04/25/2023		2,175,055	0	0	0	0	0	0	0	11,076	0	0
2326362	SOUTHFIELD	MI		06/01/2023		1,851,746	0	0	0	0	0	0	0	19,903	0	0
2425638	MINNETONKA	MN		07/16/2013		491,733	0	0	0	0	0	0	88,710	88,710	0	0
2425766	BLOOMINGTON	MN		06/12/2015		1,537,270	0	0	0	0	0	0	16,481	16,481	0	0
2426159	BROOKLYN PARK	MN		05/31/2023		12,833,649	0	0	0	0	0	0	0	138,783	0	0
2426215	ST. CLOUD	MN		07/15/2021		3,944,318	0	0	0	0	0	0	28,903	28,903	0	0
2525927	OLIVE BRANCH	MS		05/31/2023		909,836	0	0	0	0	0	0	0	21,880	0	0
2526189	OXFORD	MS		05/04/2021		1,112,455	0	0	0	0	0	0	7,739	7,739	0	0
2526202	JACKSON	MS		06/02/2021		1,186,479	0	0	0	0	0	0	8,112	8,112	0	0
2625625	ST LOUIS	MO		05/24/2013		1,126,227	0	0	0	0	0	0	57,279	57,279	0	0
2925798	LAS VEGAS	NV		05/31/2023		1,199,484	0	0	0	0	0	0	0	69,994	0	0
3125558	WILLIAMSTOWN	NJ		05/18/2012		672,939	0	0	0	0	0	0	44,761	44,761	0	0
3125654	OLD BRIDGE	NJ		10/22/2013		463,025	0	0	0	0	0	0	19,956	19,956	0	0
3125862	WILLINGBORO	NJ		10/12/2016		947,654	0	0	0	0	0	0	26,069	26,069	0	0
3125889	BARRINGTON	NJ		02/28/2017		1,116,671	0	0	0	0	0	0	81,143	81,143	0	0

STATEMENT AS OF JUNE 30, 2024 OF THE AUGUSTAR LIFE INSURANCE COMPANY

**SCHEDULE B - PART 3**

Showing All Mortgage Loans DISPOSED, Transferred or Repaid During the Current Quarter

1 Loan Number	2 Location		4 Loan Type	5 Date Acquired	6 Disposal Date	7 Book Value/ Recorded Investment Excluding Accrued Interest Prior Year	8 Change in Book Value/Recorded Investment					14 Book Value/ Recorded Investment Excluding Accrued Interest on Disposal	15 Consid- eration	16 Foreign Exchange Gain (Loss) on Disposal	17 Realized Gain (Loss) on Disposal	18 Total Gain (Loss) on Disposal
	2 City	3 State					8 Unrealized Valuation Increase/ (Decrease)	9 Current Year's (Amortization) /Accretion	10 Current Year's Other- Than- Temporary Impairment Recognized	11 Capitalized Deferred Interest and Other	12 Total Change in Book Value (8+9-10+11)					
3125996	WILLINGBORO	NJ		05/31/2023		2,660,643	0	0	0	0	0	0	178,791	0	0	0
3126177	RAHWAY	NJ		03/16/2021		1,292,746	0	0	0	0	0	0	20,748	0	0	0
3126187	WHIPPANY	NJ		04/30/2021		935,323	0	0	0	0	0	0	6,670	0	0	0
3325794	WEST ISLIP	NY		05/31/2023		620,608	0	0	0	0	0	0	79,189	0	0	0
3326070	COMMACK	NY		04/23/2019		857,393	0	0	0	0	0	0	9,293	0	0	0
3326168	HEMPSTEAD	NY		12/18/2020		760,580	0	0	0	0	0	0	12,754	0	0	0
3326184	FARMINGDALE	NY		04/27/2021		1,864,599	0	0	0	0	0	0	13,885	0	0	0
3326239	BUFFALO	NY		10/21/2021		9,525,116	0	0	0	0	0	0	68,690	0	0	0
3326246	FARMINGDALE	NY		11/23/2021		14,860,776	0	0	0	0	0	0	149,485	0	0	0
3326253	HAUPPAUGE	NY		12/08/2021		2,278,880	0	0	0	0	0	0	16,522	0	0	0
3326297	NEW YORK	NY		06/17/2022		2,710,829	0	0	0	0	0	0	16,512	0	0	0
3326305	HAUPPAUGE	NY		07/21/2022		3,886,295	0	0	0	0	0	0	22,413	0	0	0
3326306	CARLE PLACE	NY		08/03/2022		2,947,219	0	0	0	0	0	0	32,035	0	0	0
3326307	OSWEGO	NY		08/10/2022		2,427,087	0	0	0	0	0	0	57,175	0	0	0
3326315	BOHEMIA	NY		10/31/2022		977,614	0	0	0	0	0	0	5,407	0	0	0
3326316	BOHEMIA	NY		11/08/2022		489,690	0	0	0	0	0	0	2,692	0	0	0
3326317	BOHEMIA	NY		10/31/2022		4,692,547	0	0	0	0	0	0	25,954	0	0	0
3326318	DEER PARK	NY		10/31/2022		879,845	0	0	0	0	0	0	4,868	0	0	0
3326320	WEST BABYLON	NY		11/08/2022		2,154,638	0	0	0	0	0	0	11,845	0	0	0
3326321	DEER PARK	NY		11/10/2022		2,644,328	0	0	0	0	0	0	14,538	0	0	0
3326322	RONKONKOMA	NY		11/09/2022		4,701,020	0	0	0	0	0	0	25,847	0	0	0
3326323	NORTH BAYSHORE	NY		11/09/2022		3,721,640	0	0	0	0	0	0	20,462	0	0	0
3326324	BOHEMIA	NY		11/09/2022		1,567,003	0	0	0	0	0	0	8,617	0	0	0
3326325	BOHEMIA	NY		11/10/2022		979,380	0	0	0	0	0	0	5,385	0	0	0
3326357	NEW YORK	NY		04/25/2023		3,076,836	0	0	0	0	0	0	10,311	0	0	0
3326368	MEDFORD	NY		07/12/2023		1,479,213	0	0	0	0	0	0	16,104	0	0	0
3326385	STATEN ISLAND	NY		09/29/2023		6,969,365	0	0	0	0	0	0	47,216	0	0	0
3326399	MEDFORD	NY		03/27/2024		0	0	0	0	0	0	0	12,024	0	0	0
3425105	MATTHEWS	NC		11/08/2004		88,708	0	0	0	0	0	0	22,060	0	0	0
3425106	WINSTON-SALEM	NC		11/08/2004		91,611	0	0	0	0	0	0	22,769	0	0	0
3425482	CARRBORO	NC		12/20/2010		963,287	0	0	0	0	0	0	115,708	0	0	0
3425584	INDIAN TRAIL	NC		11/27/2012		1,184,475	0	0	0	0	0	0	68,449	0	0	0
3425754	CONCORD	NC		05/31/2023		2,700,037	0	0	0	0	0	0	46,272	0	0	0
3425875	RALEIGH	NC		12/22/2016		348,515	0	0	0	0	0	0	27,056	0	0	0
3426078	SUNSET BEACH	NC		06/06/2019		1,015,911	0	0	0	0	0	0	16,876	0	0	0
3426081	FAYETTEVILLE	NC		06/20/2019		808,231	0	0	0	0	0	0	13,426	0	0	0
3426147	GREENSBORO	NC		05/31/2023		2,777,668	0	0	0	0	0	0	59,848	0	0	0
3426175	BOILING SPRINGS	NC		02/17/2021		840,422	0	0	0	0	0	0	15,424	0	0	0
3426191	DURHAM	NC		05/12/2021		1,479,916	0	0	0	0	0	0	22,987	0	0	0
3426198	GREENSBORO	NC		05/19/2021		1,297,333	0	0	0	0	0	0	16,124	0	0	0
3426199	GREENSBORO	NC		05/19/2021		3,545,740	0	0	0	0	0	0	47,977	0	0	0
3426287	DURHAM	NC		05/19/2022		1,466,310	0	0	0	0	0	0	23,250	0	0	0
3426395	WILMINGTON	NC		02/21/2024		0	0	0	0	0	0	0	8,606	0	0	0
3625445	WADSWORTH	OH		03/09/2010		296,270	0	0	0	0	0	0	54,493	0	0	0
3625547	LIBERTY TOWNSHIP	OH		02/29/2012		1,362,702	0	0	0	0	0	0	54,095	0	0	0
3625605	BROADVIEW HEIGHTS	OH		03/14/2013		2,122,776	0	0	0	0	0	0	45,493	0	0	0
3625671	MONTGOMERY	OH		12/26/2013		19,052,876	0	0	0	0	0	0	156,661	0	0	0
3625688	MASON	OH		06/09/2014		1,072,878	0	0	0	0	0	0	42,745	0	0	0
3625764	DAYTON	OH		06/10/2015		2,000,672	0	0	0	0	0	0	67,429	0	0	0
3625773	MASON	OH		07/09/2015		1,198,147	0	0	0	0	0	0	39,659	0	0	0
3625786	PERRYSBURG	OH		08/27/2015		1,090,737	0	0	0	0	0	0	17,349	0	0	0

STATEMENT AS OF JUNE 30, 2024 OF THE AUGUSTAR LIFE INSURANCE COMPANY

**SCHEDULE B - PART 3**

Showing All Mortgage Loans DISPOSED, Transferred or Repaid During the Current Quarter

1 Loan Number	2 Location		4 Loan Type	5 Date Acquired	6 Disposal Date	7 Book Value/ Recorded Investment Excluding Accrued Interest Prior Year	Change in Book Value/Recorded Investment					14 Book Value/ Recorded Investment Excluding Accrued Interest on Disposal	15 Consid- eration	16 Foreign Exchange Gain (Loss) on Disposal	17 Realized Gain (Loss) on Disposal	18 Total Gain (Loss) on Disposal	
	2 City	3 State					8 Unrealized Valuation Increase/ (Decrease)	9 Current Year's (Amortization) /Accretion	10 Current Year's Other- Than- Temporary Impairment Recognized	11 Capitalized Deferred Interest and Other	12 Total Change in Book Value (8+9-10+11)						13 Total Foreign Exchange Change in Book Value
3625835	DAYTON	OH.		06/17/2016		647,682	0	0	0	0	0	0	21,835	21,835	0	0	0
3625845	WELLINGTON	OH.		08/02/2016		3,851,980	0	0	0	0	0	0	57,246	57,246	0	0	0
3625850	MORaine	OH.		09/09/2016		951,288	0	0	0	0	0	0	14,273	14,273	0	0	0
3625851	SPRINGBORO	OH.		09/09/2016		951,288	0	0	0	0	0	0	14,273	14,273	0	0	0
3625883	CINCINNATI	OH.		01/19/2017		1,425,363	0	0	0	0	0	0	37,283	37,283	0	0	0
3625909	COLUMBUS	OH.		05/16/2017		475,653	0	0	0	0	0	0	32,129	32,129	0	0	0
3625922	BLUE ASH	OH.		05/31/2023		18,408,826	0	0	0	0	0	0	166,111	166,111	0	0	0
3625933	GAHANNA	OH.		08/31/2023		1,514,184	0	0	0	0	0	0	19,173	19,173	0	0	0
3625992	MENTOR	OH.		05/02/2018		1,626,269	0	0	0	0	0	0	19,702	19,702	0	0	0
3626018	ELYRIA	OH.		05/31/2023		6,020,757	0	0	0	0	0	0	70,503	70,503	0	0	0
3626019	ELYRIA	OH.		05/31/2023		534,984	0	0	0	0	0	0	25,518	25,518	0	0	0
3626024	WORTHINGTON	OH.		08/31/2018		2,406,253	0	0	0	0	0	0	27,105	27,105	0	0	0
3626037	VANDALIA	OH.		05/31/2023		3,601,233	0	0	0	0	0	0	40,812	40,812	0	0	0
3626040	MIAMI SBURG	OH.		05/31/2023		3,648,290	0	0	0	0	0	0	40,775	40,775	0	0	0
3626045	ONTARIO	OH.		12/20/2018		2,248,850	0	0	0	0	0	0	43,824	43,824	0	0	0
3626059	FAIRBORN	OH.		03/21/2019		557,327	0	0	0	0	0	0	10,544	10,544	0	0	0
3626125	COLUMBUS	OH.		12/20/2019		1,428,469	0	0	0	0	0	0	26,004	26,004	0	0	0
3626143	NEW ALBANY	OH.		06/03/2020		982,656	0	0	0	0	0	0	17,182	17,182	0	0	0
3626148	SPRINGBORO	OH.		05/31/2023		6,298,055	0	0	0	0	0	0	68,088	68,088	0	0	0
3626155	FRANKLIN	OH.		10/07/2020		2,793,034	0	0	0	0	0	0	29,632	29,632	0	0	0
3626173	WESTLAKE	OH.		01/28/2021		823,951	0	0	0	0	0	0	16,677	16,677	0	0	0
3626229	CINCINNATI	OH.		08/23/2021		2,209,776	0	0	0	0	0	0	22,334	22,334	0	0	0
3626233	WELLINGTON	OH.		09/17/2021		945,457	0	0	0	0	0	0	6,645	6,645	0	0	0
3626234	LAGRANGE	OH.		09/17/2021		5,603,545	0	0	0	0	0	0	48,299	48,299	0	0	0
3626260	CLEVELAND	OH.		12/17/2021		2,498,665	0	0	0	0	0	0	68,309	68,309	0	0	0
3626265	BEDFORD HEIGHTS	OH.		01/06/2022		2,217,913	0	0	0	0	0	0	28,716	28,716	0	0	0
3626288	WARRENSVILLE HEIGHTS	OH.		05/19/2022		4,453,300	0	0	0	0	0	0	42,823	42,823	0	0	0
3626358	CINCINNATI	OH.		04/28/2023		7,414,968	0	0	0	0	0	0	37,756	37,756	0	0	0
3626371	HUBER HEIGHTS	OH.		07/21/2023		5,565,523	0	0	0	0	0	0	26,656	26,656	0	0	0
3725792	TULSA	OK.		09/29/2015		2,187,640	0	0	0	0	0	0	14,962	14,962	0	0	0
3725834	OKLAHOMA CITY	OK.		06/15/2016		329,358	0	0	0	0	0	0	30,685	30,685	0	0	0
3726011	DUNCAN	OK.		07/24/2018		2,115,986	0	0	0	0	0	0	67,617	67,617	0	0	0
3726182	OKLAHOMA CITY	OK.		04/16/2021		933,382	0	0	0	0	0	0	6,845	6,845	0	0	0
3726245	MIDWEST CITY	OK.		11/23/2021		815,478	0	0	0	0	0	0	7,858	7,858	0	0	0
3726354	TULSA	OK.		04/18/2023		2,557,636	0	0	0	0	0	0	18,832	18,832	0	0	0
3825842	TUALATIN	OR.		07/14/2016		2,358,921	0	0	0	0	0	0	35,846	35,846	0	0	0
3825869	SALEM	OR.		12/02/2016		1,080,543	0	0	0	0	0	0	28,416	28,416	0	0	0
3825915	MCMINNVILLE	OR.		06/23/2017		2,020,046	0	0	0	0	0	0	27,543	27,543	0	0	0
3825967	PORTLAND	OR.		12/20/2017		1,020,083	0	0	0	0	0	0	23,335	23,335	0	0	0
3826039	PORTLAND	OR.		12/12/2018		1,494,459	0	0	0	0	0	0	29,364	29,364	0	0	0
3826142	MCMINNVILLE	OR.		05/31/2023		5,889,908	0	0	0	0	0	0	66,268	66,268	0	0	0
3826144	OREGON CITY	OR.		06/08/2020		3,064,137	0	0	0	0	0	0	23,389	23,389	0	0	0
3826185	TIGARD	OR.		04/29/2021		1,686,022	0	0	0	0	0	0	27,045	27,045	0	0	0
3826273	MONMOUTH	OR.		03/08/2022		1,414,440	0	0	0	0	0	0	13,446	13,446	0	0	0
3925908	ASTON TOWNSHIP	PA.		05/12/2017		1,197,985	0	0	0	0	0	0	40,508	40,508	0	0	0
3925926	DOYLESTOWN	PA.		07/14/2017		919,635	0	0	0	0	0	0	22,119	22,119	0	0	0
3925976	CRANBERRY TOWNSHIP	PA.		05/31/2023		5,373,876	0	0	0	0	0	0	45,668	45,668	0	0	0
3926013	PITTSBURGH	PA.		05/31/2023		4,685,255	0	0	0	0	0	0	55,199	55,199	0	0	0
3926079	BLOOMSBURG	PA.		06/13/2019		1,150,245	0	0	0	0	0	0	22,251	22,251	0	0	0
3926101	PITTSBURGH	PA.		08/28/2019		2,586,477	0	0	0	0	0	0	48,238	48,238	0	0	0
4125556	ROCK HILL	SC.		05/17/2012		2,383,439	0	0	0	0	0	0	79,077	79,077	0	0	0

E02.9

STATEMENT AS OF JUNE 30, 2024 OF THE AUGUSTAR LIFE INSURANCE COMPANY

**SCHEDULE B - PART 3**

Showing All Mortgage Loans DISPOSED, Transferred or Repaid During the Current Quarter

1 Loan Number	2 Location		4 Loan Type	5 Date Acquired	6 Disposal Date	7 Book Value/ Recorded Investment Excluding Accrued Interest Prior Year	8 Change in Book Value/Recorded Investment					14 Book Value/ Recorded Investment Excluding Accrued Interest on Disposal	15 Consid- eration	16 Foreign Exchange Gain (Loss) on Disposal	17 Realized Gain (Loss) on Disposal	18 Total Gain (Loss) on Disposal
	2 City	3 State					8 Unrealized Valuation Increase/ (Decrease)	9 Current Year's (Amortization) /Accretion	10 Current Year's Other- Than- Temporary Impairment Recognized	11 Capitalized Deferred Interest and Other	12 Total Change in Book Value (8+9-10+11)					
4125576	SPARTANBURG	SC		10/05/2012		1,116,030	0	0	0	0	0	0	41,591	41,591	0	0
4125712	ROCK HILL	SC		10/23/2014		892,370	0	0	0	0	0	0	31,826	31,826	0	0
4125782	FLORENCE	SC		05/31/2023		2,778,907	0	0	0	0	0	0	0	91,452	0	0
4125797	LEXINGTON	SC		11/10/2015		600,644	0	0	0	0	0	0	18,713	18,713	0	0
4125896	PAWLEYS ISLAND	SC		05/31/2023		851,904	0	0	0	0	0	0	0	11,399	0	0
4126140	GREER	SC		05/31/2023		5,149,304	0	0	0	0	0	0	0	178,672	0	0
4126200	SENECA	SC		05/31/2023		7,936,727	0	0	0	0	0	0	0	59,505	0	0
4126401	IRMO	SC		03/28/2024		0	0	0	0	0	0	0	22,477	22,477	0	0
4325577	CHATTANOOGA	TN		10/09/2012		789,765	0	0	0	0	0	0	46,892	46,892	0	0
4325739	NASHVILLE	TN		02/25/2015		366,622	0	0	0	0	0	0	48,497	48,497	0	0
4325820	KNOXVILLE	TN		03/23/2016		187,429	0	0	0	0	0	0	19,500	19,500	0	0
4326179	POWELL	TN		03/23/2021		1,706,811	0	0	0	0	0	0	28,922	28,922	0	0
4326195	CLARKSVILLE	TN		05/18/2021		1,778,271	0	0	0	0	0	0	12,913	12,913	0	0
4326228	CLARKSVILLE	TN		08/18/2021		3,177,916	0	0	0	0	0	0	31,969	31,969	0	0
4326380	FRANKLIN	TN		09/05/2023		4,200,648	0	0	0	0	0	0	0	29,772	0	0
4326386	NASHVILLE	TN		10/30/2023		4,493,506	0	0	0	0	0	0	0	19,974	0	0
4425277	SAN ANTONIO	TX		11/21/2006		415,644	0	0	0	0	0	0	32,123	32,123	0	0
4425405	HOUSTON	TX		07/10/2008		268,191	0	0	0	0	0	0	33,763	33,763	0	0
4425463	EL PASO	TX		09/16/2010		395,494	0	0	0	0	0	0	45,603	45,603	0	0
4425478	EL PASO	TX		12/06/2010		607,782	0	0	0	0	0	0	62,198	62,198	0	0
4425567	FREDERICKSBURG	TX		07/16/2012		1,356,371	0	0	0	0	0	0	80,052	80,052	0	0
4425611	SAN ANTONIO	TX		04/11/2013		653,195	0	0	0	0	0	0	31,829	31,829	0	0
4425633	KATY	TX		06/26/2013		948,853	0	0	0	0	0	0	47,405	47,405	0	0
4425660	EL PASO	TX		10/31/2013		820,413	0	0	0	0	0	0	35,952	35,952	0	0
4425667	SAN ANTONIO	TX		05/31/2023		3,305,680	0	0	0	0	0	0	0	138,311	0	0
4425686	GRAND PRAIRIE	TX		05/23/2014		1,894,637	0	0	0	0	0	0	35,174	35,174	0	0
4425713	KERRVILLE	TX		10/27/2014		2,807,937	0	0	0	0	0	0	31,069	31,069	0	0
4425779	AUSTIN	TX		07/27/2015		717,821	0	0	0	0	0	0	12,047	12,047	0	0
4425804	ALAMO HEIGHTS	TX		12/04/2015		1,100,700	0	0	0	0	0	0	33,901	33,901	0	0
4425833	SAN ANTONIO	TX		06/09/2016		835,917	0	0	0	0	0	0	70,961	70,961	0	0
4425840	SAN ANTONIO	TX		07/08/2016		1,149,487	0	0	0	0	0	0	59,333	59,333	0	0
4425847	LAREDO	TX		05/31/2023		3,464,960	0	0	0	0	0	0	16,490	16,490	0	0
4425857	HUMBLE	TX		05/31/2023		625,845	0	0	0	0	0	0	0	0	0	0
4425893	AUSTIN	TX		03/15/2017		2,686,102	0	0	0	0	0	0	36,913	36,913	0	0
4425906	SAN ANTONIO	TX		05/31/2023		2,252,199	0	0	0	0	0	0	0	30,186	0	0
4425912	CORPUS CHRISTI	TX		06/09/2017		816,544	0	0	0	0	0	0	53,576	53,576	0	0
4425948	LAREDO	TX		05/31/2023		4,939,650	0	0	0	0	0	0	0	108,055	0	0
4425993	HOUSTON	TX		05/08/2018		1,300,841	0	0	0	0	0	0	15,768	15,768	0	0
4425995	CORPUS CHRISTI	TX		05/31/2023		2,698,254	0	0	0	0	0	0	0	32,735	0	0
4426002	HOUSTON	TX		06/20/2018		2,278,443	0	0	0	0	0	0	47,777	47,777	0	0
4426007	PLANO	TX		07/11/2018		1,462,180	0	0	0	0	0	0	30,377	30,377	0	0
4426035	EL PASO	TX		05/31/2023		6,173,828	0	0	0	0	0	0	0	117,522	0	0
4426047	SAN ANTONIO	TX		01/24/2019		2,974,237	0	0	0	0	0	0	38,710	38,710	0	0
4426048	SAN ANTONIO	TX		05/31/2023		3,477,011	0	0	0	0	0	0	0	64,497	0	0
4426052	SAN ANTONIO	TX		02/21/2019		1,665,079	0	0	0	0	0	0	18,868	18,868	0	0
4426071	DALLAS	TX		04/26/2019		906,605	0	0	0	0	0	0	16,161	16,161	0	0
4426105	SAN ANTONIO	TX		09/18/2019		1,391,590	0	0	0	0	0	0	25,157	25,157	0	0
4426107	BOERNE	TX		05/31/2023		1,496,796	0	0	0	0	0	0	0	27,994	0	0
4426114	EL PASO	TX		11/05/2019		4,899,159	0	0	0	0	0	0	37,813	37,813	0	0
4426120	AUSTIN	TX		12/10/2019		1,760,765	0	0	0	0	0	0	35,992	35,992	0	0
4426135	SAN ANTONIO	TX		03/23/2020		1,402,639	0	0	0	0	0	0	18,404	18,404	0	0

E02.10

STATEMENT AS OF JUNE 30, 2024 OF THE AUGUSTAR LIFE INSURANCE COMPANY

**SCHEDULE B - PART 3**

Showing All Mortgage Loans DISPOSED, Transferred or Repaid During the Current Quarter

1 Loan Number	2 Location		4 Loan Type	5 Date Acquired	6 Disposal Date	7 Book Value/ Recorded Investment Excluding Accrued Interest Prior Year	8 Change in Book Value/Recorded Investment					14 Book Value/ Recorded Investment Excluding Accrued Interest on Disposal	15 Consid- eration	16 Foreign Exchange Gain (Loss) on Disposal	17 Realized Gain (Loss) on Disposal	18 Total Gain (Loss) on Disposal
	2 City	3 State					8 Unrealized Valuation Increase/ (Decrease)	9 Current Year's (Amortization) /Accretion	10 Current Year's Other- Than- Temporary Impairment Recognized	11 Capitalized Deferred Interest and Other	12 Total Change in Book Value (8+9-10+11)					
4426137	SAN MARCOS	TX		05/31/2023		6,460,968	0	0	0	0	0	0	86,027	0	0	0
4426145	AUSTIN	TX		06/18/2020		4,398,847	0	0	0	0	0	47,711	47,711	0	0	0
4426157	LEAGUE CITY	TX		10/16/2020		1,082,991	0	0	0	0	0	8,337	8,337	0	0	0
4426164	BEVERLY HILLS	TX		11/25/2020		2,333,182	0	0	0	0	0	73,317	73,317	0	0	0
4426172	AUSTIN	TX		01/28/2021		1,440,520	0	0	0	0	0	15,061	15,061	0	0	0
4426212	GRAND PRAIRIE	TX		07/13/2021		1,585,691	0	0	0	0	0	24,411	24,411	0	0	0
4426224	SAN ANTONIO	TX		08/11/2021		8,821,182	0	0	0	0	0	138,199	138,199	0	0	0
4426235	AUSTIN	TX		09/21/2021		3,998,565	0	0	0	0	0	27,638	27,638	0	0	0
4426242	SAN MARCOS	TX		10/22/2021		3,628,444	0	0	0	0	0	46,856	46,856	0	0	0
4426247	CONROE	TX		05/31/2023		1,856,857	0	0	0	0	0	18,770	18,770	0	0	0
4426255	SAN ANTONIO	TX		12/14/2021		2,483,655	0	0	0	0	0	46,608	46,608	0	0	0
4426259	SAN ANTONIO	TX		12/17/2021		1,978,146	0	0	0	0	0	37,119	37,119	0	0	0
4426271	AUSTIN	TX		02/23/2022		1,406,476	0	0	0	0	0	13,955	13,955	0	0	0
4426285	NEW BRAUNFELS	TX		05/31/2023		2,194,791	0	0	0	0	0	26,917	26,917	0	0	0
4426309	RICHMOND	TX		08/25/2022		9,261,547	0	0	0	0	0	50,236	50,236	0	0	0
4426352	LAKE JACKSON	TX		03/06/2023		20,821,622	0	0	0	0	0	69,662	69,662	0	0	0
4525762	MURRAY	UT		05/29/2015		253,158	0	0	0	0	0	46,051	46,051	0	0	0
4526004	ST. GEORGE	UT		06/22/2018		304,300	0	0	0	0	0	130,879	130,879	0	0	0
4526113	LINDON	UT		10/28/2019		896,621	0	0	0	0	0	6,963	6,963	0	0	0
4725492	WOODBIDGE	VA		04/06/2011		675,865	0	0	0	0	0	27,356	27,356	0	0	0
4725501	CHARLOTTESVILLE	VA		05/05/2011		2,967,332	0	0	0	0	0	33,621	33,621	0	0	0
4725563	RICHMOND	VA		06/28/2012		1,926,612	0	0	0	0	0	21,814	21,814	0	0	0
4725662	WILLIAMSBURG	VA		11/08/2013		1,958,107	0	0	0	0	0	78,238	78,238	0	0	0
4725693	GREAT FALLS	VA		05/31/2023		2,793,464	0	0	0	0	0	51,908	51,908	0	0	0
4725702	RICHMOND	VA		08/31/2023		1,937,070	0	0	0	0	0	35,656	35,656	0	0	0
4725705	RICHMOND	VA		09/30/2014		132,449	0	0	0	0	0	39,665	39,665	0	0	0
4725733	FALLS CHURCH	VA		12/31/2014		1,361,752	0	0	0	0	0	49,603	49,603	0	0	0
4726006	CHESTER	VA		06/28/2018		4,047,869	0	0	0	0	0	48,901	48,901	0	0	0
4726225	NEWPORT NEWS	VA		08/13/2021		5,900,338	0	0	0	0	0	58,795	58,795	0	0	0
4825710	NEWCASTLE	WA		10/21/2014		3,529,687	0	0	0	0	0	39,437	39,437	0	0	0
4825717	RENTON	WA		11/14/2014		1,913,964	0	0	0	0	0	34,018	34,018	0	0	0
4825760	SPOKANE	WA		05/31/2023		3,645,111	0	0	0	0	0	62,465	62,465	0	0	0
4825825	BELLINGHAM	WA		04/28/2016		1,188,477	0	0	0	0	0	26,021	26,021	0	0	0
4825826	VANCOUVER	WA		04/28/2016		595,103	0	0	0	0	0	12,987	12,987	0	0	0
4826118	KIRKLAND	WA		11/21/2019		872,110	0	0	0	0	0	32,733	32,733	0	0	0
4826190	BONNEY LAKE	WA		05/05/2021		3,971,984	0	0	0	0	0	29,417	29,417	0	0	0
4826197	SPANAWAY	WA		05/19/2021		1,828,241	0	0	0	0	0	18,320	18,320	0	0	0
4826249	ARLINGTON	WA		05/31/2023		7,888,632	0	0	0	0	0	80,112	80,112	0	0	0
4826279	SPOKANE	WA		05/31/2023		4,616,431	0	0	0	0	0	30,351	30,351	0	0	0
4826282	BELLEVUE	WA		04/21/2022		1,379,502	0	0	0	0	0	19,901	19,901	0	0	0
4826300	REDMOND	WA		06/28/2022		3,810,775	0	0	0	0	0	34,887	34,887	0	0	0
4926038	BRIDGEPORT	WV		12/10/2018		3,068,679	0	0	0	0	0	47,116	47,116	0	0	0
5025877	MILWAUKEE	WI		12/28/2016		1,678,593	0	0	0	0	0	44,824	44,824	0	0	0
5025947	MEMONREE FALLS	WI		05/31/2023		5,550,671	0	0	0	0	0	245,481	245,481	0	0	0
5026341	OAK CREEK	WI		01/31/2023		9,288,822	0	0	0	0	0	112,916	112,916	0	0	0
5026343	GREENFIELD	WI		01/31/2023		11,069,574	0	0	0	0	0	134,565	134,565	0	0	0
5026344	HARLAND	WI		01/31/2023		8,085,603	0	0	0	0	0	98,290	98,290	0	0	0
5026383	MILWAUKEE	WI		09/13/2023		13,739,831	0	0	0	0	0	92,747	92,747	0	0	0
5026384	FRANKLIN	WI		09/19/2023		2,586,958	0	0	0	0	0	20,135	20,135	0	0	0
5325587	TURNERSVILLE	NJ		11/30/2012		290,883	0	0	0	0	0	36,072	36,072	0	0	0
5325613	MANCHESTER	NH		04/17/2013		679,552	0	0	0	0	0	53,809	53,809	0	0	0

E02.11

STATEMENT AS OF JUNE 30, 2024 OF THE AUGUSTAR LIFE INSURANCE COMPANY

**SCHEDULE B - PART 3**

Showing All Mortgage Loans DISPOSED, Transferred or Repaid During the Current Quarter

1 Loan Number	2 Location		4 Loan Type	5 Date Acquired	6 Disposal Date	7 Book Value/ Recorded Investment Excluding Accrued Interest Prior Year	8 Change in Book Value/Recorded Investment					14 Book Value/ Recorded Investment Excluding Accrued Interest on Disposal	15 Consid- eration	16 Foreign Exchange Gain (Loss) on Disposal	17 Realized Gain (Loss) on Disposal	18 Total Gain (Loss) on Disposal
	2 City	3 State					8 Unrealized Valuation Increase/ (Decrease)	9 Current Year's (Amortization) /Accretion	10 Current Year's Other- Than- Temporary Impairment Recognized	11 Capitalized Deferred Interest and Other	12 Total Change in Book Value (8+9-10+11)					
5325865	LUBBOCK	TX		05/31/2023		4,651,151	0	0	0	0	0	0	100,655	0	0	0
5326017	MILLEDGEVILLE	GA		05/31/2023		2,136,455	0	0	0	0	0	0	71,260	0	0	0
5326116	VIRGINIA BEACH	VA		05/31/2023		8,182,465	0	0	0	0	0	0	152,648	0	0	0
5326128	COLUMBIA	SC		12/20/2019		2,345,242	0	0	0	0	0	95,814	95,814	0	0	0
5326151	CARTERSVILLE	GA		05/31/2023		6,016,810	0	0	0	0	0	0	100,941	0	0	0
5326167	SCHERTZ	TX		12/03/2020		21,129,181	0	0	0	0	0	354,129	354,129	0	0	0
5326192	FT. WRIGHT	KY		05/13/2021		2,602,533	0	0	0	0	0	42,056	42,056	0	0	0
5326377	COVINGTON	GA		09/01/2023		13,905,319	0	0	0	0	0	0	149,135	0	0	0
RES000000067	CHESAPEAKE	VA		04/02/2024		0	0	11,735	0	0	(11,735)	807	807	0	0	0
RES000000069	UPPER DARBY	PA		04/02/2024		0	0	(1,680)	0	0	(1,680)	113	113	0	0	0
RES000000071	FERNANDINA BEACH	FL		04/02/2024		0	0	0	0	0	0	329	329	0	0	0
RES000000074	GALVESTON	TX		03/28/2024		0	0	(4,789)	0	0	(4,789)	261	261	0	0	0
RES000000075	WILDWOOD CREST	NJ		03/28/2024		0	0	(4,500)	0	0	(4,500)	126	126	0	0	0
RES000000076	LOS ANGELES	CA		03/27/2024		0	0	(6,576)	0	0	(6,576)	289	289	0	0	0
RES000000086	VASS	NC		03/28/2024		0	0	(2,650)	0	0	(2,650)	148	148	0	0	0
RES000000087	TOLLESON	AZ		03/25/2024		0	0	(5,706)	0	0	(5,706)	222	222	0	0	0
RES000000088	PALM COAST	FL		03/29/2024		0	0	0	0	0	0	358	358	0	0	0
RES000000089	MESA	AZ		03/25/2024		0	0	(4,864)	0	0	(4,864)	231	231	0	0	0
RES000000090	DAYTON	NV		03/29/2024		0	0	(7,549)	0	0	(7,549)	293	293	0	0	0
RES000000091	BOCA RATON	FL		03/28/2024		0	0	(4,713)	0	0	(4,713)	233	233	0	0	0
RES000000092	GAINESVILLE	FL		03/26/2024		0	0	(1,949)	0	0	(1,949)	82	82	0	0	0
RES000000093	SARASOTA	FL		03/26/2024		0	0	(12,045)	0	0	(12,045)	1,170	1,170	0	0	0
RES000000094	LARGO	FL		03/29/2024		0	0	(1,949)	0	0	(1,949)	77	77	0	0	0
RES000000095	NEWARK	OH		03/27/2024		0	0	(2,630)	0	0	(2,630)	99	99	0	0	0
RES000000096	LAKEWOOD	WA		03/22/2024		0	0	(7,227)	0	0	(7,227)	403	403	0	0	0
RES000000097	WILMINGTON	OH		03/19/2024		0	0	(3,828)	0	0	(3,828)	400	400	0	0	0
RES000000098	OCEAN CITY	MD		03/28/2024		0	0	(3,209)	0	0	(3,209)	283	283	0	0	0
RES000000099	CHESTER	PA		03/22/2024		0	0	0	0	0	0	168	168	0	0	0
RES000000100	GREENWOOD	SC		03/25/2024		0	0	0	0	0	0	90	90	0	0	0
RES000000101	ORANGE PARK	FL		03/25/2024		0	0	0	0	0	0	170	170	0	0	0
RES000000102	SAN CLEMENTE	CA		03/25/2024		0	0	(22,793)	0	0	(22,793)	1,267	1,267	0	0	0
RES000000103	TRACY	CA		03/25/2024		0	0	(12,400)	0	0	(12,400)	6,748	6,748	0	0	0
RES000000104	SARASOTE	FL		03/29/2024		0	0	(2,617)	0	0	(2,617)	94	94	0	0	0
RES000000105	LEHIGH ACRES	FL		03/29/2024		0	0	(4,651)	0	0	(4,651)	540	540	0	0	0
RES000000106	OCALA	FL		03/22/2024		0	0	(2,777)	0	0	(2,777)	117	117	0	0	0
RES000000107	UKIAH	CA		03/27/2024		0	0	(3,925)	0	0	(3,925)	209	209	0	0	0
RES000000108	HURRICANE	UT		03/28/2024		0	0	(16,714)	0	0	(16,714)	2,753	2,753	0	0	0
RES000000109	RICHMOND	TX		03/28/2024		0	0	(3,519)	0	0	(3,519)	187	187	0	0	0
RES000000110	HEREFORD	AZ		03/27/2024		0	0	(4,720)	0	0	(4,720)	512	512	0	0	0
RES000000111	WASHINGTON	DC		03/29/2024		0	0	(14,956)	0	0	(14,956)	868	868	0	0	0
RES000000112	CANTON	GA		03/29/2024		0	0	(6,021)	0	0	(6,021)	736	736	0	0	0
RES000000115	OCALA	FL		04/01/2024		0	0	0	0	0	0	201	201	0	0	0
RES000000116	WESTFIELD	NJ		03/28/2024		0	0	(10,438)	0	0	(10,438)	421	421	0	0	0
RES000000121	FRANKLIN	GA		04/01/2024		0	0	(5,886)	0	0	(5,886)	196	196	0	0	0
RES000000138	WEST WARWICK	RI		05/09/2024		0	0	(1,265)	0	0	(1,265)	61	61	0	0	0
RES000000139	LEWIS	DE		03/15/2024		0	0	(7,214)	0	0	(7,214)	194	194	0	0	0
RES000000140	FORT PIERCE	FL		03/22/2024		0	0	(20,585)	0	0	(20,585)	305	305	0	0	0
RES000000141	MEMPHIS	TN		04/08/2024		0	0	(3,000)	0	114	(3,000)	114	114	0	0	0
RES000000148	AUSTIN	TX		04/19/2024		0	0	(1,764)	0	0	(1,764)	118	118	0	0	0
RES000000149	PFLUGERVILLE	TX		04/19/2024		0	0	(3,148)	0	0	(3,148)	174	174	0	0	0
RES000000170	ALVARADO	TX		04/29/2024		0	0	(4,352)	0	0	(4,352)	291	291	0	0	0

E02.12

STATEMENT AS OF JUNE 30, 2024 OF THE AUGUSTAR LIFE INSURANCE COMPANY

**SCHEDULE B - PART 3**

Showing All Mortgage Loans DISPOSED, Transferred or Repaid During the Current Quarter

1 Loan Number	2 Location		4 Loan Type	5 Date Acquired	6 Disposal Date	7 Book Value/ Recorded Investment Excluding Accrued Interest Prior Year	8 Change in Book Value/Recorded Investment					14 Book Value/ Recorded Investment Excluding Accrued Interest on Disposal	15 Consid- eration	16 Foreign Exchange Gain (Loss) on Disposal	17 Realized Gain (Loss) on Disposal	18 Total Gain (Loss) on Disposal	
	2 City	3 State					8 Unrealized Valuation Increase/ (Decrease)	9 Current Year's (Amortization) /Accretion	10 Current Year's Other- Than- Temporary Impairment Recognized	11 Capitalized Deferred Interest and Other	12 Total Change in Book Value (8+9-10+11)						13 Total Foreign Exchange Change in Book Value
RES00000171	NORTH MYRTLE BEACH	SC		04/25/2024		0	0	(1,307)	0	0	0	(1,307)	0	110	110	0	0
RES03000014	LITCHFIELD PARK	AZ		02/27/2024		0	0	0	0	0	0	0	0	558	558	0	0
RES04000031	LITTLE ROCK	AR		03/16/2024		0	0	(6,848)	0	0	0	(6,848)	0	237	237	0	0
RES05000012	OCEANO	CA		02/29/2024		0	0	0	0	0	0	0	0	249	249	0	0
RES05000032	BURBANK	CA		03/16/2024		0	0	(7,505)	0	0	0	(7,505)	0	424	424	0	0
RES05000037	PERRIS	CA		03/16/2024		0	0	0	0	0	0	0	0	225	225	0	0
RES05000060	LYNWOOD	CA		03/26/2024		0	0	(4,194)	0	0	0	(4,194)	0	458	458	0	0
RES08000040	DOVER	DE		03/16/2024		0	0	0	0	0	0	0	0	137	137	0	0
RES10000003	PONCE INLET	FL		02/28/2024		0	0	0	0	0	0	0	0	1,433	1,433	0	0
RES10000004	ORLANDO	FL		02/29/2024		0	0	0	0	0	0	0	0	368	368	0	0
RES10000005	HOMESTEAD	FL		02/26/2024		0	0	0	0	0	0	0	0	492	492	0	0
RES10000006	DORAL	FL		02/29/2024		0	0	0	0	0	0	0	0	344	344	0	0
RES10000007	MIAMI	FL		03/01/2024		0	0	0	0	0	0	0	0	306	306	0	0
RES10000030	VENICE	FL		03/16/2024		0	0	0	0	0	0	0	0	175	175	0	0
RES10000034	PORT SAINT LUCIE	FL		03/16/2024		0	0	0	0	0	0	0	0	314	314	0	0
RES10000038	TAMPA	FL		03/16/2024		0	0	(956)	0	0	0	(956)	0	292	292	0	0
RES10000039	SEFFNER	FL		03/16/2024		0	0	(3,806)	0	0	0	(3,806)	0	448	448	0	0
RES10000044	PALM BEACH GARDENS	FL		03/16/2024		0	0	(9,700)	0	0	0	(9,700)	0	499	499	0	0
RES10000054	EDGEWATER	FL		03/26/2024		0	0	(3,155)	0	0	0	(3,155)	0	178	178	0	0
RES10000057	LAKELAND	FL		03/26/2024		0	0	(3,771)	0	0	0	(3,771)	0	2,967	2,967	0	0
RES10000061	FORT LAUDERDALE	FL		03/26/2024		0	0	(6,718)	0	0	0	(6,718)	0	306	306	0	0
RES10000062	MIAMI	FL		03/26/2024		0	0	(1,816)	0	0	0	(1,816)	0	80	80	0	0
RES10000065	LAKEWOOD RANCH	FL		04/11/2024		0	0	(18,950)	0	0	0	(18,950)	0	1,511	1,511	0	0
RES10000066	LYNN HAVEN	FL		04/11/2024		0	0	(2,285)	0	0	0	(2,285)	0	157	157	0	0
RES10000068	PONTE VEDRA	FL		04/11/2024		0	0	(4,553)	0	0	0	(4,553)	0	206	206	0	0
RES11000002	POOLER	GA		02/26/2024		0	0	0	0	0	0	0	0	336	336	0	0
RES11000036	BROOKHAVEN	GA		03/16/2024		0	0	(14,283)	0	0	0	(14,283)	0	762	762	0	0
RES11000041	GOOD HOPE	GA		03/16/2024		0	0	(3,860)	0	0	0	(3,860)	0	205	205	0	0
RES11000042	ATLANTA	GA		03/16/2024		0	0	(6,231)	0	0	0	(6,231)	0	243	243	0	0
RES11000055	ATLANTA	GA		03/26/2024		0	0	(6,626)	0	0	0	(6,626)	0	303	303	0	0
RES16000033	LAKE PARK	IA		03/16/2024		0	0	(2,434)	0	0	0	(2,434)	0	91	91	0	0
RES19000043	METAIRIE	LA		03/16/2024		0	0	(1,902)	0	0	0	(1,902)	0	94	94	0	0
RES21000059	PERRY HALL	MD		03/26/2024		0	0	(2,923)	0	0	0	(2,923)	0	472	472	0	0
RES38000013	JACKSONVILLE	OR		02/23/2024		0	0	0	0	0	0	0	0	289	289	0	0
RES41000072	LANDRUM	SC		04/11/2024		0	0	(11,198)	0	0	0	(11,198)	0	491	491	0	0
RES43000056	HARROGATE	TN		03/26/2024		0	0	(1,642)	0	0	0	(1,642)	0	89	89	0	0
RES44000008	MCKINNEY	TX		02/28/2024		0	0	0	0	0	0	0	0	369	369	0	0
RES44000010	CYPRESS	TX		02/28/2024		0	0	0	0	0	0	0	0	632	632	0	0
RES44000011	ROCKPORT	TX		02/29/2024		0	0	0	0	0	0	0	0	149	149	0	0
RES44000035	HOUSTON	TX		03/16/2024		0	0	(2,189)	0	0	0	(2,189)	0	132	132	0	0
RES44000049	EULESS	TX		03/26/2024		0	0	(2,921)	0	0	0	(2,921)	0	152	152	0	0
RES44000050	ODESSA	TX		03/26/2024		0	0	(3,935)	0	0	0	(3,935)	0	265	265	0	0
RES44000051	SUGAR LAND	TX		03/26/2024		0	0	(1,420)	0	0	0	(1,420)	0	176	176	0	0
RES44000052	SAN ANTONIO	TX		03/26/2024		0	0	(5,949)	0	0	0	(5,949)	0	281	281	0	0
RES44000053	MERCEDES	TX		03/26/2024		0	0	(1,813)	0	0	0	(1,813)	0	140	140	0	0
RES44000070	ROCKPORT	TX		04/11/2024		0	0	(2,365)	0	0	0	(2,365)	0	89	89	0	0
RES47000001	ASHBURN	VA		02/26/2024		0	0	0	0	0	0	0	0	768	768	0	0
RES47000058	VIRGINIA BEACH	VA		03/26/2024		0	0	(2,419)	0	0	0	(2,419)	0	94	94	0	0
029999. Mortgages with partial repayments						1,196,198,223	0	(389,416)	0	0	0	(389,416)	0	11,878,699	18,689,912	0	0
059999 - Totals						1,203,884,042	0	(389,416)	0	0	0	(389,416)	0	19,290,151	26,101,364	0	0

E02.13

STATEMENT AS OF JUNE 30, 2024 OF THE AUGUSTAR LIFE INSURANCE COMPANY

**SCHEDULE BA - PART 2**

Showing Other Long-Term Invested Assets ACQUIRED AND ADDITIONS MADE During the Current Quarter

1 CUSIP Identification	2 Name or Description	3 Location		5 Name of Vendor or General Partner	6 NAIC Designation, NAIC Designation Modifier and SVO Admini- strative Symbol	7 Date Originally Acquired	8 Type and Strategy	9 Actual Cost at Time of Acquisition	10 Additional Investment Made After Acquisition	11 Amount of Encumbrances	12 Commitment for Additional Investment	13 Percentage of Ownership	
		City	State										
000000-00-0	GDLC Feeder Fund LP	Wilmington	DE	Golub Onshore GP 3, LLC		06/22/2023	1	0	1,260,000	0	3,465,000	0.900	
000000-00-0	Ironwood Capital Partners V Feeder LP	Wilmington	DE	Ironwood Capital Management V LLC		08/18/2022	1	0	131,844	0	959,836	0.940	
000000-00-0	PineBridge Private Credit III Parallel LP	Wilmington	DE	PineBridge Private Credit III GP LP		09/22/2023	1	0	366,132	0	4,889,677	0.800	
<b>1799999. Joint Venture Interests - Fixed Income - NAIC Designation Not Assigned by the SVO - Unaffiliated</b>									0	1,757,976	0	9,314,513	XXX
000000-00-0	Blue Owl GP Stakes V US Investors LP (FKA Dyal V US Investors LP)	Newark	DE	Blue Owl GP Stakes V US Investors LP (FKA Dyal V US Investors LP)		12/31/2021	1	0	1,575,000	0	10,587,444	1.290	
000000-00-0	Strategic Partners IX LP	Wilmington	DE	Strategic Partners Fund Solutions Associates IX LP		09/30/2022	1	0	630,383	0	16,312,990	0.016	
000000-00-0	Clayton, Dubilier & Rice Fund XII LP			CD&R Investment Associates XII, Ltd		02/07/2024	1	0	2,266,450	0	15,826,096	0.072	
000000-00-0	EDP Credit Strategies Fund - B, L.P.	Wilmington	DE	EDP Credit Strategies Fund - B GP, LLC		05/20/2024	1	19,973,369	9,846,397	0	45,180,234	100.000	
000000-00-0	HarbourVest Partners Co-Investment Fund VI LP	Wilmington	DE	HarbourVest Partners Co-Investment Fund VI LP		09/30/2022	1	0	1,000,000	0	3,000,000	0.539	
000000-00-0	Stepstone Capital Partners V LP	Wilmington	DE	StepStone Capital V (GP), LLC		07/05/2022	1	0	2,361,702	0	13,039,423	1.060	
000000-00-0	The Resolute Fund VI, LP	Wilmington	DE	Resolute Fund Partners VI, LP		03/01/2024	1	0	49,487	0	13,000,700	0.219	
<b>1999999. Joint Venture Interests - Common Stock - Unaffiliated</b>									19,973,369	17,729,419	0	116,946,887	XXX
<b>6099999. Total - Unaffiliated</b>									19,973,369	19,487,395	0	126,261,400	XXX
<b>6199999. Total - Affiliated</b>									0	0	0	0	XXX
<b>6299999 - Totals</b>									19,973,369	19,487,395	0	126,261,400	XXX

**SCHEDULE BA - PART 3**

Showing Other Long-Term Invested Assets DISPOSED, Transferred or Repaid During the Current Quarter

1 CUSIP Identification	2 Name or Description	3 Location		5 Name of Purchaser or Nature of Disposal	6 Date Originally Acquired	7 Disposal Date	8 Book/ Adjusted Carrying Value Less Encum- brances, Prior Year	9 Change in Book/Adjusted Carrying Value						15 Book/ Adjusted Carrying Value Less Encum- brances on Disposal	16 Consid- eration	17 Foreign Exchange Gain (Loss) on Disposal	18 Realized Gain (Loss) on Disposal	19 Total Gain (Loss) on Disposal	20 Invest- ment Income
		City	State					9 Unrealized Valuation Increase/ (De- crease)	10 Current Year's (Depre- ciation) or (Amorti- zation)/ Accretion	11 Current Year's Other Than Temporary Impair- ment Recog- nized	12 Capital- ized Deferred Interest and Other	13 Total Change in Book/ Adjusted Carrying Value (9+10- 11+12)	14 Total Foreign Exchange Change in Book/ Adjusted Carrying Value						
000000-00-0	PineBridge Private Credit III Parallel LP	Wilmington	DE	Capital Distribution	09/22/2023	05/01/2024	760	0	0	0	0	0	0	760	760	0	0	0	0
000000-00-0	PineBridge Private Credit III Parallel LP	Wilmington	DE	Capital Distribution	09/22/2023	06/21/2024	411	0	0	0	0	0	0	411	411	0	0	0	0
<b>1799999. Joint Venture Interests - Fixed Income - NAIC Designation Not Assigned by the SVO - Unaffiliated</b>								1,171	0	0	0	0	0	1,171	1,171	0	0	0	0
000000-00-0	Blue Owl GP Stakes V US Investors LP (FKA Dyal V US Investors LP)	Newark	DE	Capital Distribution	12/31/2021	06/14/2024	88,991	0	0	0	0	0	88,991	33,799	0	0	0	55,192	
000000-00-0	Stepstone Capital Partners V LP	Wilmington	DE	Capital Distribution	07/05/2022	05/24/2024	58,994	0	0	0	0	0	58,994	27,315	0	0	0	31,679	
<b>1999999. Joint Venture Interests - Common Stock - Unaffiliated</b>								147,985	0	0	0	0	0	147,985	61,114	0	0	0	86,871
86773#-10-0	Sunrise Captive Re, LLC	Cincinnati	OH	Return of Capital	12/31/2018	06/30/2024	104,247,346	0	0	0	0	0	104,247,346	104,247,346	0	0	0	0	
<b>2099999. Joint Venture Interests - Common Stock - Affiliated</b>								104,247,346	0	0	0	0	0	104,247,346	104,247,346	0	0	0	0
000000-00-0	VOYA CMLF LP Private Equity	Wilmington	DE	Capital Distribution	09/29/2023	04/30/2024	555,192	0	0	0	0	0	555,192	555,192	0	0	0	0	
000000-00-0	VOYA CMLF LP Private Equity	Wilmington	DE	Income Recognition	09/29/2023	04/01/2024	(528,865)	0	0	0	0	0	(528,865)	(528,865)	0	0	0	528,865	
000000-00-0	VOYA CMLF LP Private Equity	Wilmington	DE	Income Recognition	09/29/2023	04/30/2024	(414,852)	0	0	0	0	0	(414,852)	(414,852)	0	0	0	414,852	
<b>2399999. Joint Venture Interests - Mortgage Loans - Unaffiliated</b>								(388,525)	0	0	0	0	0	(388,525)	(388,525)	0	0	0	943,717
<b>6099999. Total - Unaffiliated</b>								(239,370)	0	0	0	0	0	(239,370)	(326,240)	0	0	0	1,030,588
<b>6199999. Total - Affiliated</b>								104,247,346	0	0	0	0	0	104,247,346	104,247,346	0	0	0	0
<b>6299999 - Totals</b>								104,007,976	0	0	0	0	0	104,007,976	103,921,106	0	0	0	1,030,588



STATEMENT AS OF JUNE 30, 2024 OF THE AUGUSTAR LIFE INSURANCE COMPANY

**SCHEDULE D - PART 3**

Show All Long-Term Bonds and Stock Acquired During the Current Quarter

1	2	3	4	5	6	7	8	9	10
CUSIP Identification	Description	Foreign	Date Acquired	Name of Vendor	Number of Shares of Stock	Actual Cost	Par Value	Paid for Accrued Interest and Dividends	NAIC Designation, NAIC Designation Modifier and SVO Administrative Symbol
912810-TZ-1	US TREAS BOND 4.500% 02/15/44		05/20/2024	Various		725,882,813	750,000,000	5,739,354	1.A
912810-UB-2	US TREAS BOND TREASURIES 4.625% 05/15/44		06/10/2024	Various		148,062,500	150,000,000	370,754	1.A
91282C-JZ-5	US TREASURY N/B 4.000% 02/15/34		04/10/2024	BNP Paribas		71,695,313	75,000,000	461,538	1.A
<b>0109999999. Subtotal - Bonds - U.S. Governments</b>						<b>945,640,626</b>	<b>975,000,000</b>	<b>6,571,646</b>	<b>XXX</b>
000000-00-0	ASIF Funding I-Term Loan Private Debt 7.924% 07/26/28		05/23/2024	Societe Generale		18,750,000	18,750,000	0	1.F FE
000000-00-0	ASIF Funding I-Term Loan Private Debt-Revolver 7.924% 07/26/28		06/14/2024	Societe Generale		14,835,165	14,835,165	0	1.F FE
000000-00-0	Jefferies Credit Partners BDC 8.038% 12/07/28		06/28/2024	J P Morgan & Co		55,397,135	55,397,135	0	1.F FE
000000-00-0	Ares Ivy Hill XIX Pvt Credit 7.665% 12/20/26		05/22/2024	J P Morgan & Co		72,859,854	72,859,854	0	1.F FE
000000-00-0	Ares Ivy Hill XIX Pvt Credit 7.665% 12/20/26		05/07/2024	J P Morgan & Co		2,774,765	2,774,765	0	1.F FE
037446-AA-1	AP Moon Holdings LLC Senior Secured Notes 7.125% 06/20/49		06/18/2024	alterDomus		10,000,000	10,000,000	0	1.G PL
12511W-AC-0	CCSB Unitranch Partners SPV 7.892% 11/10/26		06/13/2024	J P Morgan & Co		36,797,505	36,797,505	0	1.E FE
31614C-AB-2	Fidelity Direct Lending Fund I 8.148% 02/25/27		04/25/2024	J P Morgan & Co		21,720,000	21,720,000	0	1.E PL
362096-AA-9	GDLC FEEDER FUND, L.P. 8.850% 07/01/31		06/24/2024	Direct		2,940,000	2,940,000	0	2.C PL
46331#-AA-7	IRONWOOD CAPITAL PARTNERS V NOTE 5.000% 08/31/36		05/15/2024	Direct		1,186,598	1,186,598	0	2.A PL
46331#-AA-7	IRONWOOD CAPITAL PARTNERS V NOTE 5.000% 08/31/36		04/30/2024	Interest Capitalization		87,434	87,434	0	2.A PL
64755B-AA-6	NEW MOUNTAIN GUARDIAN IV NMRF 2024-1A A 8.072% 04/05/37		05/20/2024	Wells Fargo Securities		25,000,000	25,000,000	0	1.D FE
72305*-AA-9	PineBridge Private Credit III Note A 3.250% 08/31/32		05/23/2024	Direct		1,005,589	1,005,589	0	1.G PL
72305*-AB-7	PineBridge Private Credit III Note B 4.750% 08/31/32		05/23/2024	Direct		457,086	457,086	0	2.C PL
836160-AA-2	SOLP 7a Trust 2024-FBC1 A 8.725% 03/25/49		06/07/2024	Goldman Sachs & Co		25,000,000	25,000,000	0	2.A PL
35138C-AD-6	Fox Hedge LP Class A 6.050% 11/28/64	D.	06/26/2024	Deutsche Bank Securities		5,000,000	5,000,000	0	1.E FE
35138C-AE-4	Fox Hedge LP Class B 8.336% 11/28/64	D.	06/26/2024	Deutsche Bank Securities		5,000,000	5,000,000	0	1.G FE
62964#-AA-7	AP Grange Holding LLC Senior Secured Notes Tranche A 6.500% 03/20/45	D.	06/10/2024	alterDomus		30,000,000	30,000,000	0	1.G PL
<b>1109999999. Subtotal - Bonds - Industrial and Miscellaneous (Unaffiliated)</b>						<b>328,811,131</b>	<b>328,811,131</b>	<b>0</b>	<b>XXX</b>
<b>2509999997. Total - Bonds - Part 3</b>						<b>1,274,451,757</b>	<b>1,303,811,131</b>	<b>6,571,646</b>	<b>XXX</b>
<b>2509999998. Total - Bonds - Part 5</b>						<b>XXX</b>	<b>XXX</b>	<b>XXX</b>	<b>XXX</b>
<b>2509999999. Total - Bonds</b>						<b>1,274,451,757</b>	<b>1,303,811,131</b>	<b>6,571,646</b>	<b>XXX</b>
<b>4509999997. Total - Preferred Stocks - Part 3</b>						<b>0</b>	<b>XXX</b>	<b>0</b>	<b>XXX</b>
<b>4509999998. Total - Preferred Stocks - Part 5</b>						<b>XXX</b>	<b>XXX</b>	<b>XXX</b>	<b>XXX</b>
<b>4509999999. Total - Preferred Stocks</b>						<b>0</b>	<b>XXX</b>	<b>0</b>	<b>XXX</b>
000000-00-0	FEDERAL HOME LOAN BANK - CINTI		04/26/2024	Direct	6,748,000	674,800	674,800	0	XXX
<b>5029999999. Subtotal - Common Stocks - Industrial and Miscellaneous (Unaffiliated) Other</b>						<b>674,800</b>	<b>XXX</b>	<b>0</b>	<b>XXX</b>
<b>5989999997. Total - Common Stocks - Part 3</b>						<b>674,800</b>	<b>XXX</b>	<b>0</b>	<b>XXX</b>
<b>5989999998. Total - Common Stocks - Part 5</b>						<b>XXX</b>	<b>XXX</b>	<b>XXX</b>	<b>XXX</b>
<b>5989999999. Total - Common Stocks</b>						<b>674,800</b>	<b>XXX</b>	<b>0</b>	<b>XXX</b>
<b>5999999999. Total - Preferred and Common Stocks</b>						<b>674,800</b>	<b>XXX</b>	<b>0</b>	<b>XXX</b>
<b>6009999999 - Totals</b>						<b>1,275,126,557</b>	<b>1,303,811,131</b>	<b>6,571,646</b>	<b>XXX</b>

E04

STATEMENT AS OF JUNE 30, 2024 OF THE AUGUSTAR LIFE INSURANCE COMPANY

**SCHEDULE D - PART 4**

Show All Long-Term Bonds and Stock Sold, Redeemed or Otherwise Disposed of During the Current Quarter

1	2	3	4	5	6	7	8	9	10	Change In Book/Adjusted Carrying Value					16	17	18	19	20	21	22
										11	12	13	14	15							
CUSIP Identification	Description	Foreign	Disposal Date	Name of Purchaser	Number of Shares of Stock	Consideration	Par Value	Actual Cost	Prior Year Book/Adjusted Carrying Value	Unrealized Valuation Increase/(Decrease)	Current Year's (Amortization)/Accretion	Current Year's Other Than Temporary Impairment Recognized	Total Change in Book/Adjusted Carrying Value (11 + 12 - 13)	Total Foreign Exchange Change in Book /Adjusted Carrying Value	Book/Adjusted Carrying Value at Disposal Date	Foreign Exchange Gain (Loss) on Disposal	Realized Gain (Loss) on Disposal	Total Gain (Loss) on Disposal	Bond Interest/Stock Dividends Received During Year	Stated Contractual Maturity Date	NAIC Designation, NAIC Designation Modifier and SVO Administrative Symbol
..36194N-LU-1	GNMA AU1239 2.850% 07/01/33		06/01/2024	Paydown		83,535	83,535	83,952	83,737	0	(202)	0	(202)	0	83,535	0	0	0	992	07/01/2033	1.A
..36194S-PD-4	GNMA AU4920 3.020% 09/15/41		06/15/2024	Paydown		49,581	49,581	50,495	50,039	0	(458)	0	(458)	0	49,581	0	0	0	598	09/15/2041	1.A
..36197J-ZL-2	GNMA GN AZ6147 3.940% 03/15/37		06/01/2024	Paydown		53,835	53,835	55,753	54,696	0	(861)	0	(861)	0	53,835	0	0	0	848	03/15/2037	1.A
..36235*-AB-7	CANTON LEASE FINANCE TRUST-GSA US GOVT LEASE BACKED CERT 4.730% 06/15/30		06/15/2024	Redemption 100.0000		72,489	72,489	72,489	72,489	0	0	0	0	0	72,489	0	0	0	1,429	06/15/2030	1.A
..38373M-2F-6	GNMA 2008-80 IO 2.242% 04/16/50		06/01/2024	Paydown		0	0	0	961	0	(912)	0	(912)	0	0	0	0	0	129	04/16/2050	1.A
..38375C-BD-1	GNMA 2012-57 DA 5.346% 04/20/42		06/01/2024	Paydown		18,851	18,851	20,630	19,782	0	(932)	0	(932)	0	18,851	0	0	0	418	04/20/2042	1.A
..38376G-2H-2	GNMA 2011-92 C 3.725% 04/16/52		06/01/2024	Paydown		44,361	44,361	43,773	44,157	0	204	0	204	0	44,361	0	0	0	689	04/16/2052	1.A
..38376G-ZC-7	GNMA 2010-161 C 4.620% 10/16/44		06/01/2024	Paydown		34,669	34,669	36,273	34,669	0	0	0	0	0	34,669	0	0	0	668	10/16/2044	1.A
..38377G-S7-5	GNMA 2010-89 PD 4.000% 07/20/40		06/01/2024	Paydown		39,088	39,088	41,286	39,214	0	(127)	0	(127)	0	39,088	0	0	0	649	07/20/2040	1.A
..38378N-F3-2	GNMA 2014-50 C 3.400% 02/16/47		06/01/2024	Paydown		93,274	93,274	96,510	93,523	0	(248)	0	(248)	0	93,274	0	0	0	1,322	02/16/2047	1.A
..38378N-KA-0	GNMA 2013-173 VB 3.500% 10/16/33		06/01/2024	Paydown		71,594	71,594	71,594	71,594	0	0	0	0	0	71,594	0	0	0	1,045	10/16/2033	1.A
..38378X-6B-2	GNMA 2015-5 KV 3.250% 05/16/42		06/01/2024	Paydown		53,755	53,755	54,158	53,794	0	(39)	0	(39)	0	53,755	0	0	0	698	05/16/2042	1.A
..38383W-BP-0	GNMA 2023-24 N 4.500% 12/20/51		06/01/2024	Paydown		403,806	403,806	384,609	384,921	0	18,885	0	18,885	0	403,806	0	0	0	7,473	12/20/2051	1.A
..38383X-2F-5	GNMA 2023-56 DJ 4.500% 02/20/52		06/01/2024	Paydown		459,810	459,810	431,287	432,184	0	27,626	0	27,626	0	459,810	0	0	0	8,681	02/20/2052	1.A
..38383Y-CS-9	GNMA 2022-138 E 4.000% 08/20/52		06/01/2024	Paydown		511,452	511,452	481,964	483,079	0	28,373	0	28,373	0	511,452	0	0	0	8,557	08/20/2052	1.A
..38383Y-O9-6	GNMA 2022-151 AP 4.500% 03/20/51		06/01/2024	Paydown		431,074	431,074	404,873	405,449	0	25,625	0	25,625	0	431,074	0	0	0	7,873	03/20/2051	1.A
..912810-TZ-1	US TREAS BOND 4.500% 02/15/44		05/15/2024	Various		147,289,063	150,000,000	141,968,750	0	0	13,271	0	13,271	0	141,982,021	0	5,307,042	5,307,042	1,638,049	02/15/2044	1. FE
..912810-LB-2	US TREAS BOND TREASURIES 4.625% 05/15/44		05/30/2024	Goldman Sachs & Co Deutsche Bank Securities		49,082,031	50,000,000	48,710,938	0	0	0	0	0	0	48,710,938	0	371,094	371,094	100,543	05/15/2044	1. FE
..912810-LB-2	US TREAS BOND TREASURIES 4.625% 05/15/44		06/03/2024			49,992,188	50,000,000	49,679,688	0	0	83	0	83	0	49,679,770	0	312,417	312,417	125,679	05/15/2044	1.A
0109999999. Subtotal - Bonds - U.S. Governments						248,784,456	252,421,174	242,689,983	2,324,239	0	110,288	0	110,288	0	242,793,903	0	5,990,553	5,990,553	1,906,340	XXX	XXX
..040654-YD-1	ARIZONA ST TRANSPRTN BRD HIGHW TRANSPORTATION 3.166% 07/01/38		06/17/2024	J P Morgan & Co Redemption 100.0000		4,238,166	5,160,000	5,160,000	5,160,000	0	0	0	0	0	5,160,000	0	(921,834)	(921,834)	157,466	07/01/2038	1.B FE
..19647P-BQ-5	COLORADO ST HSG FIN AUTH MF HS 3.400% 11/01/45		06/01/2024			14,653	14,653	14,653	14,653	0	0	0	0	0	14,653	0	0	0	208	11/01/2045	1.A FE
..19647P-BS-1	COLORADO ST HSG FIN AUTH MF HS 3.850% 07/01/57		05/01/2024	Various		7,831	7,831	7,831	7,831	0	0	0	0	0	7,831	0	0	0	108	07/01/2057	1.A FE
..219764-SF-5	CORONA-NORCO CA UNIF SCH DIST SCHOOL DISTRICT 3.191% 08/01/39		06/17/2024	J P Morgan & Co		3,186,044	3,970,000	3,970,000	3,970,000	0	0	0	0	0	3,970,000	0	(783,956)	(783,956)	111,551	08/01/2039	1.D FE
..249182-PY-6	DENVER CITY & CNTY CO ARPT REV AIRPORT 2.867% 11/15/37		06/17/2024	Various Redemption 100.0000		2,587,881	3,290,000	3,290,000	3,290,000	0	0	0	0	0	3,290,000	0	(702,119)	(702,119)	55,809	11/15/2037	1.D FE
..25477P-NF-8	DIST OF COLUMBIA HSG FIN AGY 2014-A A 3.875% 06/15/45		06/01/2024			13,563	13,563	13,563	13,563	0	0	0	0	0	13,563	0	0	0	175	06/15/2045	1.B FE
..34074M-ND-9	FLORIDA ST HSG FIN CORP REV 2016 Series 1 3.125% 07/01/37		06/01/2024			24,891	24,891	24,891	24,891	0	0	0	0	0	24,891	0	0	0	264	07/01/2037	1.A FE
..376087-GL-0	GILROY CA UNIF SCH DIST SCHOOL DISTRICT 3.214% 08/01/39		06/17/2024	Various Redemption 100.0000		2,439,990	3,000,000	3,000,000	3,000,000	0	0	0	0	0	3,000,000	0	(560,010)	(560,010)	84,903	08/01/2039	1.D FE
..38122N-B7-6	GOLDEN ST TOBACCO SECURITIZATI 3.000% 06/01/46		06/01/2024			410,000	410,000	410,000	410,000	0	0	0	0	0	410,000	0	0	0	6,150	06/01/2046	1.D FE
..419818-HM-4	HAWAII HOUSING 2013 SERIES A 2.600% 07/01/37		06/01/2024			14,103	14,103	13,072	13,423	0	14	0	14	0	13,437	0	666	666	153	07/01/2037	1.B FE
..462590-MH-0	IOWA ST STUDENT LOAN LIQUIDITY STUDENT LOAN 2.989% 12/01/39		06/01/2024			30,000	30,000	30,000	30,000	0	0	0	0	0	30,000	0	0	0	448	12/01/2039	1.C FE
..47659#-AA-9	JERSEY CITY, NEW JERSEY CTL 3.600% 09/15/52		06/15/2024	Various		4,847	4,847	4,890	4,885	0	(1)	0	(1)	0	4,884	0	(37)	(37)	73	09/15/2052	1.D
..490728-C3-4	KENT OH ST UNIV REVENUES HIGHER EDUCATION 3.333% 05/01/40		06/17/2024	RW Baird		5,087,682	6,360,000	6,360,000	6,360,000	0	0	0	0	0	6,360,000	0	(1,272,318)	(1,272,318)	133,664	05/01/2040	1.D FE

E05

STATEMENT AS OF JUNE 30, 2024 OF THE AUGUSTAR LIFE INSURANCE COMPANY

**SCHEDULE D - PART 4**

Show All Long-Term Bonds and Stock Sold, Redeemed or Otherwise Disposed of During the Current Quarter

1	2	3	4	5	6	7	8	9	10	Change In Book/Adjusted Carrying Value					16	17	18	19	20	21	22
										11	12	13	14	15							
CUSIP Identification	Description	For- eign	Disposal Date	Name of Purchaser	Number of Shares of Stock	Consid- eration	Par Value	Actual Cost	Prior Year Book/ Adjusted Carrying Value	Unrealized Valuation Increase/ (Decrease)	Current Year's (Amor- tization)/ Accretion	Current Year's Other Than Temporary Impairment Recogn- ized	Total Change in Book/ Adjusted Carrying Value (11 + 12 - 13)	Total Foreign Exchange Change in Book /Adjusted Carrying Value	Book/ Adjusted Carrying Value at Disposal Date	Foreign Exchange Gain (Loss) on Disposal	Realized Gain (Loss) on Disposal	Total Gain (Loss) on Disposal	Bond Interest/ Stock Dividends Received During Year	Stated Con- tractual Maturity Date	NAIC Desig- nation, NAIC Desig- nation Modifier and SVO Admini- strative Symbol
..54626X-BD-9	LOUISIANA ST HSG FIN AGY REV 4.750% 10/01/29		04/01/2024	Redemption 100.0000		20,000	20,000	20,115	20,000	0	0	0	0	0	20,000	0	0	0	475	10/01/2029	1.B FE
..57419R-M2-8	MARYLAND ST CMINTY DEV ADMIN DE 3.750% 03/01/59		06/01/2024	Various		9,294	9,294	9,294	9,294	0	0	0	0	0	9,294	0	0	0	139	03/01/2059	1.A FE
..57563R-KF-5	MASSACHUSETTS EDL ING AUTH ED LN REV SERIES J 2012 4.900% 07/01/28		06/20/2024	Redemption 100.0000		345,000	345,000	345,000	345,000	0	0	0	0	0	345,000	0	0	0	16,388	07/01/2028	1.F FE
..57586N-GX-3	MASSACHUSETTS ST HSG FIN AGY 5.100% 12/01/30		06/01/2024	Redemption 100.0000		30,000	30,000	30,000	30,000	0	0	0	0	0	30,000	0	0	0	765	12/01/2030	1.C FE
..576000-XQ-1	MASSACHUSETTS ST SCH BLDG AUTH EDUCATION 3.395% 10/15/40		06/17/2024	Raymond James & Associates Redemption 100.0000		4,564,655	5,555,000	5,555,000	5,555,000	0	0	0	0	0	5,555,000	0	(990,345)	(990,345)	127,300	10/15/2040	1.C FE
..60416Q-GV-0	MINNESOTA ST HSG FIN AGY 3.200% 06/01/47		06/01/2024	Redemption 100.0000		4,091	4,091	4,091	4,091	0	0	0	0	0	4,091	0	0	0	54	06/01/2047	1.A FE
..60416Q-HR-8	MINNESOTA ST HSG FIN AGY SINGLE FAMILY HSG 3.230% 08/01/49		06/01/2024	Redemption 100.0000		14,501	14,501	14,501	14,501	0	0	0	0	0	14,501	0	0	0	129	08/01/2049	1.A FE
..60416T-RS-9	MINNESOTA ST HSG FIN AGY 4.707% 07/01/41		05/01/2024	Redemption 100.0000		5,000	5,000	5,000	5,000	0	0	0	0	0	5,000	0	0	0	196	07/01/2041	1.B FE
..60416T-SV-1	MINNESOTA ST HSG FIN AGY 4.337% 01/01/47		05/01/2024	Redemption 100.0000		15,000	15,000	15,000	15,000	0	0	0	0	0	15,000	0	0	0	217	01/01/2047	1.B FE
..631294-4D-4	NASHUA NH TXBL-PENNICHUCK CORP 4.376% 01/15/42		06/17/2024	J P Morgan & Co		2,807,910	3,000,000	2,730,780	2,788,446	0	3,423	0	3,423	0	2,791,869	0	16,041	16,041	121,434	01/15/2042	1.B FE
..63607V-AB-2	NATIONAL FIN AUTH NH FEDERAL L 3.278% 10/01/37		04/01/2024	Various		30,000	30,000	30,362	30,310	0	(5)	0	(5)	0	30,305	0	(305)	(305)	492	10/01/2037	2.B FE
..63607V-AC-0	NATIONAL FIN AUTH NH FEDERAL L 3.176% 01/01/36		04/01/2024	Various Redemption 100.0000		35,000	35,000	35,142	35,118	0	(2)	0	(2)	0	35,116	0	(116)	(116)	556	01/01/2036	2.B FE
..64469D-B6-7	NEW HAMPSHIRE HOUSING 3.220% 01/01/40		05/01/2024	Redemption 100.0000		5,000	5,000	5,000	5,000	0	0	0	0	0	5,000	0	0	0	54	01/01/2040	1.B FE
..64577B-BM-9	NEW JERSEY ST ECON DEV AUTH RE GENERAL 4.097% 06/15/37		06/17/2024	Various		4,526,200	5,000,000	5,000,000	5,000,000	0	0	0	0	0	5,000,000	0	(473,800)	(473,800)	104,132	06/15/2037	1.F FE
..647200-SU-4	NEW MEXICO ST MTGE FIN AUTH 2.980% 08/01/38		06/01/2024	Redemption 100.0000		12,037	12,037	12,037	12,037	0	0	0	0	0	12,037	0	0	0	150	08/01/2038	1.A FE
..64988R-FL-1	NEW YORK ST MTGE AGY REV 2013 48TH SERIES 2.625% 04/01/41		04/01/2024	Redemption 100.0000		10,000	10,000	10,350	10,000	0	0	0	0	0	10,000	0	0	0	131	04/01/2041	1.A FE
..64990F-RB-2	NEW YORK ST DORM AUTH ST PERSO 3.110% 02/15/39		06/17/2024	J P Morgan & Co		1,634,880	2,000,000	2,200,340	2,173,488	0	(4,429)	0	(4,429)	0	2,169,059	0	(534,179)	(534,179)	52,352	02/15/2039	1.B FE
..798165-KV-7	SAN JOSE CA MF HSG REVENUE 2011 A-1 4.350% 10/01/28		04/01/2024	Various		20,000	20,000	20,022	20,000	0	0	0	0	0	20,000	0	0	0	435	10/01/2028	1.B FE
..83712D-UH-7	SOUTH CAROLINA HOUSING 2015 SERIES A2 TAXABLE 4.000% 07/01/37		04/01/2024	Redemption 100.0000		35,000	35,000	36,321	35,205	0	0	0	0	0	35,205	0	(205)	(205)	1,050	07/01/2037	1.A FE
..83715A-AY-5	SOUTH CAROLINA ST STUDENT LOAN STUDENT LOAN 3.583% 12/01/39		06/01/2024	Various		60,000	60,000	60,000	60,000	0	0	0	0	0	60,000	0	0	0	1,078	12/01/2039	1.F FE
..83756C-MM-4	SOUTH DAKOTA HSG DEV AUTH MTGE 2.700% 11/01/36		05/01/2024	Redemption 100.0000		110,000	110,000	110,000	110,000	0	0	0	0	0	110,000	0	0	0	1,485	11/01/2036	1.A FE
..88275F-NX-3	TX DEPT OF HSG & COMM AFFAIRS 3.180% 03/01/39		06/01/2024	Redemption 100.0000		40,000	40,000	40,000	40,000	0	0	0	0	0	40,000	0	0	0	861	03/01/2039	1.B FE
..92812U-K5-6	VIRGINIA HOUSING DEV AUTH 2013 SERIES B 2.750% 04/25/42		06/01/2024	Redemption 100.0000		16,315	16,315	16,315	16,315	0	0	0	0	0	16,315	0	0	0	182	04/25/2042	1.A FE
..92812U-05-0	VIRGINIA HOUSING DEV AUTH 2015 Series A Taxable 3.250% 06/25/42		06/25/2024	Redemption 100.0000		48,271	48,271	48,271	48,271	0	0	0	0	0	48,271	0	0	0	666	06/25/2042	1.A FE
..92812V-MA-1	VIRGINIA ST HSG DEV AUTH 3.125% 11/25/39		06/25/2024	Redemption 100.0000		24,908	24,908	24,908	24,908	0	0	0	0	0	24,908	0	0	0	317	11/25/2039	1.A FE

E05.1



STATEMENT AS OF JUNE 30, 2024 OF THE AUGUSTAR LIFE INSURANCE COMPANY

**SCHEDULE D - PART 4**

Show All Long-Term Bonds and Stock Sold, Redeemed or Otherwise Disposed of During the Current Quarter

1	2	3	4	5	6	7	8	9	10	Change In Book/Adjusted Carrying Value					16	17	18	19	20	21	22
										11	12	13	14	15							
CUSIP Identification	Description	Foreign	Disposal Date	Name of Purchaser	Number of Shares of Stock	Consideration	Par Value	Actual Cost	Prior Year Book/Adjusted Carrying Value	Unrealized Valuation Increase/(Decrease)	Current Year's (Amortization)/Accretion	Current Year's Other Than Temporary Impairment Recognized	Total Change in Book/Adjusted Carrying Value (11 + 12 - 13)	Total Foreign Exchange Change in Book /Adjusted Carrying Value	Book/Adjusted Carrying Value at Disposal Date	Foreign Exchange Gain (Loss) on Disposal	Realized Gain (Loss) on Disposal	Total Gain (Loss) on Disposal	Bond Interest/Stock Dividends Received During Year	Stated Contractual Maturity Date	NAIC Designation, NAIC Designation Modifier and SVO Administrative Symbol
..31418E-E6-3	FANNIE MAE POOL MA4656 4.500% 07/01/52		06/01/2024	Paydown		270,463	270,463	268,477	268,506	0	1,958	0	1,958	0	270,463	0	0	0	5,194	07/01/2052	1.A
..31418E-F2-1	FANNIE MAE POOL MA4684 4.500% 06/01/52		06/01/2024	Paydown		206,511	206,511	209,044	208,959	0	(2,449)	0	(2,449)	0	206,511	0	0	0	3,960	06/01/2052	1.A
..33803W-AA-7	FISHERS LANE ASSOC LLC US GOVT LEASE BACKED CERT 3.666% 08/05/30		06/05/2024	Redemption	100.0000	99,659	99,659	101,368	100,227	0	(30)	0	(30)	0	100,197	0	(538)	(538)	1,523	08/05/2030	1.B
..35563P-HF-9	FREDDIE MAC - SCRT 2018-4 MA 3.500% 11/25/57		06/01/2024	Paydown		73,754	73,754	72,052	72,772	0	983	0	983	0	73,754	0	0	0	1,071	11/25/2057	1.A
..46637Q-AA-4	JP MORGAN TAX EXPT PASS THR TR 2012-AMT1 A 3.000% 01/27/38		06/01/2024	Paydown		55,431	55,431	56,768	55,859	0	(427)	0	(427)	0	55,431	0	0	0	729	01/27/2038	1.B FE
..911551-AA-7	US ARMY HOSP CASH MGMT FUND SENIOR SECURED NOTES 2002-1 7.467% 05/01/32		06/01/2024	Various		57,132	57,132	57,132	57,132	0	0	0	0	0	57,132	0	0	0	1,780	05/01/2032	1.C
0909999999 Subtotal - Bonds - U.S. Special Revenues						5,369,621	5,369,621	5,323,580	5,253,564	0	116,601	0	116,601	0	5,370,159	0	(538)	(538)	86,528	XXX	XXX
..000000-00-0	ASIF Funding 1-Term Loan Private Debt-Revolver 7.924% 07/26/28		06/05/2024	Redemption	100.0000	6,181,319	6,181,319	6,181,319	0	0	0	0	0	0	6,181,319	0	0	0	0	07/26/2028	1.F FE
..000000-00-0	Ares Ivy Hill XIX Pvt Credit 7.665% 12/20/26		05/29/2024	Redemption	100.0000	3,250,000	3,250,000	3,250,000	0	0	0	0	0	0	3,250,000	0	0	0	13,804	12/20/2026	1.F FE
..000000-00-0	Ares Ivy Hill XIX Pvt Credit 7.665% 12/20/26		06/28/2024	Redemption	100.0000	2,275,000	2,275,000	2,275,000	0	0	0	0	0	0	2,275,000	0	0	0	20,606	12/20/2026	1.F FE
..00090T-AA-5	ABPCI DIRECT LENDING FUND ABS 2020-1A A 3.199% 12/20/30		04/20/2024	Paydown		192,591	192,591	192,591	192,591	0	0	0	0	0	192,591	0	0	0	3,081	12/20/2030	1.F FE
..001828-AA-6	AZ ROMULUS MI LANDLORD LLC 3.497% 10/31/38		06/30/2024	Redemption	100.0000	51,214	51,214	51,214	51,214	0	0	0	0	0	51,214	0	0	0	746	10/31/2038	1.D
..00184*-AA-6	AZ RANDALL OH LANDLORD LLC 3.610% 03/31/39		06/30/2024	Redemption	100.0000	52,133	52,133	52,133	52,133	0	0	0	0	0	52,133	0	0	0	785	03/31/2039	1.D
..001848-AA-4	AMZN (Euclid OH) CTL Pass-Thru CTL - LEASE BACKED NOTES 4.095% 07/31/39		06/30/2024	Redemption	100.0000	16,276	16,276	16,276	16,276	0	0	0	0	0	16,276	0	0	0	278	07/31/2039	1.D
..00191#-AA-3	AMZN (Tucson AZ) CTL Pass-Thru CTL - LEASE BACKED NOTES 4.095% 08/31/39		06/30/2024	Redemption	100.0000	17,948	17,948	17,948	17,948	0	0	0	0	0	17,948	0	0	0	306	08/31/2039	1.D
..002438-AA-3	Project Rembrandt - Adrian NAV 8.452% 12/21/28		04/01/2024	Redemption	0.0000	0	0	0	0	0	0	0	0	0	0	0	0	0	0	12/21/2028	1.G Z
..002438-AA-3	Project Rembrandt - Adrian NAV 8.452% 12/21/28		06/29/2024	Redemption	100.0000	905,723	905,723	902,553	0	0	108	0	108	0	902,661	0	3,062	3,062	18,225	12/21/2028	1.G FE
..008414-AA-2	AGATE BAY MORTGAGE LOAN TRUST 2013-1 A1 3.500% 07/25/43		06/01/2024	Paydown		7,538	7,538	7,210	7,370	0	2	0	2	0	7,372	0	166	166	96	07/25/2043	1.A
..00910G-A*-4	AMAZON SAN BERNARDINO CA CTL PASS-THRU TRUST SER A-1A 4.533% 03/10/41		06/10/2024	Redemption	100.0000	16,487	16,487	16,487	16,487	0	0	0	0	0	16,487	0	0	0	312	03/10/2041	1.E
..023765-AA-8	AMERICAN AIRLINES 2016-2 AA 3.200% 06/15/28		06/15/2024	Redemption	100.0000	22,500	22,500	22,078	22,290	0	24	0	24	0	22,314	0	186	186	360	06/15/2028	1.G FE
..023770-AA-8	AMERICAN AIRLINES 2015-1 A 3.375% 05/01/27		05/01/2024	Redemption	100.0000	152,016	152,016	152,586	152,242	0	(25)	0	(25)	0	152,217	0	(201)	(201)	2,565	05/01/2027	2.B FE
..02377A-AA-6	AMERICAN AIRLINES 2014-1 A PT TRUST 3.700% 10/01/26		04/01/2024	Redemption	100.0000	34,534	34,534	34,534	34,534	0	0	0	0	0	34,534	0	0	0	639	10/01/2026	2.C FE
..02380#-AA-0	AMERICAN AIRLINES 2012-1B(R) EETC 3.530% 10/01/24		04/01/2024	Redemption	100.0000	394,444	394,444	394,444	394,444	0	0	0	0	0	394,444	0	0	0	6,962	10/01/2024	2.C PL
..02660T-BU-6	AMERICAN HOME MORTGAGE INV TR 2004-3 6A5 4.345% 10/25/34		06/01/2024	Paydown		76,062	76,062	63,040	63,040	0	13,022	0	13,022	0	76,062	0	0	0	1,375	10/25/2034	1.A FM
..02666A-AA-6	AMERICAN HOMES 4 RENT 2015-SFR1 A 3.467% 04/17/45		06/01/2024	Paydown		17,415	17,415	17,414	17,389	0	25	0	25	0	17,415	0	0	0	256	04/17/2045	1.A FE
..03072S-LT-0	AMERIQUEST MORTGAGE SECURITIES 2003-11 AF5 5.451% 01/25/34		06/01/2024	Paydown		18,428	18,428	17,308	17,857	0	17	0	17	0	17,875	0	553	553	401	01/25/2034	1.A FM
..03464T-AA-7	ANGEL OAK MORTGAGE TRUST 2022-3 A1 4.000% 01/25/67		06/01/2024	Paydown		119,700	119,700	118,419	118,649	0	1,051	0	1,051	0	119,700	0	0	0	2,059	01/25/2067	1.A FE

E05.3

STATEMENT AS OF JUNE 30, 2024 OF THE AUGUSTAR LIFE INSURANCE COMPANY

**SCHEDULE D - PART 4**

Show All Long-Term Bonds and Stock Sold, Redeemed or Otherwise Disposed of During the Current Quarter

1	2	3	4	5	6	7	8	9	10	Change In Book/Adjusted Carrying Value					16	17	18	19	20	21	22
										11	12	13	14	15							
CUSIP Identification	Description	Foreign	Disposal Date	Name of Purchaser	Number of Shares of Stock	Consideration	Par Value	Actual Cost	Prior Year Book/Adjusted Carrying Value	Unrealized Valuation Increase/(Decrease)	Current Year's (Amortization)/Accretion	Current Year's Other Than Temporary Impairment Recognized	Total Change in Book/Adjusted Carrying Value (11 + 12 - 13)	Total Foreign Exchange Change in Book /Adjusted Carrying Value	Book/Adjusted Carrying Value at Disposal Date	Foreign Exchange Gain (Loss) on Disposal	Realized Gain (Loss) on Disposal	Total Gain (Loss) on Disposal	Bond Interest/Stock Dividends Received During Year	Stated Contractual Maturity Date	NAIC Designation, NAIC Designation Modifier and SVO Administrative Symbol
..037833-AS-9	APPLE INC 3.450% 05/06/24		05/06/2024	Maturity		2,000,000	2,000,000	2,097,280	2,005,343	0	(5,343)	0	(5,343)	0	2,000,000	0	0	0	34,500	05/06/2024	1.B FE
..038370-AA-0	AQUA FINANCE TRUST 2019A A 3.140% 07/16/40		06/15/2024	Paydown		14,066	14,066	14,063	14,066	0	0	0	0	0	14,066	0	0	0	184	07/16/2040	1.A FE
..038370-AB-8	AQUA FINANCE TRUST 2019-A B 3.470% 07/16/40		06/15/2024	Paydown		254,910	254,910	254,888	254,896	0	15	0	15	0	254,910	0	0	0	3,682	07/16/2040	1.B FE
..03837P-AA-5	AQUA FINANCE TRUST 2020-AA A 1.900%		06/15/2024	Paydown		113,712	113,712	113,698	113,709	0	3	0	3	0	113,712	0	0	0	1,696	11/15/2035	1.A FE
..038413-AA-8	07/17/46		06/17/2024	Paydown		89,385	89,385	89,368	89,385	0	0	0	0	0	89,385	0	0	0	702	07/17/2046	1.A FE
..038779-AB-0	ARBYS FUNDING LLC 2020-1A A2 3.237%		04/30/2024	Paydown		2,500	2,500	2,500	2,500	0	0	0	0	0	2,500	0	0	0	40	07/30/2050	2.C FE
..05279#-AG-4	04/23/24		04/23/2024	Maturity		3,000,000	3,000,000	3,000,000	3,000,000	0	0	0	0	0	3,000,000	0	0	0	68,850	04/23/2024	2.B FE
..05590#-AA-9	11/15/32		06/15/2024	Redemption	100.0000	57,890	57,890	57,890	57,890	0	0	0	0	0	57,890	0	0	0	854	11/15/2032	1.F
..05607B-AA-9	BXG RECEIVABLES NOTE TRUST 2017-A A 2.950%		06/02/2024	Paydown		19,607	19,607	19,607	19,607	0	0	0	0	0	19,607	0	0	0	233	10/04/2032	1.F FE
..05607B-AB-7	10/04/32		06/02/2024	Paydown		31,566	31,566	31,564	31,565	0	0	0	0	0	31,565	0	1	1	457	10/04/2032	2.C FE
..05607U-AB-5	02/02/34		06/02/2024	Paydown		45,104	45,104	45,097	45,101	0	3	0	3	0	45,104	0	0	0	700	02/02/2034	1.F FE
..05607U-AC-3	BXG RECEIVABLES NOTE TRUST 2018-A C 4.440%		06/02/2024	Paydown		43,290	43,290	43,281	43,286	0	4	0	4	0	43,290	0	0	0	755	02/02/2034	2.C FE
..05608T-AB-7	02/28/36		06/28/2024	Paydown		101,764	101,764	101,748	101,753	0	10	0	10	0	101,764	0	0	0	1,050	02/28/2036	1.G FE
..05608T-AC-5	02/28/36		06/28/2024	Paydown		50,882	50,882	50,881	50,879	0	2	0	2	0	50,882	0	0	0	890	02/28/2036	2.A FE
..070101-F#-2	BASIN ELECTRIC POWER COOP 2015 SERIES B NOTES 4.100% 06/15/34		06/15/2024	Various		65,077	65,077	65,077	65,077	0	0	0	0	0	65,077	0	0	0	1,334	06/15/2034	1.F
..073879-ED-6	BEAR STERNS ASSET BACKED SEC 2004-AC4 A4 5.750% 08/25/34		06/01/2024	Paydown		39,250	39,250	37,006	37,006	0	0	0	0	0	37,006	0	2,245	2,245	858	08/25/2034	1.A FM
..09228Y-AB-8	12/16/41		06/15/2024	Paydown		74,305	74,305	74,305	74,302	0	3	0	3	0	74,305	0	0	0	1,394	12/16/2041	1.G FE
..09261H-A*-8	BLACKSTONE PRIVATE CREDIT FUND SENIOR UNSECURED NOTES 2.560% 06/21/24		06/21/2024	Maturity		5,000,000	5,000,000	5,000,000	5,000,000	0	0	0	0	0	5,000,000	0	0	0	70,400	06/21/2024	2.A FE
..09261W-AN-4	BLACKROCK DLF IX 2020-1 W 2.500% 07/21/30		04/17/2024	Paydown		49,036	49,036	49,036	49,036	0	0	0	0	0	49,036	0	0	0	623	07/21/2030	4.B FE
..10240*-AA-7	100.0000		06/30/2024	Redemption		92,465	92,465	92,465	92,465	0	0	0	0	0	92,465	0	0	0	1,812	09/30/2038	2.C PL
..10568K-AB-4	BOWIE ACQUISITIONS LLC 3.920% 09/30/38		06/01/2024	Paydown		74,996	74,996	74,995	74,944	0	51	0	51	0	74,996	0	0	0	1,544	11/25/2061	1.C FE
..10569F-AA-6	BRAVO RESIDENTIAL FUNDING TRUS 2022-NQM2 A2 4.883% 11/25/61		06/01/2024	Paydown		162,570	162,570	162,445	162,376	0	194	0	194	0	162,570	0	0	0	2,253	09/25/2061	1.A FE
..11042T-AA-1	09/20/31		06/20/2024	Paydown		101,692	101,692	101,692	101,692	0	0	0	0	0	101,692	0	0	0	1,932	09/20/2031	1.D FE
..11043X-AA-1	BRITISH AIR 18-1 AA PTT 144A 3.800%		06/15/2024	Various		71,396	71,396	71,396	71,396	0	0	0	0	0	71,396	0	0	0	1,178	12/15/2032	1.D FE
..12434K-AB-2	09/28/37		06/28/2024	Paydown		100,552	100,552	100,527	100,532	0	20	0	20	0	100,552	0	0	0	1,988	09/28/2037	1.G FE
..12489W-GE-8	C-BASS 2002-CB6 MZF 3.824% 01/25/33		06/01/2024	Paydown		9,728	9,728	9,728	9,728	0	0	0	0	0	9,728	0	3,450	3,450	94	01/25/2033	1.A FM
..12510H-AE-0	CAPITAL AUTOMOTIVE REIT 2020-1A A5 3.480%		06/17/2024	Paydown		2,500	2,500	2,499	2,500	0	0	0	0	0	2,500	0	0	0	36	02/15/2050	1.E FE

E054

STATEMENT AS OF JUNE 30, 2024 OF THE AUGUSTAR LIFE INSURANCE COMPANY

**SCHEDULE D - PART 4**

Show All Long-Term Bonds and Stock Sold, Redeemed or Otherwise Disposed of During the Current Quarter

1	2	3	4	5	6	7	8	9	10	Change In Book/Adjusted Carrying Value					16	17	18	19	20	21	22
										11	12	13	14	15							
CUSIP Identification	Description	Foreign	Disposal Date	Name of Purchaser	Number of Shares of Stock	Consideration	Par Value	Actual Cost	Prior Year Book/Adjusted Carrying Value	Unrealized Valuation Increase/(Decrease)	Current Year's (Amortization)/Accretion	Current Year's Other Than Temporary Impairment Recognized	Total Change in Book/Adjusted Carrying Value (11 + 12 - 13)	Total Foreign Exchange Change in Book /Adjusted Carrying Value	Book/Adjusted Carrying Value at Disposal Date	Foreign Exchange Gain (Loss) on Disposal	Realized Gain (Loss) on Disposal	Total Gain (Loss) on Disposal	Bond Interest/Stock Dividends Received During Year	Stated Contractual Maturity Date	NAIC Designation, NAIC Designation Modifier and SVO Administrative Symbol
..12510H-AN-0	CAPITAL AUTOMOTIVE REIT 2021-1A A4 2.760% 08/15/51		06/17/2024	Paydown		3,750	3,750	3,749	3,749	0	1	0	1	0	3,750	0	0	0	43	08/15/2051	1.E FE
..12510H-AT-7	CAPITAL AUTOMOTIVE REIT 2023-1A A2 6.500% 09/15/53		06/17/2024	Paydown		14,063	14,063	13,597	13,619	0	444	0	444	0	14,063	0	0	0	383	09/15/2053	1.E FE
..12511W-AC-0	CCS8 Unitranche Partners SPV 7.892% 11/10/26		05/30/2024	Redemption	100.0000	11,902,745	11,902,745	11,902,745	0	0	0	0	0	11,902,745	0	0	0	238,401	11/10/2026	1.E FE	
..125253-AJ-9	CIGNA CORP 4.800% 08/15/38		06/18/2024	Morgan Stanley Dean Witter		5,116,760	5,500,000	5,532,945	5,530,856	0	(730)	0	(730)	0	5,530,126	0	(413,366)	(413,366)	223,667	08/15/2038	2.A FE
..12563L-AN-7	CLI FUNDING LLC 2020-1A A 2.080% 09/18/45		06/17/2024	Paydown		111,375	111,375	111,324	111,337	0	38	0	38	0	111,375	0	0	0	965	09/18/2045	1.F FE
..12563L-AS-6	CLI FUNDING LLC 2020-3A A 2.070% 10/18/45		06/18/2024	Paydown		87,500	87,500	87,482	87,487	0	13	0	13	0	87,500	0	0	0	755	10/18/2045	1.F FE
..12563L-AT-4	CLI FUNDING LLC 2020-3A B 3.300% 10/18/45		06/18/2024	Paydown		52,500	52,500	52,478	52,484	0	16	0	16	0	52,500	0	0	0	722	10/18/2045	2.B FE
..12565K-AF-4	CLI FUNDING LLC 2022-1A B1 3.120% 01/18/47		06/18/2024	Paydown		60,000	60,000	59,986	59,988	0	12	0	12	0	60,000	0	0	0	780	01/18/2047	2.B FE
..12565K-AH-0	CLI FUNDING LLC 2023-1A B 7.480% 06/18/48		06/18/2024	Paydown		93,750	93,750	93,290	93,327	0	423	0	423	0	93,750	0	0	0	2,922	06/18/2048	2.B FE
..12646W-AH-7	CREDIT SUISSE COM MITGE TRUST 2013-1VR2 A2 3.000% 04/25/43		06/01/2024	Paydown		3,265	3,265	3,320	3,288	0	0	0	0	0	3,287	0	(22)	(22)	41	04/25/2043	1.A
..12646W-AJ-1	CREDIT SUISSE COMM MORT TRUST 2013-1VR3 A2 3.000% 05/25/43		06/01/2024	Paydown		15,070	15,070	15,264	15,143	0	(2)	0	(2)	0	15,141	0	(72)	(72)	212	05/25/2043	1.A
..12667F-R5-6	COUNTRYWIDE ALTERNATIVE LOAN 2004-36CB 2A3 5.500% 02/25/35		06/01/2024	Paydown		50,205	50,872	42,231	46,942	0	69	0	69	0	47,010	0	3,195	3,195	1,051	02/25/2035	1.A FM
..12667F-Y3-3	COUNTRYWIDE ALTERNATIVE LOAN 2005-30B 1A13 5.500% 03/25/35		06/01/2024	Paydown		70,578	75,991	68,607	68,607	0	0	0	0	0	68,607	0	1,971	1,971	1,688	03/25/2035	1.A FM
..12668A-MN-2	COUNTRYWIDE ALTERNATIVE LOAN 2005-49CB A8 5.500% 11/25/35		06/01/2024	Paydown		111	111	80	84	0	0	0	0	85	85	0	26	26	3	11/25/2035	3.C FM
..126694-CV-8	COUNTRYWIDE HOME LOANS 2005-21 A17 5.500% 10/25/35		05/01/2024	Paydown		636	637	555	369	238	0	0	238	0	607	0	29	29	14	10/25/2035	1.A FM
..12669G-C8-2	COUNTRYWIDE HOME LOANS 2005-13 A8 5.500% 06/25/35		05/01/2024	Paydown		1,777	17,234	10,124	10,432	0	87	0	87	0	10,519	0	(8,743)	(8,743)	318	06/25/2035	1.A FM
..133434-AD-2	CAMERON LNG LLC 144A 3.701% 01/15/39		06/18/2024	Various		7,267,178	8,830,000	8,277,594	8,313,586	0	11,273	0	11,273	0	8,324,859	0	(1,057,680)	(1,057,680)	304,104	01/15/2039	1.F FE
..14686G-AD-8	CARVANA AUTOS RECEIVABLES TRUS 2022-N1 C 3.320% 12/11/28		06/10/2024	Paydown		25,385	25,385	25,382	25,383	0	2	0	2	0	25,385	0	0	0	421	12/11/2028	1.D FE
..14686G-AD-8	CARVANA AUTOS RECEIVABLES TRUS 2022-N1 C 3.320% 12/11/28		05/10/2024	Paydown		162,571	162,571	162,553	162,559	0	12	0	12	0	162,571	0	0	0	1,870	12/11/2028	1.E FE
..14855M-AA-6	CASTLELAKE AIRCRAFT SECURITIZA 2019-1A A 3.967% 04/15/39		06/15/2024	Paydown		92,037	92,037	92,037	92,034	0	3	0	3	0	92,037	0	0	0	1,379	04/15/2039	2.B FE
..16159G-AC-3	CHASE MORTGAGE FINANCE CORPORA 2019-ATR2 A3 3.500% 07/25/49		06/01/2024	Paydown		9,976	9,976	10,088	10,035	0	(1)	0	(1)	0	10,034	0	(58)	(58)	147	07/25/2049	1.A
..16164A-AC-9	CHASE MORTGAGE FINANCE CORPORA 2016-2 M2 3.750% 02/25/44		06/01/2024	Paydown		36,451	36,451	37,392	36,832	0	(10)	0	(10)	0	36,822	0	(371)	(371)	578	02/25/2044	1.A
..172973-2R-9	CITICORP MORTGAGE SECURITIES 2005-6 1A5 5.625% 09/25/35		06/01/2024	Paydown		49	49	47	47	0	0	0	0	47	47	0	2	2	1	09/25/2035	1.A FM
..17312D-AC-2	CITICORP MORTGAGE SECURITIES 2007-8 1A3 6.000% 09/25/37		06/01/2024	Paydown		580	580	577	578	0	0	0	0	578	578	0	2	2	15	09/25/2037	1.A FM
..17321L-AA-7	CITIGROUP MRTGE LOAN TRUST INC 2013-J1 A1 3.496% 10/25/43		06/01/2024	Paydown		6,557	6,557	6,423	6,478	0	1	0	1	0	6,479	0	78	78	95	10/25/2043	1.A
..19260M-AA-4	COLLEGE AVE STUDENT LOANS 2017-A A2 3.750% 04/25/47		04/25/2024	Paydown		7,500	7,500	7,500	7,500	0	0	0	0	0	7,500	0	0	0	196	04/25/2047	2.C FE
..194204-AB-9	COLLEGE AVE STUDENT LOANS 2019-A A2 3.280% 11/26/46		06/25/2024	Paydown		29,807	29,807	29,794	29,803	0	4	0	4	0	29,807	0	0	0	466	11/26/2046	1.B FE
..19421U-AB-0	COLLEGE AVE STUDENT LOANS 2019-A A2 3.280% 12/28/48		06/25/2024	Paydown		64,646	64,646	64,622	64,631	0	15	0	15	0	64,646	0	0	0	868	12/28/2048	1.A FE

E05.5

STATEMENT AS OF JUNE 30, 2024 OF THE AUGUSTAR LIFE INSURANCE COMPANY

**SCHEDULE D - PART 4**

Show All Long-Term Bonds and Stock Sold, Redeemed or Otherwise Disposed of During the Current Quarter

1	2	3	4	5	6	7	8	9	10	Change In Book/Adjusted Carrying Value					16	17	18	19	20	21	22
										11	12	13	14	15							
CUSIP Identification	Description	For- eign	Disposal Date	Name of Purchaser	Number of Shares of Stock	Consid- eration	Par Value	Actual Cost	Prior Year Book/ Adjusted Carrying Value	Unrealized Valuation Increase/ (Decrease)	Current Year's (Amor- tization)/ Accretion	Current Year's Other Than Temporary Impairment Recogn- ized	Total Change in Book/ Adjusted Carrying Value (11 + 12 - 13)	Total Foreign Exchange Change in Book /Adjusted Carrying Value	Book/ Adjusted Carrying Value at Disposal Date	Foreign Exchange Gain (Loss) on Disposal	Realized Gain (Loss) on Disposal	Total Gain (Loss) on Disposal	Bond Interest/ Stock Dividends Received During Year	Stated Con- tractual Maturity Date	NAIC Desig- nation, NAIC Desig- nation Modifier and SVO Admini- strative Symbol
..19423D-AB-6	COLLEGE AVE STUDENT LOANS 2018-A A2 4.130% 12/26/47		06/25/2024	Paydown		65,363	65,363	65,334	65,346	0	18	0	18	0	65,363	0	0	0	1,094	12/26/2047	1.D FE
..19424K-AC-7	COLLEGE AVE STUDENT LOANS 2021-A B 2.320% 07/25/51		06/25/2024	Paydown		57,970	57,970	57,945	57,955	0	15	0	15	0	57,970	0	0	0	546	07/25/2051	1.C FE
..19424K-AD-5	COLLEGE AVE STUDENT LOANS 2021-A C 2.920% 07/25/51		06/25/2024	Paydown		114,522	114,522	114,470	114,490	0	32	0	32	0	114,522	0	0	0	1,357	07/25/2051	1.F FE
..20267T-AA-0	COMMONBOND STUDENT LOAN TRUST 2016-A A1 3.320% 05/25/40		06/25/2024	Paydown		37,895	37,895	37,893	37,893	0	2	0	2	0	37,895	0	0	0	530	05/25/2040	1.A FE
..20267U-AA-7	COMMONBOND STUDENT LOAN TRUST 2016-B A1 2.730% 10/25/40		06/25/2024	Paydown		14,108	14,108	14,104	14,107	0	1	0	1	0	14,108	0	0	0	162	10/25/2040	1.A FE
..20268M-AA-4	COMMONBOND STUDENT LOAN TRUST 2018-BGS A1 3.560% 09/25/45		06/25/2024	Paydown		26,369	26,369	26,188	26,297	0	12	0	12	0	26,308	0	61	61	391	09/25/2045	1.A FE
..20269D-AC-9	COMMONBOND STUDENT LOAN TRUST 2018-AGS B 3.580% 02/25/44		06/25/2024	Paydown		101,173	101,173	101,130	101,157	0	17	0	17	0	101,173	0	0	0	1,514	02/25/2044	1.B FE
..21075W-BX-2	CONTI MTGE HOME EQUITY 1995-4 A9 0.000% 03/15/27		06/01/2024	Paydown		619	619	256	256	0	0	0	0	0	256	0	364	364	4	03/15/2027	1.A FM
..210795-OB-9	CONTINENTAL AIRLINES 2012-2 A EETC 4.000% 04/29/26		04/29/2024	Redemption	100.0000	124,673	124,673	126,543	124,892	0	(86)	0	(86)	0	124,807	0	(134)	(134)	2,493	04/29/2026	2.B FE
..225458-AY-4	CS FIRST BOSTON MORTGAGE SECUR 2005-1 1A23 5.500% 02/25/35		06/01/2024	Paydown		3,492	3,492	3,433	3,433	0	0	0	0	0	3,433	0	60	60	78	02/25/2035	1.A FM
..22970*-AA-8	BGS BNSF CTL - Series 2015-1 PT 4.070% 05/15/34		06/15/2024	Various		21,919	21,919	21,919	21,919	0	0	0	0	0	21,919	0	0	0	358	05/15/2034	1.D PL
..23389@-AA-9	DAIRYLAND POWER COOPERATIVE 3.420% 03/30/43 06/30/2024		06/30/2024	Redemption	100.0000	25,000	25,000	25,000	25,000	0	0	0	0	0	25,000	0	0	0	428	03/30/2043	1.G
..24736@-AA-7	DELTA AIRLINES 2020-1B EETC 8.000% 06/10/27 06/10/2024		06/10/2024	Redemption	100.0000	177,742	177,742	177,742	177,742	0	0	0	0	0	177,742	0	0	0	7,110	06/10/2027	2.C PL
..25273C-AC-4	DIAMOND RESORTS OWNER TRUST 2021-1A C 2.700% 11/21/33		06/20/2024	Paydown		46,614	46,614	46,613	46,613	0	2	0	2	0	46,614	0	0	0	524	11/21/2033	2.B FE
..26078J-AE-0	DUPONT DE NEMOURS INC 5.319% 11/15/38 06/18/2024		06/18/2024	Bank of America		4,691,280	4,453,000	5,332,171	5,188,409	0	(18,215)	0	(18,215)	0	5,170,194	0	(478,914)	(478,914)	141,455	11/15/2038	2.A FE
..26078J-AE-0	DUPONT DE NEMOURS INC 5.319% 11/15/38 06/15/2024		06/15/2024	Various		3,615,263	3,422,000	3,897,469	3,819,382	0	(9,378)	0	(9,378)	0	3,810,004	0	(388,004)	(388,004)	299,437	11/15/2038	2.A FE
..26208L-AE-8	DRIVEN BRANDS FUNDING LLC 2019-2A A2 3.981% 10/20/49		04/20/2024	Paydown		6,938	6,938	6,938	6,938	0	0	0	0	0	6,938	0	0	0	138	10/20/2049	2.C FE
..26209X-AA-9	DRIVEN BRANDS FUNDING, LLC 2020-1A A2 3.786% 07/20/50		04/20/2024	Paydown		2,500	2,500	2,500	2,500	0	0	0	0	0	2,500	0	0	0	47	07/20/2050	2.C FE
..26209X-AC-5	DRIVEN BRANDS FUNDING, LLC 2020-2A A2 3.237% 01/20/51		04/20/2024	Paydown		7,500	7,500	7,500	7,500	0	0	0	0	0	7,500	0	0	0	121	01/20/2051	2.C FE
..26209X-AD-3	DRIVEN BRANDS FUNDING, LLC 2021-1A A2 2.791% 10/20/51		04/20/2024	Paydown		16,250	16,250	16,250	16,250	0	0	0	0	0	16,250	0	0	0	227	10/20/2051	2.C FE
..26209X-AF-8	DRIVEN BRANDS FUNDING, LLC 2022-1A A2 7.393% 10/20/52		04/20/2024	Paydown		25,000	25,000	25,000	25,000	0	0	0	0	0	25,000	0	0	0	924	10/20/2052	2.C FE
..28416D-AB-6	ELARA HGV TIMESHARE ISSUER 2017-A B 2.960% 03/25/30		04/25/2024	Paydown		376,523	376,523	376,411	376,523	0	0	0	0	0	376,523	0	0	0	3,715	03/25/2030	1.F FE
..28924A-AB-7	ELM TRUST 2020-4A A2 2.286% 10/20/29 06/20/2024		06/20/2024	Paydown		577,866	577,866	577,864	577,855	0	11	0	11	0	577,866	0	0	0	5,445	10/20/2029	1.F FE
..289338-AB-1	ELM TRUST 2020-3A A2 2.954% 08/20/29 06/20/2024		06/20/2024	Paydown		441,743	442,836	442,826	442,818	0	13	0	13	0	442,831	0	(1,089)	(1,089)	5,398	08/20/2029	1.F FE
..292480-AH-3	ENABLE MIDSTREAM PARTNER 3.900% 05/15/24 05/15/2024		05/15/2024	Maturity		1,000,000	1,000,000	995,002	999,745	0	255	0	255	0	1,000,000	0	0	0	19,500	05/15/2024	2.B FE
..29977J-AB-2	EVERBANK MTGE LOAN TRUST 2013-1 A2 2.500% 03/25/43		06/01/2024	Paydown		3,663	3,663	3,685	3,663	0	0	0	0	0	3,663	0	0	0	38	03/25/2043	1.A
..29977K-AA-1	EVERBANK MTGE LOAN TRUST 2013-2 A 3.000% 06/25/43		06/01/2024	Paydown		25,132	25,132	24,884	24,992	0	140	0	140	0	25,132	0	0	0	292	06/25/2043	1.A
..29978C-AA-8	EVERBANK MORTGAGE LOAN TRUST 2018-1 A1 3.500% 02/25/48		06/01/2024	Paydown		10,564	10,564	10,445	10,472	0	92	0	92	0	10,564	0	0	0	162	02/25/2048	1.A

E05.6



STATEMENT AS OF JUNE 30, 2024 OF THE AUGUSTAR LIFE INSURANCE COMPANY

**SCHEDULE D - PART 4**

Show All Long-Term Bonds and Stock Sold, Redeemed or Otherwise Disposed of During the Current Quarter

1	2	3	4	5	6	7	8	9	10	Change In Book/Adjusted Carrying Value					16	17	18	19	20	21	22
										11	12	13	14	15							
CUSIP Identification	Description	For- eign	Disposal Date	Name of Purchaser	Number of Shares of Stock	Consid- eration	Par Value	Actual Cost	Prior Year Book/ Adjusted Carrying Value	Unrealized Valuation Increase/ (Decrease)	Current Year's (Amor- tization)/ Accretion	Current Year's Other Than Temporary Impairment Recogn- ized	Total Change in Book/ Adjusted Carrying Value (11 + 12 - 13)	Total Foreign Exchange Change in Book /Adjusted Carrying Value	Book/ Adjusted Carrying Value at Disposal Date	Foreign Exchange Gain (Loss) on Disposal	Realized Gain (Loss) on Disposal	Total Gain (Loss) on Disposal	Bond Interest/ Stock Dividends Received During Year	Stated Con- tractual Maturity Date	NAIC Desig- nation, NAIC Desig- nation Modifier and SVO Admini- strative Symbol
..30306V-A#-6	FLNG LIQUEFACTION 3 LLC SENIOR SECURED NOTES 3.080% 06/30/39		06/30/2024	Redemption 100.0000		64,200	64,200	64,200	64,200	0	0	0	0	0	64,200	0	0	0	989	06/30/2039	2.C FE
..3140FX-ED-0	FNMA BFO131 3.500% 08/01/56		06/01/2024	Paydown		44,108	44,108	45,334	45,246	0	(1,139)	0	(1,139)	0	44,108	0	0	0	645	08/01/2056	1.A
..31953*-AL-6	BNSF RAILWAY COMPANY SERIES A 5.960% 10/15/27		05/15/2024	Redemption 100.0000		13,807	13,807	13,807	13,807	0	0	0	0	0	13,807	0	0	0	411	10/15/2027	1.C
..31953*-AM-4	BNSF RAILWAY COMPANY SERIES B 5.960% 10/15/27		05/15/2024	Redemption 100.0000		1,359	1,359	1,359	1,359	0	0	0	0	0	1,359	0	0	0	41	10/15/2027	1.C
..31953*-AN-2	BNSF RAILWAY COMPANY SERIES C 5.960% 10/15/27		05/15/2024	Redemption 100.0000		8,782	8,782	8,782	8,782	0	0	0	0	0	8,782	0	0	0	262	10/15/2027	1.C
..31953*-AP-7	BNSF RAILWAY COMPANY SERIES D 5.960% 10/15/27		05/15/2024	Redemption 100.0000		3,577	3,577	3,577	3,577	0	0	0	0	0	3,577	0	0	0	107	10/15/2027	1.C
..31953*-AQ-5	BNSF RAILWAY COMPANY SERIES E 5.960% 10/15/27		05/15/2024	Redemption 100.0000		4,643	4,643	4,643	4,643	0	0	0	0	0	4,643	0	0	0	138	10/15/2027	1.C
..31953*-AR-3	BNSF RAILWAY COMPANY SERIES F 5.960% 12/13/27		05/15/2024	Redemption 100.0000		16,695	16,695	16,695	16,695	0	0	0	0	0	16,695	0	0	0	494	12/13/2027	1.C
..33767C-AD-9	FLAGSTAR MORTGAGE TRUST 2015-1 A3 3.500% 03/25/45		06/01/2024	Paydown		3,622	3,622	3,692	3,658	0	(1)	0	(1)	0	3,657	0	(35)	(35)	59	03/25/2045	1.A
..33851F-AA-5	FLAGSTAR MORTGAGE TRUST 2018-6RR 1A1 4.000% 10/25/48		06/01/2024	Paydown		25,155	25,155	24,913	24,967	0	187	0	187	0	25,155	0	0	0	463	10/25/2048	1.A
..33851K-AC-0	FLAGSTAR MORTGAGE TRUST 2020-2 A2 3.000% 08/25/50		06/01/2024	Paydown		16,753	16,753	17,224	17,064	0	(311)	0	(311)	0	16,753	0	0	0	193	08/25/2050	1.A
..35042A-AA-1	FOUNDATION FINANCE TRUST 2023-1A A 5.670% 12/15/43		06/15/2024	Paydown		51,949	51,949	51,608	51,660	0	289	0	289	0	51,949	0	0	0	1,195	12/15/2043	1.A FE
..361528-AC-6	GBX LEASING 2022-1 LLC 2023-1A A 6.420% 11/20/53		06/20/2024	Paydown		4,868	4,868	4,865	4,865	0	2	0	2	0	4,868	0	0	0	130	11/20/2053	1.C FE
..36157R-D7-7	GE CAPITAL MTG 1999-HE1 A6 6.700% 04/25/29		06/01/2024	Paydown		47,894	47,894	48,253	47,811	0	(8)	0	(8)	0	47,803	0	91	91	1,268	04/25/2029	1.A FM
..36157R-D9-3	GE CAPITAL MTG 1999-HE M 6.705% 04/25/29		06/01/2024	Paydown		10,747	11,050	10,453	9,349	1,448	14	0	1,462	0	10,811	0	(64)	(64)	289	04/25/2029	6. FM
..36242D-RF-2	GSR MORTGAGE LOAN TRUST 2004-15F 5.500% 01/25/25		06/01/2024	Paydown		221	221	227	220	0	1	0	1	0	221	0	0	0	5	01/25/2025	4.B FM
..36258F-AA-7	GS MORTGAGE-BACKED SECURITIES 2020-PJ1 A1 3.500% 05/01/50		06/01/2024	Paydown		9,105	9,105	9,282	9,247	0	(142)	0	(142)	0	9,105	0	0	0	133	05/01/2050	1.A
..36258F-AH-2	GS MORTGAGE-BACKED SECURITIES 2020-PJ1 A8 3.500% 05/01/50		06/01/2024	Paydown		27,315	27,315	28,206	28,033	0	(718)	0	(718)	0	27,315	0	0	0	398	05/01/2050	1.A
..36259V-AB-9	GS MORTGAGE-BACKED SECURITIES 2020-PJ4 A2 3.000% 01/25/51		06/01/2024	Paydown		10,845	10,845	11,175	11,082	0	(237)	0	(237)	0	10,845	0	0	0	125	01/25/2051	1.A
..37959P-AA-5	GLOBAL SC FINANCE SRL 2020-1A A 2.170% 10/17/40		06/01/2024	Paydown		191,481	191,481	191,472	191,410	0	72	0	72	0	191,481	0	0	0	1,735	10/17/2040	1.F FE
..37959P-AC-1	GLOBAL SC FINANCE SRL 2020-2A A 2.260% 11/19/40		06/17/2024	Paydown		80,830	80,830	80,799	80,809	0	21	0	21	0	80,830	0	0	0	763	11/19/2040	1.F FE
..37959P-AD-9	GLOBAL SC FINANCE SRL 2020-2A B 3.320% 11/19/40		06/17/2024	Paydown		26,943	26,943	26,936	26,938	0	5	0	5	0	26,943	0	0	0	373	11/19/2040	2.A FE
..38173M-AA-0	GOLUB CAPITAL BDC 3.375% 04/15/24		04/08/2024	Call 100.0000		5,000,000	5,000,000	4,996,000	4,999,663	0	314	0	314	0	4,999,978	0	22	22	81,094	04/15/2024	2.C FE
..38178X-AC-7	GOLUB CAPITAL PARTNERS FUNDING 2021-2A B 3.994% 10/20/29		04/20/2024	Paydown		32,900	32,900	32,900	32,900	0	0	0	0	0	32,900	0	0	0	657	10/20/2029	2.B FE
..38217K-AA-2	GOODGREEN TRUST 2016-1A A 3.230% 10/15/52		06/15/2024	Paydown		59,325	59,325	59,296	59,309	0	2	0	2	0	59,311	0	14	14	965	10/15/2052	1.A FE
..404119-BY-4	HCA INC 5.125% 06/15/39		06/18/2024	Barclays		1,129,344	1,200,000	1,113,216	1,117,833	0	1,570	0	1,570	0	1,119,403	0	9,941	9,941	31,604	06/15/2039	2.C FE
..40439H-AB-5	HIN TIMESHARE TRUST 2020-A B 2.230% 10/09/39		06/09/2024	Paydown		49,793	49,793	49,780	49,786	0	7	0	7	0	49,793	0	0	0	466	10/09/2039	1.F FE
..40439H-AC-3	HIN TIMESHARE TRUST 2020-A C 3.420% 10/09/39		06/09/2024	Paydown		26,556	26,556	26,553	26,554	0	2	0	2	0	26,556	0	0	0	381	10/09/2039	2.B FE

E05.7

STATEMENT AS OF JUNE 30, 2024 OF THE AUGUSTAR LIFE INSURANCE COMPANY

**SCHEDULE D - PART 4**

Show All Long-Term Bonds and Stock Sold, Redeemed or Otherwise Disposed of During the Current Quarter

1	2	3	4	5	6	7	8	9	10	Change In Book/Adjusted Carrying Value					16	17	18	19	20	21	22
										11	12	13	14	15							
CUSIP Identification	Description	For- eign	Disposal Date	Name of Purchaser	Number of Shares of Stock	Consid- eration	Par Value	Actual Cost	Prior Year Book/ Adjusted Carrying Value	Unrealized Valuation Increase/ (Decrease)	Current Year's (Amor- tization)/ Accretion	Current Year's Other Than Temporary Impairment Recogn- ized	Total Change in Book/ Adjusted Carrying Value (11 + 12 - 13)	Total Foreign Exchange Change in Book /Adjusted Carrying Value	Book/ Adjusted Carrying Value at Disposal Date	Foreign Exchange Gain (Loss) on Disposal	Realized Gain (Loss) on Disposal	Total Gain (Loss) on Disposal	Bond Interest/ Stock Dividends Received During Year	Stated Con- tractual Maturity Date	NAIC Desig- nation, NAIC Desig- nation Modifier and SVO Admini- strative Symbol
..411707-AH-5	CKE RESTAURANTS HOLDINGS INC 2020-1A A2 3.981% 12/20/50		06/20/2024	Paydown		10,000	10,000	10,000	10,000	0	0	0	0	0	10,000	0	0	0	199	12/20/2050	2.B FE
..42307T-AH-1	KRAFT HEINZ FOODS CO 144A 7.125% 08/01/39 HERO FUNDING TRUST 2015-1A A 3.840%		06/18/2024	MarketAxess		4,572,880	4,000,000	4,475,000	4,450,623	0	(8,378)	0	(8,378)	0	4,442,245	0	130,635	130,635	252,542	08/01/2039	2.B FE
..42770L-AA-1	HILTON GRAND VACATIONS TRUST 2022-1D B		06/20/2024	Paydown		12,626	12,626	12,620	12,622	0	0	0	0	0	12,622	0	4	4	246	09/20/2040	1.A FE
..43283B-AB-9	4.100% 06/20/34 HILTON GRAND VACATIONS TRUST 2018-AA B		06/20/2024	Paydown		69,680	69,680	69,668	69,670	0	10	0	10	0	69,680	0	0	0	1,177	06/20/2034	1.G FE
..43284B-AB-8	3.700% 02/25/32 HILTON GRAND VACATIONS TRUST 2018-AA C		06/25/2024	Paydown		43,543	43,543	43,533	43,540	0	3	0	3	0	43,543	0	0	0	672	02/25/2032	1.F FE
..43284B-AC-6	4.000% 02/25/32 HORIZON AIRCRAFT FINANCE I LTD 2019-1 A		06/25/2024	Paydown		43,543	43,543	43,539	43,541	0	2	0	2	0	43,543	0	0	0	726	02/25/2032	2.B FE
..44040H-AA-0	3.721% 07/15/39 HORIZON AIRCRAFT FINANCE I LTD 2019-1 A		05/15/2024	Paydown		366,595	366,595	366,593	366,577	0	7	0	7	0	366,584	0	11	11	5,450	07/15/2039	2.B FE
..44040H-AA-0	3.721% 07/15/39 HORIZON AIRCRAFT FINANCE I LTD 2019-2 A		06/15/2024	Paydown		28,773	28,773	28,772	28,771	0	0	0	0	0	28,772	0	1	1	517	07/15/2039	2.C FE
..44040J-AA-6	3.425% 11/15/39 I 595 EXPRESS LLC SR SECURED NOTES DUE 2031		06/15/2024	Paydown		128,110	128,110	128,107	128,105	0	5	0	5	0	128,110	0	0	0	1,968	11/15/2039	2.C FE
..44919*-AC-2	3.310% 12/31/31 IMC HOME EQUITY LN TR 1997-3 CLASS A-6		06/30/2024	Various		118,040	118,040	118,040	118,040	0	0	0	0	0	118,040	0	0	0	1,954	12/31/2031	1.F PL
..449670-CP-1	7.520% 08/20/28 IMPAC OMB TRUST 2003-9F A1 6.460% 07/25/33		06/01/2024	Paydown		5,929	5,929	5,928	5,910	0	0	0	0	0	5,910	0	20	20	184	08/20/2028	1.A FM
..45254N-FL-6	IMPAC SECURED ASSETS OMN OWNER 2004-2 A5		06/25/2024	Paydown		4,808	4,808	4,135	4,764	0	18	0	18	0	4,782	0	26	26	132	07/25/2033	1.A FM
..45254T-PL-2	4.812% 08/25/34 IMPAC SECURED ASSETS OMN OWNER 2004-2 A6		06/01/2024	Paydown		23,843	23,843	22,008	22,008	0	0	0	0	0	22,008	0	1,836	1,836	479	08/25/2034	1.A FM
..45254T-PM-0	4.812% 08/25/34 INSTAR LEASING III LLC 2021-1A A 2.300%		06/01/2024	Paydown		0	0	0	0	0	0	0	0	0	0	0	0	0	0	08/25/2034	1.A FM
..45783N-AA-5	02/15/54 IRONWOOD CAPITAL PARTNERS V NOTE 5.000%		06/15/2024	Paydown Redemption 100.0000		23,922	23,922	23,909	23,915	0	7	0	7	0	23,922	0	0	0	227	02/15/2054	1.F FE
..46331#-AA-7	08/31/36 JP MORGAN MORTGAGE TRUST 2019-1N1 A3		04/05/2024			50,009	50,009	50,009	46,689	0	0	0	0	0	50,009	0	0	0	581	08/31/2036	2.A PL
..46591D-AC-3	4.000% 10/25/49 JP MORGAN MORTGAGE TRUST 2020-7 A3 3.000%		06/01/2024	Paydown		4,956	4,956	5,058	5,000	0	(1)	0	(1)	0	4,998	0	(42)	(42)	77	10/25/2049	1.A
..46591X-AC-9	01/25/51 JP MORGAN MORTGAGE TRUST 2021-1 A3 2.500%		06/01/2024	Paydown		20,971	20,971	21,607	21,471	0	(500)	0	(500)	0	20,971	0	0	0	251	01/25/2051	1.A
..46592E-AC-0	06/25/51 HENDERSON RECEIVABLES LLC 2010-3A A 3.820%		06/01/2024	Paydown		33,040	33,040	34,382	34,113	0	(1,073)	0	(1,073)	0	33,040	0	0	0	336	06/25/2051	1.A
..46616M-AA-8	12/15/48 HENDERSON RECEIVABLES LLC 2015-1A A 3.260%		06/15/2024	Paydown		13,625	13,625	13,622	13,624	0	1	0	1	0	13,625	0	0	0	219	12/15/2048	1.A FE
..46618L-AA-8	09/15/72 JP MORGAN TAXABLE HFA TRUST 2013-2 A 4.000%		06/15/2024	Paydown		24,818	24,818	24,802	24,806	0	12	0	12	0	24,818	0	0	0	328	09/15/2072	1.A FE
..46641A-AA-3	08/26/36 JP MORGAN TAXABLE HFA TRUST 2014-1 A 4.000%		06/01/2024	Paydown		7,667	7,667	7,782	7,697	0	(1)	0	(1)	0	7,696	0	(29)	(29)	127	08/26/2036	1.B FE
..46641X-AA-3	11/27/38 JP MORGAN TAXABLE HFA TRUST 2014-2 2A2 3.500%		06/01/2024	Paydown		8,216	8,216	8,565	8,358	0	(142)	0	(142)	0	8,216	0	0	0	136	11/27/2038	1.B FE
..46641Y-AJ-2	06/25/29 JP MORGAN MORTGAGE TRUST 2017-3 1A3 3.500%		06/01/2024	Paydown		32,834	32,834	34,096	32,944	0	(21)	0	(21)	0	32,924	0	(90)	(90)	461	06/25/2029	1.A
..46647S-AE-0	08/25/47 JP MORGAN MORTGAGE TRUST 2017-2 A13 3.500%		06/01/2024	Paydown		5,444	5,444	5,557	5,482	0	(1)	0	(1)	0	5,481	0	(37)	(37)	74	08/25/2047	1.A
..46648H-AN-3	05/25/47 JP MORGAN MORTGAGE TRUST 2018-1 A3 3.500%		06/01/2024	Paydown		24,709	24,709	24,889	24,817	0	(2)	0	(2)	0	24,815	0	(105)	(105)	398	05/25/2047	1.A
..46648R-AC-5	06/25/48		06/01/2024	Paydown		14,576	14,576	14,624	14,587	0	0	0	0	0	14,587	0	(10)	(10)	205	06/25/2048	1.A

STATEMENT AS OF JUNE 30, 2024 OF THE AUGUSTAR LIFE INSURANCE COMPANY

**SCHEDULE D - PART 4**

Show All Long-Term Bonds and Stock Sold, Redeemed or Otherwise Disposed of During the Current Quarter

1	2	3	4	5	6	7	8	9	10	Change In Book/Adjusted Carrying Value					16	17	18	19	20	21	22
										11	12	13	14	15							
CUSIP Identification	Description	For-foreign	Disposal Date	Name of Purchaser	Number of Shares of Stock	Consideration	Par Value	Actual Cost	Prior Year Book/Adjusted Carrying Value	Unrealized Valuation Increase/(Decrease)	Current Year's (Amortization)/Accretion	Current Year's Other Than Temporary Impairment Recognized	Total Change in Book/Adjusted Carrying Value (11 + 12 - 13)	Total Foreign Exchange Change in Book /Adjusted Carrying Value	Book/Adjusted Carrying Value at Disposal Date	Foreign Exchange Gain (Loss) on Disposal	Realized Gain (Loss) on Disposal	Total Gain (Loss) on Disposal	Bond Interest/Stock Dividends Received During Year	Stated Contractual Maturity Date	NAIC Designation, NAIC Designation Modifier and SVO Administrative Symbol
..46649Y-AC-9	JP MORGAN MORTGAGE TRUST 2018-9 A3 4.000%		06/01/2024	Paydown		2,644	2,644	2,624	2,628	0	0	0	0	0	2,628	0	16	16	51	02/25/2049	1.A
..46651B-AC-4	JP MORGAN MORTGAGE TRUST 2019-6 A3 3.500%		06/01/2024	Paydown		11,301	11,301	11,477	11,377	0	(1)	0	(1)	0	11,376	0	(75)	(75)	161	12/25/2049	1.A
..46651N-AA-2	JOL AIR 2019-1 A 3.967% 04/15/44		06/15/2024	Paydown		89,000	89,000	89,000	88,996	0	4	0	4	0	89,000	0	0	0	1,471	04/15/2044	2.A FE
..46651Y-AH-3	JP MORGAN MORTGAGE TRUST 2019-9 A5 3.500%		06/01/2024	Paydown		35,037	35,037	36,003	35,760	0	(722)	0	(722)	0	35,037	0	0	0	567	05/25/2050	1.A
..46656Q-AA-0	JP MORGAN MORTGAGE TRUST 2023-4 1A2 6.000%		06/01/2024	Paydown		41,408	41,408	41,272	41,263	0	146	0	146	0	41,408	0	0	0	941	11/25/2053	1.A
..46671E-AA-7	JRD HOLDINGS SECURED TRUST CTL 3.620%		06/01/2024	Paydown		3,015	3,015	3,015	3,015	0	0	0	0	0	3,015	0	0	0	46	01/15/2041	2.B
..477164-AA-5	JETBLUE AIRWAYS CORP SER 1A 4.000% 11/15/32		05/15/2024	Redemption	100.0000	98,155	98,155	98,728	98,596	0	(24)	0	(24)	0	98,571	0	(416)	(416)	1,963	11/15/2032	1.G FE
..48255K-AA-4	KKR CORE HOLDING COMPANY LLC SENIOR SECURED NOTES 4.000% 08/12/31		05/07/2024	Various Redemption	100.0000	165,646	165,646	165,646	165,646	0	0	0	0	0	165,646	0	0	0	4,377	08/12/2031	2.B PL
..487312-AA-8	KEENAN FT DETRICK ENERGY 144A 6.093%		05/15/2024	Redemption	100.0000	26,596	26,596	29,392	33,859	0	(497)	0	(497)	0	33,362	0	(6,766)	(6,766)	810	05/15/2033	1.F FE
..50077L-AX-4	KRAFT HEINZ FOODS CO 4.625% 10/01/39		06/18/2024	US Bancorp		3,130,155	3,500,000	3,879,184	3,835,355	0	(7,711)	0	(7,711)	0	3,827,644	0	(697,489)	(697,489)	116,460	10/01/2039	2.B FE
..50543L-AA-0	LABRADOR AVIATION FINANCE LTD 2016-1A A1 4.300% 01/15/42		06/15/2024	Paydown		113,153	113,153	110,958	112,275	0	878	0	878	0	113,153	0	0	0	1,806	01/15/2042	3.A FE
..539830-AU-3	LOCKHEED MARTIN CORP 5.500% 11/15/39		06/18/2024	Jeffries & Co		4,096,440	4,000,000	4,339,099	4,244,761	0	(4,841)	0	(4,841)	0	4,239,920	0	(143,480)	(143,480)	131,389	11/15/2039	1.G FE
..54233*-AB-2	LONE STAR TRANSMISSION LLC SERIES B 3.520%		06/15/2024	Maturity		4,000,000	4,000,000	4,000,000	4,000,000	0	0	0	0	0	4,000,000	0	0	0	70,400	06/15/2024	1.F PL
..55400E-AB-5	MVIOT 2020-1A B 2.730% 10/20/37		06/20/2024	Paydown		34,298	34,298	34,293	34,293	0	3	0	3	0	34,298	0	0	0	383	10/20/2037	1.F FE
..55400E-AC-3	MVIOT 2020-1A C 4.210% 10/20/37		06/20/2024	Paydown		33,043	33,043	33,040	33,040	0	2	0	2	0	33,043	0	0	0	569	10/20/2037	2.B FE
..55400U-AB-9	MW OWNER TRUST 2022-1A B 4.400% 11/21/39		06/20/2024	Paydown		283,067	283,067	283,036	283,038	0	29	0	29	0	283,067	0	0	0	5,094	11/21/2039	1.F FE
..58942H-AB-7	MERCY HEALTHCARE SYSTEM 3.555% 08/01/27		05/23/2024	Wells Fargo Securities		9,491,200	10,000,000	10,000,000	10,000,000	0	0	0	0	0	10,000,000	0	(508,800)	(508,800)	293,288	08/01/2027	1.F FE
..59549W-AA-1	MID STATE TRUST SERIES 11 A1 4.864%		06/15/2024	Paydown		77,876	77,876	75,830	77,623	0	253	0	253	0	77,876	0	0	0	1,764	07/15/2038	1.E FE
..59549W-AA-1	MID STATE TRUST SERIES 11 A1 4.864%		07/15/38	Paydown		31,124	31,124	30,307	31,023	0	101	0	101	0	31,124	0	0	0	505	07/15/2038	1.F FE
..59800C-AF-0	MILL CITY MORTGAGE TRUST 2017-3 M2 3.250%		06/01/2024	Paydown		12,678	12,678	12,370	12,549	0	130	0	130	0	12,678	0	0	0	193	02/25/2058	1.A
..60040#-AA-0	MILLENNIUM PIPELINE LLC SENIOR SECURED NOTES 5.330% 06/30/27		06/30/2024	Redemption	100.0000	25,023	25,023	25,023	25,023	0	0	0	0	0	25,023	0	0	0	667	06/30/2027	1.G FE
..62848B-AB-7	MW OWNER TRUST 2018-1A B 3.600% 01/21/36		06/20/2024	Paydown		37,609	37,609	37,603	37,606	0	3	0	3	0	37,609	0	0	0	563	01/21/2036	1.F FE
..62848P-AB-6	MW OWNER TRUST 2023-1A B 5.420% 10/20/40		06/20/2024	Paydown		323,296	323,296	323,291	323,288	0	8	0	8	0	323,296	0	0	0	7,304	10/20/2040	1.F FE
..62946A-AA-2	NP SPE 11 LLC 2016-1A A1 4.164% 04/20/46		06/20/2024	Paydown		86,850	86,850	86,850	86,850	0	0	0	0	0	86,850	0	0	0	1,519	04/20/2046	1.G FE
..629682-AA-3	NADG NNN OPERATING LP 2019-1 A 3.368%		06/28/2024	Paydown		3,750	3,750	3,750	3,750	0	0	0	0	0	3,750	0	0	0	53	12/28/2049	1.F FE
..63730*-AB-1	NATIONAL RAILROAD PASSENGER SENIOR SECURED NOTES 3.600% 11/15/33		05/15/2024	Redemption	100.0000	123,288	123,288	123,288	123,288	0	0	0	0	0	123,288	0	0	0	2,219	11/15/2033	1.C FE
..638961-AA-0	NAVIENT STUDENT LOAN TRUST 2023-A A 5.510%		06/15/2024	Paydown		190,607	190,607	190,331	190,362	0	245	0	245	0	190,607	0	0	0	4,362	10/15/2032	1.A FE
..63939N-AB-9	NAVIENT STUDENT LOAN TRUST 2016-AA A2A 3.910% 12/15/45		06/15/2024	Paydown		60,291	60,291	60,263	60,283	0	9	0	9	0	60,291	0	0	0	961	12/15/2045	1.A FE
..64016N-AC-1	NEIGHBORLY ISSUER LLC 2022-1A A2 3.695%		04/30/2024	Paydown		12,500	12,500	12,500	12,500	0	0	0	0	0	12,500	0	0	0	231	01/30/2052	2.C FE
..64352V-ED-9	NEW CENTURY HOME EQUITY LOAN 2003-5 A16 4.851% 11/25/33		06/01/2024	Paydown		36,603	36,603	34,365	36,440	0	(504)	0	(504)	0	35,936	0	666	666	757	11/25/2033	1.A FM

E05.9

STATEMENT AS OF JUNE 30, 2024 OF THE AUGUSTAR LIFE INSURANCE COMPANY

**SCHEDULE D - PART 4**

Show All Long-Term Bonds and Stock Sold, Redeemed or Otherwise Disposed of During the Current Quarter

1	2	3	4	5	6	7	8	9	10	Change In Book/Adjusted Carrying Value					16	17	18	19	20	21	22
										11	12	13	14	15							
CUSIP Identification	Description	For- eign	Disposal Date	Name of Purchaser	Number of Shares of Stock	Consid- eration	Par Value	Actual Cost	Prior Year Book/ Adjusted Carrying Value	Unrealized Valuation Increase/ (Decrease)	Current Year's (Amor- tization)/ Accretion	Current Year's Other Than Temporary Impairment Recogn- ized	Total Change in Book/ Adjusted Carrying Value (11 + 12 - 13)	Total Foreign Exchange Change in Book /Adjusted Carrying Value	Book/ Adjusted Carrying Value at Disposal Date	Foreign Exchange Gain (Loss) on Disposal	Realized Gain (Loss) on Disposal	Total Gain (Loss) on Disposal	Bond Interest/ Stock Dividends Received During Year	Stated Con- tractual Maturity Date	NAIC Desig- nation, NAIC Desig- nation Modifier and SVO Admini- strative Symbol
..662352-A*-4	NORTH SHORE LONG ISLAND JEWISH HEALTH CARE INC 4.200% 05/01/30		05/01/2024	Redemption 100.0000		262,320	262,320	262,320	262,320	0	0	0	0	0	262,320	0	0	0	5,509	05/01/2030	1.G
..670843-AA-9	ONSLow BAY FINANCIAL LLC 2023-NQM2 A1 6.319% 03/25/63		06/01/2024	Paydown		60,064	60,064	59,942	59,919	0	145	0	145	0	60,064	0	0	0	1,589	03/25/2063	1.A FE
..67190A-AC-0	OAK STREET INVESTMENT GRADE NE 2021-1A A3 2.800% 01/20/51		06/20/2024	Paydown		3,750	3,750	3,749	3,750	0	0	0	0	0	3,750	0	0	0	44	01/20/2051	2.A FE
..67400A-AC-6	OAKS MORTGAGE TRUST 2015-2 A3 3.500% 10/25/45		06/01/2024	Paydown		3,222	3,222	3,236	3,228	0	0	0	0	0	3,227	0	(6)	(6)	47	10/25/2045	1.A
..67448G-AA-1	ONSLow BAY FINANCIAL LLC 2023-NQM4 A1 6.113% 03/25/63		06/01/2024	Paydown		123,499	123,499	123,498	123,375	0	124	0	124	0	123,499	0	0	0	3,448	03/25/2063	1.A FE
..68504U-AB-7	ORANGE LAKE TIMESHARE TRUST 2019-A B 3.360% 04/09/38		04/01/2024	Paydown		0	0	0	0	0	0	0	0	0	0	0	0	0	3,643	04/09/2038	1.F FE
..69144A-AA-7	OXFORD FINANCE FUNDING TRUST 2020-1A A2 3.101% 02/15/28		06/15/2024	Paydown		11,940	11,940	11,940	11,940	0	0	0	0	0	11,940	0	0	0	185	02/15/2028	1.F FE
..69145B-AA-4	OXFORD FINANCE FUNDING TRUST 2022-1A A2 3.602% 02/15/30		06/15/2024	Paydown		492,775	492,775	492,775	492,775	0	0	0	0	0	492,775	0	0	0	7,707	02/15/2030	1.F FE
..693652-AB-5	PSMC 2020-2 A2 3.000% 05/25/50		06/01/2024	Paydown		21,991	21,991	22,589	21,991	0	(438)	0	(438)	0	21,991	0	0	0	297	05/25/2050	1.A
..693684-AM-4	PSMC 2020-1 A12 3.500% 01/25/50		06/01/2024	Paydown		188,488	188,488	196,600	194,073	0	(5,585)	0	(5,585)	0	188,488	0	0	0	2,702	01/25/2050	1.A
..69371V-AA-5	PSMC TRUST 2018-1A A1 3.500% 02/25/48		06/01/2024	Paydown		5,294	5,294	5,227	5,249	0	45	0	45	0	5,294	0	0	0	88	02/25/2048	1.A
..69374X-AA-8	PSMC 2019-2 A1 3.500% 10/25/49		06/01/2024	Paydown		9,613	9,613	9,806	9,763	0	(150)	0	(150)	0	9,613	0	0	0	154	10/25/2049	1.A
..69375B-AM-9	PSMC 2019-3 A12 3.500% 11/25/49		06/01/2024	Paydown		10,403	10,403	10,637	10,589	0	(186)	0	(186)	0	10,403	0	0	0	148	11/25/2049	1.A
..72305*-AA-9	PineBridge Private Credit III Note A 3.250% 08/31/32		06/20/2024	Redemption 100.0000		1,944	1,944	1,944	1,713	0	0	0	0	1,944	0	0	0	47	08/31/2032	1.G PL	
..72305*-AB-7	PineBridge Private Credit III Note B 4.750% 08/31/32		06/20/2024	Redemption 100.0000		884	884	884	779	0	0	0	0	884	0	0	0	25	08/31/2032	2.C PL	
..72703P-AC-7	PLANET FITNESS MASTER ISSUER 2019-1A A2 3.858% 12/05/49		06/05/2024	Paydown		8,750	8,750	8,750	8,750	0	0	0	0	8,750	0	0	0	169	12/05/2049	2.B FE	
..72703P-AD-5	PLANET FITNESS MASTER ISSUER 2022-1A A2I 3.251% 12/05/51		06/05/2024	Paydown		16,250	16,250	16,250	16,250	0	0	0	0	16,250	0	0	0	264	12/05/2051	2.B FE	
..72703P-AE-3	PLANET FITNESS MASTER ISSUER 2022-1A A2II 4.008% 12/05/51		06/05/2024	Paydown		5,000	5,000	5,000	5,000	0	0	0	0	5,000	0	0	0	100	12/05/2051	2.B FE	
..73316P-HP-8	POPULAR ABS MORTGAGE PASS-THRO 2005-D A5 3.416% 01/25/36		06/01/2024	Paydown		1,845	1,845	1,739	1,825	0	2	0	2	0	1,826	0	19	19	26	01/25/2036	1.A FM
..74834L-AV-2	QUEST DIAGNOSTICS 4.250% 04/01/24		04/01/2024	Maturity		3,500,000	3,500,000	3,552,395	3,500,000	0	0	0	0	3,500,000	0	0	0	74,375	04/01/2024	2.B FE	
..750731-AA-9	LAS VEGAS RAIDERS LEASE-COLLATERALIZED PT CERTS 3.744% 02/10/49		06/10/2024	Various		15,224	15,224	15,224	15,224	0	0	0	0	15,224	0	0	0	238	02/10/2049	2.A	
..759950-CU-0	RENAISSANCE MTG ACCEPTANCE CR 2004-2 AF5 6.558% 07/25/34		06/01/2024	Paydown		97,330	97,330	85,950	85,950	0	327	0	327	0	86,277	0	11,053	11,053	1,406	07/25/2034	1.A FM
..784054-AD-0	SCF EQUIPMENT TRUST LLC 2020-1A B 2.020% 03/20/28		06/20/2024	Paydown		304,599	304,599	304,500	304,576	0	22	0	22	0	304,599	0	0	0	2,656	03/20/2028	1.B FE
..81745A-AB-3	SEQUOIA MORTGAGE TRUST 2013-5 A2 3.000% 05/25/43		06/01/2024	Paydown		16,515	16,515	16,802	16,723	0	(209)	0	(209)	0	16,515	0	0	0	185	05/25/2043	1.A
..81745C-AB-9	SEQUOIA MORTGAGE TRUST 2013-7 A2 3.000% 06/25/43		06/01/2024	Paydown		5,047	5,047	5,080	5,050	0	0	0	0	5,050	0	(3)	(3)	70	06/25/2043	1.A	
..81745X-AA-5	SEQUOIA MORTGAGE TRUST 2017-4 A1 3.500% 07/25/47		06/01/2024	Paydown		1,520	1,520	1,554	1,541	0	0	0	0	1,540	0	(20)	(20)	22	07/25/2047	1.A	
..81746H-AB-7	SEQUOIA MORTGAGE TRUST 2017-CH1 A2 3.500% 10/25/47		06/01/2024	Paydown		845	845	857	850	0	0	0	0	850	0	(5)	(5)	12	10/25/2047	1.A	
..81746Q-AA-9	SEQUOIA MORTGAGE TRUST 2018-2 A1 3.500% 02/25/48		06/01/2024	Paydown		5,323	5,323	5,360	5,342	0	0	0	0	5,342	0	(19)	(19)	78	02/25/2048	1.A	
..81746R-AU-3	SEQUOIA MORTGAGE TRUST 2016-2 A19 3.500% 08/25/46		06/01/2024	Paydown		4,377	4,377	4,467	4,409	0	0	0	0	4,409	0	(31)	(31)	67	08/25/2046	1.A	

E05.10

STATEMENT AS OF JUNE 30, 2024 OF THE AUGUSTAR LIFE INSURANCE COMPANY

**SCHEDULE D - PART 4**

Show All Long-Term Bonds and Stock Sold, Redeemed or Otherwise Disposed of During the Current Quarter

1	2	3	4	5	6	7	8	9	10	Change In Book/Adjusted Carrying Value					16	17	18	19	20	21	22
										11	12	13	14	15							
CUSIP Identification	Description	For- eign	Disposal Date	Name of Purchaser	Number of Shares of Stock	Consid- eration	Par Value	Actual Cost	Prior Year Book/ Adjusted Carrying Value	Unrealized Valuation Increase/ (Decrease)	Current Year's (Amor- tization)/ Accretion	Current Year's Other Than Temporary Impairment Recogn- ized	Total Change in Book/ Adjusted Carrying Value (11 + 12 - 13)	Total Foreign Exchange Change in Book /Adjusted Carrying Value	Book/ Adjusted Carrying Value at Disposal Date	Foreign Exchange Gain (Loss) on Disposal	Realized Gain (Loss) on Disposal	Total Gain (Loss) on Disposal	Bond Interest/ Stock Dividends Received During Year	Stated Con- tractual Maturity Date	NAIC Desig- nation, NAIC Desig- nation Modifier and SVO Admini- strative Symbol
..81746Y-AA-2	SEQUOIA MORTGAGE TRUST 2019-2 A1 4.000% 05/25/49		06/01/2024	Paydown		2,891	2,891	2,946	2,924	0	0	0	0	0	2,924	0	(33)	(33)	47	05/25/2049	1.A
..81747C-AA-9	SEQUOIA MORTGAGE TRUST 2019-CH2 A1 4.500% 08/25/49		06/01/2024	Paydown		6,166	6,166	6,345	6,280	0	(1)	0	(1)	0	6,279	0	(113)	(113)	137	08/25/2049	1.A
..81747D-AA-7	SEQUOIA MORTGAGE TRUST 2018-CH1 A1 4.000% 02/25/48		06/01/2024	Paydown		1,920	1,920	1,951	1,933	0	0	0	0	0	1,933	0	(13)	(13)	32	02/25/2048	1.A
..81748B-AB-8	SEQUOIA MORTGAGE TRUST 2019-3 A2 3.500% 09/25/49		06/01/2024	Paydown		4,603	4,603	4,684	4,665	0	(61)	0	(61)	0	4,603	0	0	0	66	09/25/2049	1.A
..81748J-AA-3	SEQUOIA MORTGAGE TRUST 2019-4 A1 3.500% 11/25/49		06/01/2024	Paydown		703	703	718	713	0	(10)	0	(10)	0	703	0	0	0	10	11/25/2049	1.A
..81761T-AA-3	SERVICEMASTER BRANDS 2020-1 A2I 2.841% 01/30/51		04/30/2024	Paydown		7,500	7,500	7,500	7,500	0	0	0	0	0	7,500	0	0	0	107	01/30/2051	2.C FE
..81761T-AC-9	SERVICEMASTER BRANDS 2020-1 A2II 3.337% 01/30/51		04/30/2024	Paydown		7,500	7,500	7,500	7,500	0	0	0	0	0	7,500	0	0	0	125	01/30/2051	2.C FE
..81761T-AG-0	SERVICEMASTER BRANDS 2021-1 A2III 3.113% 07/30/51		04/30/2024	Paydown		8,750	8,750	8,750	8,750	0	0	0	0	0	8,750	0	0	0	136	07/30/2051	2.C FE
..81783R-AA-1	SETTLEMENT FEE FINANCE LLC 2013-1A A 3.980% 01/25/44		04/25/2024	Paydown		70,957	70,957	70,957	70,957	0	0	0	0	0	70,957	0	0	0	1,412	01/25/2044	1.F FE
..826525-AB-3	SIERRA RECEIVABLES FUNDING CO 2020-2A B 2.320% 07/20/37		06/20/2024	Paydown		59,941	59,941	59,925	59,933	0	8	0	8	0	59,941	0	0	0	579	07/20/2037	1.F FE
..826525-AC-1	SIERRA RECEIVABLES FUNDING CO 2020-2A C 3.510% 07/20/37		06/20/2024	Paydown		39,961	39,961	39,956	39,957	0	3	0	3	0	39,961	0	0	0	584	07/20/2037	2.B FE
..82652M-AC-4	SIERRA RECEIVABLES FUNDING CO 2019-2A C 3.120% 05/20/36		06/20/2024	Paydown		18,643	18,643	18,642	18,642	0	1	0	1	0	18,643	0	0	0	243	05/20/2036	2.B FE
..826943-AB-8	SIERRA RECEIVABLES FUNDING CO 2023-1A B 5.830% 01/20/40		06/20/2024	Paydown		122,313	122,313	122,287	122,289	0	25	0	25	0	122,313	0	0	0	2,941	01/20/2040	1.F FE
..82894*-AV-9	J R SIMPLOT COMPANY SENIOR NOTES 3.910% 05/22/24		05/22/2024	Maturity Redemption	100.0000	5,000,000	5,000,000	5,000,000	5,000,000	0	0	0	0	0	5,000,000	0	0	0	97,750	05/22/2024	2.C
..83416W-AB-9	SOLAR STAR FUNDING LLC 144A 3.950% 06/30/35		06/30/2024	Redemption	100.0000	40,896	40,896	40,896	40,896	0	0	0	0	0	40,896	0	0	0	808	06/30/2035	2.B FE
..84314#-AB-7	SOUTHERN ILLINOIS POWER COOP SENIOR SECURED NOTES 5.750% 06/15/40		06/15/2024	Redemption	100.0000	35,714	35,714	35,714	35,714	0	0	0	0	0	35,714	0	0	0	1,027	06/15/2040	2.B
..84314#-AC-5	SOUTHERN ILLINOIS POWER COOP SENIOR SECURED NOTES 5.000% 06/15/25		06/15/2024	Redemption	100.0000	115,385	115,385	115,385	115,385	0	0	0	0	0	115,385	0	0	0	2,885	06/15/2025	2.B FE
..84334#-AA-5	SOUTHERN MARYLAND ELECTRIC COO FIRST MORTGAGE BONDS 4.000% 04/16/48		04/16/2024	Redemption	100.0000	76,313	76,313	76,313	76,313	0	0	0	0	0	76,313	0	0	0	1,526	04/16/2048	2.A
..84858D-AA-6	SPIRIT AIRLINES 2015-1 A 4.100% 04/01/28		04/01/2024	Various Redemption	100.0000	123,394	123,394	124,347	123,910	0	(32)	0	(32)	0	123,879	0	(485)	(485)	2,530	04/01/2028	3.A FE
..84858E-AA-4	SPIRIT AIRLINES 2015-1 B 4.450% 04/01/24		04/01/2024	Redemption	100.0000	330,372	330,372	330,372	330,372	0	0	0	0	0	330,372	0	0	0	7,351	04/01/2024	4.A FE
..859245-AA-0	STERLING BANK TRUST FSB 2004-1 2.245% 04/26/26		06/26/2024	Paydown		0	0	4,137	1,003	0	(1,003)	0	(1,003)	0	0	0	0	0	671	04/26/2026	1.C
..86190B-AD-6	STORE MASTER FUNDING LLC 2021-1A A4 3.700% 06/20/51		06/20/2024	Paydown		2,500	2,500	2,499	2,499	0	1	0	1	0	2,500	0	0	0	39	06/20/2051	1.C FE
..86212V-AF-1	STORE MASTER FUNDING LLC 2018-1A A3 4.400% 10/20/48		04/20/2024	Paydown		1,911,667	1,911,667	1,910,849	1,911,151	0	515	0	515	0	1,911,667	0	0	0	27,570	10/20/2048	1.C FE
..86212X-AB-6	STORE MASTER FUNDING LLC 2019-1 A2 3.650% 10/20/49		06/20/2024	Paydown		3,750	3,750	3,750	3,750	0	0	0	0	0	3,750	0	0	0	55	10/20/2049	1.A FE
..86358R-IIU-7	STRUCTURED ASSET SEC CORP 2002-3 B1 6.500% 03/25/32		06/01/2024	Paydown		51,175	51,175	51,151	51,027	0	(3)	0	(3)	0	51,025	0	150	150	1,399	03/25/2032	1.A FM
..86359A-K3-6	STRUCTURED ASSET SECURITIES 2003-25XS A5 6.120% 08/25/33		06/01/2024	Paydown		13,487	13,487	9,169	9,169	0	0	0	0	0	9,169	0	4,319	4,319	269	08/25/2033	1.A FM
..86765B-AN-9	SUNOCO LOGISTICS PARTNER 4.250% 04/01/24		04/01/2024	Maturity		1,000,000	1,000,000	999,680	999,990	0	10	0	10	0	1,000,000	0	0	0	21,250	04/01/2024	2.B FE

STATEMENT AS OF JUNE 30, 2024 OF THE AUGUSTAR LIFE INSURANCE COMPANY

**SCHEDULE D - PART 4**

Show All Long-Term Bonds and Stock Sold, Redeemed or Otherwise Disposed of During the Current Quarter

1	2	3	4	5	6	7	8	9	10	Change In Book/Adjusted Carrying Value					16	17	18	19	20	21	22
										11	12	13	14	15							
CUSIP Identification	Description	Foreign	Disposal Date	Name of Purchaser	Number of Shares of Stock	Consideration	Par Value	Actual Cost	Prior Year Book/Adjusted Carrying Value	Unrealized Valuation Increase/(Decrease)	Current Year's (Amortization)/Accretion	Current Year's Other Than Temporary Impairment Recognized	Total Change in Book/Adjusted Carrying Value (11 + 12 - 13)	Total Foreign Exchange Change in Book /Adjusted Carrying Value	Book/Adjusted Carrying Value at Disposal Date	Foreign Exchange Gain (Loss) on Disposal	Realized Gain (Loss) on Disposal	Total Gain (Loss) on Disposal	Bond Interest/Stock Dividends Received During Year	Stated Contractual Maturity Date	NAIC Designation, NAIC Designation Modifier and SVO Administrative Symbol
..872480-AF-5	TIF FUNDING II LLC 2021-1A B 2.540%		06/20/2024	Paydown		38,156	38,156	38,147	38,149	0	7	0	7	0	38,156	0	0	0	404	02/20/2046	2.A FE
..87407R-AC-0	TAL ADVANTAGE VII LLC 2020-1A B 3.290%		06/20/2024	Paydown		72,188	72,188	72,171	72,176	0	12	0	12	0	72,188	0	0	0	990	09/20/2045	2.B FE
..88315L-AE-8	TEXTAINER MARINE CONTAINERS 2020-1A A 2.730% 08/21/45		06/01/2024	Paydown		52,481	52,481	52,472	52,446	0	35	0	35	0	52,481	0	0	0	597	08/21/2045	1.F FE
..88315L-AQ-1	TEXTAINER MARINE CONTAINERS 2021-2A A 2.230% 04/20/46		06/20/2024	Paydown		80,000	80,000	79,986	79,989	0	1	0	1	0	79,989	0	11	11	743	04/20/2046	1.F FE
..88315L-AR-9	TEXTAINER MARINE CONTAINERS 2021-2A B 2.820% 04/20/46		06/20/2024	Paydown		50,000	50,000	49,982	49,986	0	14	0	14	0	50,000	0	0	0	588	04/20/2046	2.B FE
..88641W-AE-9	TIDEWATER AUTO RECEIVABLES TRU 2020-AA D 2.310% 03/15/27		06/15/2024	Paydown		706,580	706,580	706,348	706,535	0	45	0	45	0	706,580	0	0	0	6,775	03/15/2027	1.B FE
..89656C-AA-1	TRINITY RAIL LEASING LP 2010-1A A 5.194% 10/16/40		06/16/2024	Paydown		83,970	83,970	83,970	83,970	0	0	0	0	0	83,970	0	0	0	1,829	10/16/2040	1.F FE
..89657B-AA-2	TRINITY RAIL LEASING L.P. 2019-1A A 3.820% 04/17/49		06/17/2024	Paydown		21,514	21,514	21,503	21,507	0	6	0	6	0	21,514	0	0	0	338	04/17/2049	1.F FE
..902635-AA-9	UNITED CAPITAL MARKETS 2003-A 2.300% 11/08/27		06/25/2024	Paydown		0	0	1,117	1,159	0	(54)	0	(54)	0	1,106	0	(1,106)	(1,106)	548	11/08/2027	1.A FE
..90352W-AD-6	USQ RAIL I LLC 2021-1A A 2.250% 02/28/51		06/28/2024	Paydown		14,851	14,851	14,851	14,852	0	(1)	0	(1)	0	14,851	0	0	0	139	02/28/2051	1.F FE
..90932J-AA-0	UNITED AIR 2019-2 AA PTT 2.700% 05/01/32		05/01/2024	Various Redemption 100.0000		76,581	76,581	76,613	76,603	0	(1)	0	(1)	0	76,602	0	(21)	(21)	1,034	05/01/2032	1.E FE
..90933J-AA-9	UNITED AIRLINES 2016-2 B 3.650% 10/07/25 VCP PRL ABS I LTD 2021-1A B 2.848% 10/20/31		04/07/2024			85,648	85,648	85,648	85,648	0	0	0	0	0	85,648	0	0	0	1,563	10/07/2025	3.B FE
..92243R-AC-8	VELOCITY COMMERCIAL CAPITAL LO 2018-1 A 3.590% 04/25/48		04/20/2024	Paydown		5,651	5,651	5,651	5,651	0	0	0	0	0	5,651	0	0	0	80	10/20/2031	2.B FE
..92257A-AB-0	VELOCITY COMMERCIAL CAPITAL LO 2019-2 A 3.130% 07/25/49		06/01/2024	Paydown		95,386	95,386	95,354	95,182	0	204	0	204	0	95,386	0	0	0	1,361	04/25/2048	1.A FE
..92257N-AA-4	VELOCITY COMMERCIAL CAPITAL LO 2023-4 A 7.670% 11/25/53		06/01/2024	Paydown		126,885	126,885	126,873	126,674	0	211	0	211	0	126,885	0	0	0	1,668	07/25/2049	1.A FE
..92259H-AA-5	VERUS SECURITIZATION TRUST 2022-5 A1 3.800% 04/25/67		06/01/2024	Paydown		53,981	53,981	53,976	53,968	0	13	0	13	0	53,981	0	0	0	1,673	11/25/2053	1.A FE
..924921-AA-7	VERUS SECURITIZATION TRUST 2022-5 A1 3.800% 04/25/67		06/01/2024	Paydown		76,733	76,733	75,090	75,387	0	1,346	0	1,346	0	76,733	0	0	0	1,280	04/25/2067	1.A FE
..92539B-AC-6	VERUS SECURITIZATION TRUST 2023-1 A3 6.900% 12/25/67		06/01/2024	Paydown		74,305	74,305	74,285	74,206	0	99	0	99	0	74,305	0	0	0	2,115	12/25/2067	1.F FE
..92539F-AC-7	VERUS SECURITIZATION TRUST 2023-INV1 A3 6.758% 02/25/68		06/01/2024	Paydown		178,816	178,816	178,814	178,619	0	197	0	197	0	178,816	0	0	0	5,217	02/25/2068	1.F FE
..92539G-AC-5	VERUS SECURITIZATION TRUST 2023-3 A3 6.743% 03/25/68		06/01/2024	Paydown		168,835	168,835	168,834	168,654	0	181	0	181	0	168,835	0	0	0	5,046	03/25/2068	1.F FE
..92540B-AC-3	VERUS SECURITIZATION TRUST 2023-INV2 A3 7.079% 08/25/68		06/01/2024	Paydown		75,938	75,938	75,937	75,871	0	67	0	67	0	75,938	0	0	0	2,194	08/25/2068	1.F FE
..92838B-AA-1	VISTA RIDGE LLC SENIOR SECURED NOTES 2.570% 10/14/49		06/30/2024	Redemption 100.0000		19,197	19,197	19,197	19,197	0	0	0	0	0	19,197	0	0	0	247	10/14/2049	1.F PL
..92922F-JJ-8	WASHINGTON MUTUAL 2003-AR11 B1 5.849% 10/25/33		06/01/2024	Paydown		446	446	228	293	0	3	0	3	0	296	0	149	149	10	10/25/2033	1.A FM
..92922F-KX-5	WASHINGTON MUTUAL 2003-AR12 B1 6.025% 02/25/34		04/01/2024	Paydown		0	239,948	31,078	35,239	0	163	0	163	0	35,402	0	(35,402)	(35,402)	0	02/25/2034	6. FM
..94354K-AA-8	WAVE USA 2019-1 A 3.597% 09/15/44		06/15/2024	Paydown		121,026	121,026	121,021	121,021	0	5	0	5	0	121,026	0	0	0	2,104	09/15/2044	2.A FE
..949831-AA-9	WELLS FARGO MRTG BACKED SEC 2019-3 A1 3.500% 07/25/49		06/01/2024	Paydown		4,846	4,846	4,914	4,896	0	(50)	0	(50)	0	4,846	0	0	0	72	07/25/2049	1.A
..94989U-AS-0	WELLS FARGO MORTGAGE BACKED 2018-1 A17 3.500% 07/25/47		06/01/2024	Paydown		19,826	19,826	18,918	19,279	0	547	0	547	0	19,826	0	0	0	285	07/25/2047	1.A

EO5.12

STATEMENT AS OF JUNE 30, 2024 OF THE AUGUSTAR LIFE INSURANCE COMPANY

**SCHEDULE D - PART 4**

Show All Long-Term Bonds and Stock Sold, Redeemed or Otherwise Disposed of During the Current Quarter

1	2	3	4	5	6	7	8	9	10	Change In Book/Adjusted Carrying Value					16	17	18	19	20	21	22
										11	12	13	14	15							
CUSIP Identification	Description	For-foreign	Disposal Date	Name of Purchaser	Number of Shares of Stock	Consideration	Par Value	Actual Cost	Prior Year Book/Adjusted Carrying Value	Unrealized Valuation Increase/(Decrease)	Current Year's (Amortization)/Accretion	Current Year's Other Than Temporary Impairment Recognized	Total Change in Book/Adjusted Carrying Value (11 + 12 - 13)	Total Foreign Exchange Change in Book /Adjusted Carrying Value	Book/Adjusted Carrying Value at Disposal Date	Foreign Exchange Gain (Loss) on Disposal	Realized Gain (Loss) on Disposal	Total Gain (Loss) on Disposal	Bond Interest/Stock Dividends Received During Year	Stated Contractual Maturity Date	NAIC Designation, NAIC Designation Modifier and SVO Administrative Symbol
..95002F-AE-4	WELLS FARGO MORTGAGE BACKED 2019-4 A5		06/01/2024	Paydown		219,512	219,512	225,122	223,339	0	(3,827)	0	(3,827)	0	219,512	0	0	0	3,356	09/25/2049	1.A
..95002J-AA-4	WELLS FARGO MORTGAGE BACKED SEC 2019-2 A1		06/01/2024	Paydown		3,141	3,141	3,197	3,174	0	(33)	0	(33)	0	3,141	0	0	0	52	04/25/2049	1.A
..95002T-AA-2	WELLS FARGO MORTGAGE BACKED SE 2020-3 A1		06/01/2024	Paydown		30,086	30,086	31,073	30,818	0	(732)	0	(732)	0	30,086	0	0	0	349	06/25/2050	1.A
..95058X-AH-1	WENDYS FUNDING LLC 2019-1A A211 4.080%		06/15/2024	Paydown		8,966	8,966	8,966	8,966	0	0	0	0	0	8,966	0	0	0	183	06/15/2049	2.B FE
..95058X-AP-3	WENDYS FUNDING LLC 2022-1A A211 4.535%		06/15/2024	Paydown		10,099	10,099	10,099	10,099	0	0	0	0	0	10,099	0	0	0	229	03/15/2052	2.B FE
..97064E-AA-6	WILLIS ENGINE SECURITIZATION T 2018-A A		06/15/2024	Paydown		9,665	9,665	9,664	9,664	0	0	0	0	0	9,665	0	0	0	230	09/15/2043	1.G FE
..97064E-AA-6	WILLIS ENGINE SECURITIZATION T 2018-A A		05/15/2024	Paydown		19,329	19,329	19,328	19,328	0	1	0	1	0	19,329	0	0	0	344	09/15/2043	2.A FE
..97064F-AA-3	WILLIS ENGINE SECURITIZATION T 2020-A A		06/15/2024	Paydown		35,748	35,748	35,747	35,747	0	1	0	1	0	35,748	0	0	0	481	03/15/2045	1.F FE
..97064G-AA-1	WILLIS ENGINE SECURITIZATION T 2021-A A		06/15/2024	Paydown		17,207	17,207	17,206	17,206	0	1	0	1	0	17,207	0	0	0	227	05/15/2046	1.F FE
..97652P-AA-9	WINWATER MORTGAGE LOAN TRUST 2014-1 A1		06/01/2024	Paydown		5,957	5,957	6,159	6,057	0	(2)	0	(2)	0	6,055	0	(98)	(98)	97	06/27/2044	1.A
..97652T-AD-5	WINWATER MORTGAGE LOAN TRUST 2015-1 A4		06/01/2024	Paydown		2,172	2,172	2,220	2,196	0	(24)	0	(24)	0	2,172	0	0	0	32	01/20/2045	1.A
..98920M-AA-0	ZAXBY'S FUNDING LLC 2021-1A A2 3.238%		07/30/2024	Paydown		7,500	7,500	7,500	7,500	0	0	0	0	0	7,500	0	0	0	121	07/30/2051	2.B FE
..009088-AA-3	AIR CANADA 2015-2AA 3.750% 12/15/27	A	06/15/2024	Various		168,775	168,775	168,437	168,600	0	23	0	23	0	168,623	0	152	152	3,165	12/15/2027	1.E FE
..009088-AB-1	AIR CANADA 2015-2A 4.125% 12/15/27	A	06/15/2024	Redemption	100.0000	48,221	48,221	48,221	48,221	0	0	0	0	0	48,221	0	0	0	995	12/15/2027	2.B FE
..05330K-AA-3	AUTO METRO PUERTO RICO AUTOPISTAS LLC 144A	C	06/30/2024	Redemption	100.0000	78,750	78,750	78,750	78,750	0	0	0	0	0	78,750	0	0	0	2,658	06/30/2035	2.C FE
..06759M-AJ-0	BABSON CLO LTD 2016-1A B2R 4.580% 07/23/30	D	04/23/2024	Paydown		6,000,000	6,000,000	6,000,000	6,000,000	0	0	0	0	0	6,000,000	0	0	0	137,400	07/23/2030	1.A FE
..10948V-BA-2	BRIGHTWOOD CAPITAL MMI CLO LTD. 2020-1A A2R	D	04/15/2024	Paydown		361,807	361,807	361,807	361,807	0	0	0	0	0	361,807	0	0	0	13,515	01/15/2031	1.A FE
..12807C-AA-1	CAL FUNDING IV LTD 2020-1A A 2.220%	D	06/25/2024	Paydown		85,000	85,000	84,981	84,990	0	10	0	10	0	85,000	0	0	0	786	09/25/2045	1.F FE
..200447-A@-9	COMISION FEDERAL DE ELECTRICID SENIOR NOTES	D	06/26/2024	Redemption	100.0000	200,000	200,000	200,000	200,000	0	0	0	0	0	200,000	0	0	0	5,460	06/26/2038	2.B
..45605P-AM-0	INDUSTRIAL DPR FUNDING LTD 2016-1A 3 5.235%	D	04/15/2024	Redemption	100.0000	190,756	190,756	190,756	190,756	0	0	0	0	0	190,756	0	0	0	4,993	04/15/2026	2.B FE
..494386-AB-1	KIMBERLY-CLARK DE MEXICO 144A 3.800%	D	04/08/2024	Maturity		2,750,000	2,750,000	2,747,725	2,749,927	0	73	0	73	0	2,750,000	0	0	0	52,250	04/08/2024	1.G FE
..610331-AA-8	MONROE CAPITAL ABS FUNDING LTD 2021-1A A2	D	04/22/2024	Paydown		283,841	283,841	283,841	283,841	0	0	0	0	0	283,841	0	0	0	3,973	04/22/2031	1.F FE
..83363R-AA-5	SOCIEDAD CONC AUTOPISTA CENTRA 144A SENIOR SECURED BOND 6.223% 12/15/26	C	06/15/2024	Redemption	100.0000	7,500	7,500	7,713	7,532	0	(8)	0	(8)	0	7,524	0	(24)	(24)	233	12/15/2026	2.A FE
..86709L-AA-4	PROJECT SUNBIRD 2020-1A A 3.671% 02/15/45	D	06/15/2024	Paydown		261,260	261,260	261,250	261,247	0	0	0	0	0	261,247	0	13	13	3,379	02/15/2045	1.G FE
..89989F-AA-2	TURBINE ENGINE SEC LTD 2013-1A A 5.125%	C	06/15/2024	Paydown		47,462	47,462	46,691	47,289	0	173	0	173	0	47,462	0	0	0	987	12/13/2048	3.C FE
..97988W-AC-5	WOODMONT TRUST 2020-7A A1B 2.274% 01/15/32	C	04/15/2024	Paydown		643,697	643,697	643,697	643,697	0	0	0	0	0	643,697	0	0	0	7,318	01/15/2032	1.A FE
..K2162@-AB-2	DANISH CROWN A/S SERIES B 5.090% 06/13/24	D	06/13/2024	Various		1,000,000	1,000,000	1,000,000	1,000,000	0	0	0	0	0	1,000,000	0	0	0	25,450	06/13/2024	2.C

E05.13

STATEMENT AS OF JUNE 30, 2024 OF THE AUGUSTAR LIFE INSURANCE COMPANY

**SCHEDULE D - PART 4**

Show All Long-Term Bonds and Stock Sold, Redeemed or Otherwise Disposed of During the Current Quarter

1	2	3	4	5	6	7	8	9	10	Change In Book/Adjusted Carrying Value					16	17	18	19	20	21	22		
										11	12	13	14	15									
CUSIP Identification	Description	For- eign	Disposal Date	Name of Purchaser	Number of Shares of Stock	Consid- eration	Par Value	Actual Cost	Prior Year Book/ Adjusted Carrying Value	Unrealized Valuation Increase/ (Decrease)	Current Year's (Amor- tization)/ Accretion	Other Than Temporary Impairment Recogn- ized	Total Change in Book/ Adjusted Carrying Value (11 + 12 - 13)	Total Foreign Exchange Change in Book /Adjusted Carrying Value	Book/ Adjusted Carrying Value at Disposal Date	Foreign Exchange Gain (Loss) on Disposal	Realized Gain (Loss) on Disposal	Total Gain (Loss) on Disposal	Bond Interest/ Stock Dividends Received During Year	Stated Con- tractual Maturity Date	NAIC Desig- nation, NAIC Desig- nation Modifier and SVO Admini- strative Symbol		
.P70778-AF-1	NASSAU AIRPORT DEVELOPMENT CO 7.000% 11/30/33	D.....	.06/30/2024	Various		105,000	105,000	105,000	105,000	0	0	0	0	0	105,000	0	0	0	3,675	11/30/2033	3.C PL		
..03974*-AA-6	GIP CAPRICORN FINCO PTY LTD 3.110% 12/31/34	D.....	.03/31/2024	Various		8,875	8,875	8,875	8,875	0	0	0	0	0	8,875	0	0	0	69	12/31/2034	2.B PL		
1109999999. Subtotal - Bonds - Industrial and Miscellaneous (Unaffiliated)						126,855,180	128,912,562	130,738,572	105,750,401	1,686	(36,570)	0	(34,884)	0	130,230,792	0	(3,568,871)	(3,568,871)	3,182,169	XXX	XXX		
2509999997. Total - Bonds - Part 4						413,861,970	425,817,662	417,830,149	152,411,989	1,686	187,807	0	189,493	0	417,476,128	0	(3,807,417)	(3,807,417)	6,165,946	XXX	XXX		
2509999998. Total - Bonds - Part 5						XXX	XXX	XXX	XXX	XXX	XXX	XXX	XXX	XXX	XXX	XXX	XXX	XXX	XXX	XXX	XXX	XXX	
2509999999. Total - Bonds						413,861,970	425,817,662	417,830,149	152,411,989	1,686	187,807	0	189,493	0	417,476,128	0	(3,807,417)	(3,807,417)	6,165,946	XXX	XXX		
4509999997. Total - Preferred Stocks - Part 4						0	XXX	0	0	0	0	0	0	0	0	0	0	0	0	0	XXX	XXX	
4509999998. Total - Preferred Stocks - Part 5						XXX	XXX	XXX	XXX	XXX	XXX	XXX	XXX	XXX	XXX	XXX	XXX	XXX	XXX	XXX	XXX	XXX	XXX
4509999999. Total - Preferred Stocks						0	XXX	0	0	0	0	0	0	0	0	0	0	0	0	0	XXX	XXX	
5989999997. Total - Common Stocks - Part 4						0	XXX	0	0	0	0	0	0	0	0	0	0	0	0	0	XXX	XXX	
5989999998. Total - Common Stocks - Part 5						XXX	XXX	XXX	XXX	XXX	XXX	XXX	XXX	XXX	XXX	XXX	XXX	XXX	XXX	XXX	XXX	XXX	XXX
5989999999. Total - Common Stocks						0	XXX	0	0	0	0	0	0	0	0	0	0	0	0	0	XXX	XXX	
5999999999. Total - Preferred and Common Stocks						0	XXX	0	0	0	0	0	0	0	0	0	0	0	0	0	XXX	XXX	
6009999999 - Totals						413,861,970	XXX	417,830,149	152,411,989	1,686	187,807	0	189,493	0	417,476,128	0	(3,807,417)	(3,807,417)	6,165,946	XXX	XXX		



STATEMENT AS OF JUNE 30, 2024 OF THE AUGUSTAR LIFE INSURANCE COMPANY

**SCHEDULE DB - PART A - SECTION 1**

Showing all Options, Caps, Floors, Collars, Swaps and Forwards Open as of Current Statement Date

1	2	3	4	5	6	7	8	9	10	11	12	13	14	15	16	17	18	19	20	21	22	23		
Description	Description of Item(s) Hedged, Used for Income Generation or Replicated	Schedule/ Exhibit Identifier	Type(s) of Risk(s) (a)	Exchange, Counterparty or Central Clearinghouse	Trade Date	Date of Maturity or Expiration	Number of Contracts	Notional Amount	Strike Price, Rate or Index Received (Paid)	Cumulative Prior Year(s) Initial Cost of Un-discounted Premium (Received) Paid	Current Year Initial Cost of Un-discounted Premium (Received) Paid	Current Year Income	Book/ Adjusted Carrying Value	Code	Fair Value	Unrealized Valuation Increase/ (Decrease)	Total Foreign Exchange Change in B./A.C.V.	Current Year's (Amortization)/ Accretion	Adjustment to Carrying Value of Hedged Item	Potential Exposure	Credit Quality of Reference Entity	Hedge Effectiveness at Inception and at Quarter-end (b)		
007999999. Subtotal - Purchased Options - Hedging Effective Excluding Variable Annuity Guarantees Under SSAP No.108										0	0	0	0	XXX	0	0	0	0	0	0	XXX	XXX		
014999999. Subtotal - Purchased Options - Hedging Effective Variable Annuity Guarantees Under SSAP No.108										0	0	0	0	XXX	0	0	0	0	0	0	0	0	XXX	XXX
RUSSELL 2000 7/12/2024 Strike @ 1931.09	Fixed Index Annuities	Exhibit 5 ...	Equity/Index	BNP Paribas KVQR4N79VEI6JPSK1K14	07/14/2023	07/12/2024	4,014	7,751,415	1,931.0900	409,499	0	0	91,314		91,314	(171,402)	0	0	0	0	0	0/0		
4642L158																								
RUSSELL 2000 8/14/2024 Strike @ 1920.493	Fixed Index Annuities	Exhibit 5 ...	Equity/Index	Wells Fargo KB1H1DSPPFMVCMJFXT09	08/14/2023	08/14/2024	3,241	6,223,646	1,920.4930	338,112	0	0	144,827		144,827	(143,261)	0	0	0	0	0	0/0		
4642L159																								
RUSSELL 2000 9/13/2024 Strike @ 1866.632	Fixed Index Annuities	Exhibit 5 ...	Equity/Index	Wells Fargo KB1H1DSPPFMVCMJFXT09	09/14/2023	09/13/2024	4,537	8,469,245	1,866.6320	448,349	0	0	518,208		518,208	(165,204)	0	0	0	0	0	0/0		
4642L160																								
RUSSELL 2000 10/11/2024 Strike @ 1719.711	Fixed Index Annuities	Exhibit 5 ...	Equity/Index	Wells Fargo KB1H1DSPPFMVCMJFXT09	10/13/2023	10/11/2024	3,507	6,030,975	1,719.7110	335,756	0	0	1,007,704		1,007,704	(78,616)	0	0	0	0	0	0/0		
4642L161																								
RUSSELL 2000 11/14/2024 Strike @ 1798.32	Fixed Index Annuities	Exhibit 5 ...	Equity/Index	Bank of America Merr EYKN6VOZCB8VD9IULB80	11/14/2023	11/14/2024	4,149	7,461,751	1,798.3200	390,779	0	0	963,813		963,813	(143,253)	0	0	0	0	0	0/0		
4642L162																								
RUSSELL 2000 12/13/2024 Strike @ 2000.515	Fixed Index Annuities	Exhibit 5 ...	Equity/Index	Goldman Sachs W22LR0WP21HZNB6K528	12/14/2023	12/13/2024	3,649	7,300,619	2,000.5150	423,327	0	0	201,907		201,907	(262,968)	0	0	0	0	0	0/0		
4642L163																								
RUSSELL 2000 1/14/2025 Strike @ 1950.964	Fixed Index Annuities	Exhibit 5 ...	Equity/Index	BNP Paribas KVQR4N79VEI6JPSK1K14	01/12/2024	01/14/2025	6,107	11,914,966	1,950.9640	0	620,291	0	672,047		672,047	51,755	0	0	0	0	0	0/0		
4642L164																								
RUSSELL 2000 1/24/2025 Strike @ 1958.97	Fixed Index Annuities	Exhibit 5 ...	Equity/Index	Morgan Stanley 4PQUH3JPFQFNF3BB653	01/26/2024	01/24/2025	365	714,593	1,958.9700	0	37,845	0	67,520		67,520	29,675	0	0	0	0	0	0/0		
4642L165																								
RUSSELL 2000 1/17/2025 Strike @ 1932.23	Fixed Index Annuities	Exhibit 5 ...	Equity/Index	Goldman Sachs W22LR0WP21HZNB6K528	01/19/2024	01/17/2025	337	650,563	1,932.2300	0	40,403	0	44,303		44,303	3,900	0	0	0	0	0	0/0		
4642L166																								
RUSSELL 2000 1/31/2025 Strike @ 1978.18	Fixed Index Annuities	Exhibit 5 ...	Equity/Index	Morgan Stanley 4PQUH3JPFQFNF3BB653	02/02/2024	01/31/2025	363	717,387	1,978.1800	0	36,833	0	62,886		62,886	26,053	0	0	0	0	0	0/0		
4642L167																								
RUSSELL 2000 2/7/2025 Strike @ 1959.46	Fixed Index Annuities	Exhibit 5 ...	Equity/Index	Bank of America Merr EYKN6VOZCB8VD9IULB80	02/09/2024	02/07/2025	425	833,398	1,959.4600	0	48,279	0	51,541		51,541	3,262	0	0	0	0	0	0/0		
4642L168																								
RUSSELL 2000 2/14/2025 Strike @ 2012.102	Fixed Index Annuities	Exhibit 5 ...	Equity/Index	Goldman Sachs W22LR0WP21HZNB6K528	02/14/2024	02/14/2025	11,946	24,036,188	2,012.1020	0	1,433,497	0	897,790		897,790	(535,707)	0	0	0	0	0	0/0		
4642L169																								
RUSSELL 2000 2/14/2025 Strike @ 1975.34	Fixed Index Annuities	Exhibit 5 ...	Equity/Index	Morgan Stanley 4PQUH3JPFQFNF3BB653	02/16/2024	02/14/2025	87	171,993	1,975.3400	0	14,381	0	13,987		13,987	(394)	0	0	0	0	0	0/0		
4642L170																								
RUSSELL 2000 2/21/2025 Strike @ 2002.6	Fixed Index Annuities	Exhibit 5 ...	Equity/Index	Goldman Sachs W22LR0WP21HZNB6K528	02/21/2024	02/21/2025	56	111,625	2,002.6000	0	6,689	0	4,816		4,816	(1,873)	0	0	0	0	0	0/0		
4642L171																								
RUSSELL 2000 2/21/2025 Strike @ 2003.12	Fixed Index Annuities	Exhibit 5 ...	Equity/Index	Morgan Stanley 4PQUH3JPFQFNF3BB653	02/23/2024	02/21/2025	65	129,582	2,003.1200	0	7,399	0	9,419		9,419	2,020	0	0	0	0	0	0/0		
4642L172																								
RUSSELL 2000 2/28/2025 Strike @ 2033.72	Fixed Index Annuities	Exhibit 5 ...	Equity/Index	Bank of America Merr EYKN6VOZCB8VD9IULB80	02/28/2024	02/28/2025	123	249,904	2,033.7200	0	15,216	0	8,860		8,860	(6,356)	0	0	0	0	0	0/0		
4642L173																								
RUSSELL 2000 3/6/2025 Strike @ 2066.02	Fixed Index Annuities	Exhibit 5 ...	Equity/Index	Wells Fargo KB1H1DSPPFMVCMJFXT09	03/06/2024	03/06/2025	215	443,760	2,066.0200	0	23,626	0	12,054		12,054	(11,572)	0	0	0	0	0	0/0		
4642L175																								
RUSSELL 2000 3/7/2025 Strike @ 2069.2	Fixed Index Annuities	Exhibit 5 ...	Equity/Index	Morgan Stanley 4PQUH3JPFQFNF3BB653	03/08/2024	03/07/2025	44	90,010	2,069.2000	0	5,179	0	4,034		4,034	(1,146)	0	0	0	0	0	0/0		
4642L176																								

STATEMENT AS OF JUNE 30, 2024 OF THE AUGUSTAR LIFE INSURANCE COMPANY

**SCHEDULE DB - PART A - SECTION 1**

Showing all Options, Caps, Floors, Collars, Swaps and Forwards Open as of Current Statement Date

1	2	3	4	5	6	7	8	9	10	11	12	13	14	15	16	17	18	19	20	21	22	23
Description	Description of Item(s) Hedged, Used for Income Generation or Replicated	Schedule/ Exhibit Identifier	Type(s) of Risk(s) (a)	Exchange, Counterparty or Central Clearinghouse	Trade Date	Date of Maturity or Expiration	Number of Contracts	Notional Amount	Strike Price, Rate or Index Received (Paid)	Cumulative Prior Year(s) Initial Cost of Un-discounted Premium (Received) Paid	Current Year Initial Cost of Un-discounted Premium (Received) Paid	Current Year Income	Book/ Adjusted Carrying Value	Code	Fair Value	Unrealized Valuation Increase/ (Decrease)	Total Foreign Exchange Change in B./A.C.V.	Current Year's (Amortization)/ Accretion	Adjustment to Carrying Value of Hedged Item	Potential Exposure	Credit Quality of Reference Entity	Hedge Effectiveness at Inception and at Quarter-end (b)
RUSSELL 2000 3/13/2025 Strike @ 2066.64 4642L177	Fixed Index Annuities	Exhibit 5	Equity/Index	Morgan Stanley .... 4PQUHNGJPFQFNF3BB653	03/13/2024	03/13/2025	254	525,609	2,066.6400	0	28,390	0	22,400		22,400	(5,990)	0	0	0	0	0	0/0
RUSSELL 2000 3/14/2025 Strike @ 2031.175 4642L178	Fixed Index Annuities	Exhibit 5	Equity/Index	Bank of America Merr ..... EYKN6VOZCB8VD9IULB80	03/14/2024	03/14/2025	9,659	19,619,871	2,031.1750	0	1,060,862	0	727,449		727,449	(333,413)	0	0	0	0	0	0/0
RUSSELL 2000 3/14/2025 Strike @ 2062.01 4642L179	Fixed Index Annuities	Exhibit 5	Equity/Index	Wells Fargo ..... KB1H1DSPPFMVCMCFXT09	03/15/2024	03/14/2025	515	1,062,554	2,062.0100	0	50,431	0	29,968		29,968	(20,462)	0	0	0	0	0	0/0
RUSSELL 2000 3/21/2025 Strike @ 2037.34 4642L180	Fixed Index Annuities	Exhibit 5	Equity/Index	Goldman Sachs ..... W22LROIP21HZNB6K528	03/21/2024	03/21/2025	402	819,989	2,037.3400	0	66,409	0	31,767		31,767	(34,642)	0	0	0	0	0	0/0
RUSSELL 2000 3/27/2025 Strike @ 2072.88 4642L181	Fixed Index Annuities	Exhibit 5	Equity/Index	Wells Fargo ..... KB1H1DSPPFMVCMCFXT09	03/27/2024	03/27/2025	623	1,291,280	2,072.8800	0	53,225	0	36,251		36,251	(16,973)	0	0	0	0	0	0/0
RUSSELL 2000 2/28/2025 Strike @ 2047.69 4642L182	Fixed Index Annuities	Exhibit 5	Equity/Index	Goldman Sachs ..... W22LROIP21HZNB6K528	03/01/2024	02/28/2025	242	496,544	2,047.6900	0	33,949	0	15,386		15,386	(18,563)	0	0	0	0	0	0/0
RUSSELL 2000 4/2/2025 Strike @ 2110.59 4642L183	Fixed Index Annuities	Exhibit 5	Equity/Index	Morgan Stanley .... 4PQUHNGJPFQFNF3BB653	04/02/2024	04/02/2025	195	411,861	2,110.5900	0	17,375	0	13,375		13,375	(4,000)	0	0	0	0	0	0/0
RUSSELL 2000 4/4/2025 Strike @ 2066 4642L184	Fixed Index Annuities	Exhibit 5	Equity/Index	Barclays Capital ... AC28XWV13W1BK2824319	04/05/2024	04/04/2025	144	298,289	2,066.0000	0	18,229	0	9,781		9,781	(8,448)	0	0	0	0	0	0/0
RUSSELL 2000 4/10/2025 Strike @ 2078.39 4642L185	Fixed Index Annuities	Exhibit 5	Equity/Index	Morgan Stanley .... 4PQUHNGJPFQFNF3BB653	04/10/2024	04/10/2025	187	389,282	2,078.3900	0	12,108	0	16,204		16,204	4,095	0	0	0	0	0	0/0
RUSSELL 2000 4/11/2025 Strike @ 2050.48 4642L186	Fixed Index Annuities	Exhibit 5	Equity/Index	Bank of America Merr ..... EYKN6VOZCB8VD9IULB80	04/12/2024	04/11/2025	48	98,751	2,050.4800	0	5,321	0	3,816		3,816	(1,506)	0	0	0	0	0	0/0
RUSSELL 2000 4/14/2025 Strike @ 2003.174 4642L187	Fixed Index Annuities	Exhibit 5	Equity/Index	Morgan Stanley .... 4PQUHNGJPFQFNF3BB653	04/12/2024	04/14/2025	7,886	15,796,249	2,003.1740	0	623,428	0	962,304		962,304	338,876	0	0	0	0	0	0/0
RUSSELL 2000 4/17/2025 Strike @ 1979.73 4642L188	Fixed Index Annuities	Exhibit 5	Equity/Index	Morgan Stanley .... 4PQUHNGJPFQFNF3BB653	04/17/2024	04/17/2025	160	317,054	1,979.7300	0	14,193	0	22,311		22,311	8,118	0	0	0	0	0	0/0
RUSSELL 2000 4/17/2025 Strike @ 1949.45 4642L189	Fixed Index Annuities	Exhibit 5	Equity/Index	BNP Paribas ..... KVQR4N79VEW6JPSK1K14	04/19/2024	04/17/2025	85	166,658	1,949.4500	0	8,782	0	12,928		12,928	4,146	0	0	0	0	0	0/0
RUSSELL 2000 4/24/2025 Strike @ 1972.34 4642L190	Fixed Index Annuities	Exhibit 5	Equity/Index	Goldman Sachs ..... W22LROIP21HZNB6K528	04/24/2024	04/24/2025	165	324,529	1,972.3400	0	21,390	0	22,111		22,111	721	0	0	0	0	0	0/0
RUSSELL 2000 4/25/2025 Strike @ 1988.77 4642L191	Fixed Index Annuities	Exhibit 5	Equity/Index	Bank of America Merr ..... EYKN6VOZCB8VD9IULB80	04/26/2024	04/25/2025	85	169,523	1,988.7700	0	10,967	0	10,435		10,435	(532)	0	0	0	0	0	0/0
RUSSELL 2000 5/1/2025 Strike @ 1980.11 4642L192	Fixed Index Annuities	Exhibit 5	Equity/Index	Morgan Stanley .... 4PQUHNGJPFQFNF3BB653	05/01/2024	05/01/2025	114	224,881	1,980.1100	0	10,112	0	16,310		16,310	6,198	0	0	0	0	0	0/0
RUSSELL 2000 5/2/2025 Strike @ 1975.64 4642L193	Fixed Index Annuities	Exhibit 5	Equity/Index	Goldman Sachs ..... W22LROIP21HZNB6K528	05/03/2024	05/02/2025	7	13,039	1,975.6400	0	1,030	0	899		899	(131)	0	0	0	0	0	0/0
RUSSELL 2000 5/8/2025 Strike @ 2063.34 4642L194	Fixed Index Annuities	Exhibit 5	Equity/Index	Wells Fargo ..... KB1H1DSPPFMVCMCFXT09	05/08/2024	05/08/2025	299	617,764	2,063.3400	0	34,051	0	24,360		24,360	(9,691)	0	0	0	0	0	0/0
RUSSELL 2000 5/9/2025 Strike @ 2061.51 4642L195	Fixed Index Annuities	Exhibit 5	Equity/Index	Goldman Sachs ..... W22LROIP21HZNB6K528	05/10/2024	05/09/2025	152	312,690	2,061.5100	0	17,318	0	12,691		12,691	(4,627)	0	0	0	0	0	0/0

STATEMENT AS OF JUNE 30, 2024 OF THE AUGUSTAR LIFE INSURANCE COMPANY

**SCHEDULE DB - PART A - SECTION 1**

Showing all Options, Caps, Floors, Collars, Swaps and Forwards Open as of Current Statement Date

1	2	3	4	5	6	7	8	9	10	11	12	13	14	15	16	17	18	19	20	21	22	23
Description	Description of Item(s) Hedged, Used for Income Generation or Replicated	Schedule/ Exhibit Identifier	Type(s) of Risk(s) (a)	Exchange, Counterparty or Central Clearinghouse	Trade Date	Date of Maturity or Expiration	Number of Contracts	Notional Amount	Strike Price, Rate or Index Received (Paid)	Cumulative Prior Year(s) Initial Cost of Un-discounted Premium (Received) Paid	Current Year Initial Cost of Un-discounted Premium (Received) Paid	Current Year Income	Book/ Adjusted Carrying Value	Code	Fair Value	Unrealized Valuation Increase/ (Decrease)	Total Foreign Exchange Change in B./A.C.V.	Current Year's (Amortization)/ Accretion	Adjustment to Carrying Value of Hedged Item	Potential Exposure	Credit Quality of Reference Entity	Hedge Effectiveness at Inception and at Quarter-end (b)
RUSSELL 2000 5/14/2025 Strike @ 2085.694 4642LS196	Fixed Index Annuities	Exhibit 5	Equity/Index	BNP Paribas ..... KVQR4N79VEI8JPSK1K14	05/14/2024	05/14/2025	1,980	4,130,613	2,085.6940	0	200,591	0	144,399		144,399	(56,192)	0	0	0	0	0	0/0
RUSSELL 2000 5/15/2025 Strike @ 2073.75 4642LS197	Fixed Index Annuities	Exhibit 5	Equity/Index	Barclays Capital .. AC28XW13W1BK2824319	05/15/2024	05/15/2025	58	119,469	2,073.7500	0	7,921	0	4,580		4,580	(3,341)	0	0	0	0	0	0/0
RUSSELL 2000 5/16/2025 Strike @ 2095.28 4642LS198	Fixed Index Annuities	Exhibit 5	Equity/Index	Barclays Capital .. AC28XW13W1BK2824319	05/17/2024	05/16/2025	55	116,120	2,095.2800	0	6,428	0	3,910		3,910	(2,518)	0	0	0	0	0	0/0
RUSSELL 2000 5/16/2025 Strike @ 2099.37 4642LS199	Fixed Index Annuities	Exhibit 5	Equity/Index	Barclays Capital .. AC28XW13W1BK2824319	05/22/2024	05/16/2025	91	191,442	2,099.3700	0	10,385	0	6,451		6,451	(3,934)	0	0	0	0	0	0/0
RUSSELL 2000 5/23/2025 Strike @ 2073.24 4642LS200	Fixed Index Annuities	Exhibit 5	Equity/Index	BNP Paribas ..... KVQR4N79VEI8JPSK1K14	05/24/2024	05/23/2025	86	179,169	2,073.2400	0	8,619	0	7,291		7,291	(1,327)	0	0	0	0	0	0/0
RUSSELL 2000 5/29/2025 Strike @ 2066.85 4642LS201	Fixed Index Annuities	Exhibit 5	Equity/Index	Barclays Capital .. AC28XW13W1BK2824319	05/29/2024	05/29/2025	31	63,473	2,066.8500	0	3,104	0	2,799		2,799	(305)	0	0	0	0	0	0/0
RUSSELL 2000 5/30/2025 Strike @ 2043.83 4642LS202	Fixed Index Annuities	Exhibit 5	Equity/Index	Bank of America Merr ..... EYKN6VOZCB8VD9IULB80	05/31/2024	05/30/2025	65	132,931	2,043.8300	0	7,563	0	6,733		6,733	(830)	0	0	0	0	0	0/0
RUSSELL 2000 6/5/2025 Strike @ 2064.14 4642LS203	Fixed Index Annuities	Exhibit 5	Equity/Index	BNP Paribas ..... KVQR4N79VEI8JPSK1K14	06/05/2024	06/05/2025	28	57,837	2,064.1400	0	2,858	0	2,664		2,664	(195)	0	0	0	0	0	0/0
RUSSELL 2000 6/6/2025 Strike @ 2053.87 4642LS204	Fixed Index Annuities	Exhibit 5	Equity/Index	Morgan Stanley .... 4PQUH3JPF6FNF3BB653	06/07/2024	06/06/2025	34	69,832	2,053.8700	0	2,937	0	4,557		4,557	1,620	0	0	0	0	0	0/0
RUSSELL 2000 6/12/2025 Strike @ 2033.34 4642LS205	Fixed Index Annuities	Exhibit 5	Equity/Index	Morgan Stanley .... 4PQUH3JPF6FNF3BB653	06/18/2024	06/12/2025	68	138,511	2,033.3400	0	5,650	0	9,001		9,001	3,351	0	0	0	0	0	0/0
RUSSELL 2000 6/13/2025 Strike @ 2006.159 4642LS206	Fixed Index Annuities	Exhibit 5	Equity/Index	Barclays Capital .. AC28XW13W1BK2824319	06/14/2024	06/13/2025	3,252	6,523,387	2,006.1590	0	373,513	0	435,385		435,385	61,872	0	0	0	0	0	0/0
RUSSELL 2000 6/13/2025 Strike @ 2040.39 4642LS207	Fixed Index Annuities	Exhibit 5	Equity/Index	BNP Paribas ..... KVQR4N79VEI8JPSK1K14	06/14/2024	06/13/2025	95	193,490	2,040.3900	0	7,822	0	10,747		10,747	2,925	0	0	0	0	0	0/0
RUSSELL 2000 6/20/2025 Strike @ 2024.3 4642LS208	Fixed Index Annuities	Exhibit 5	Equity/Index	Bank of America Merr ..... EYKN6VOZCB8VD9IULB80	06/20/2024	06/20/2025	204	412,937	2,024.3000	0	23,459	0	25,343		25,343	1,884	0	0	0	0	0	0/0
RUSSELL 2000 6/20/2025 Strike @ 2021.02 4642LS209	Fixed Index Annuities	Exhibit 5	Equity/Index	Bank of America Merr ..... EYKN6VOZCB8VD9IULB80	06/21/2024	06/20/2025	65	131,669	2,021.0200	0	7,282	0	8,274		8,274	992	0	0	0	0	0	0/0
RUSSELL 2000 6/25/2025 Strike @ 2026.43 4642LS210	Fixed Index Annuities	Exhibit 5	Equity/Index	Barclays Capital .. AC28XW13W1BK2824319	06/26/2024	06/25/2025	104	211,580	2,026.4300	0	11,373	0	13,271		13,271	1,898	0	0	0	0	0	0/0
S&P 500 9/13/2024 Strike @ 4505.1 7846LS241	Fixed Index Annuities	Exhibit 5	Equity/Index	Wells Fargo ..... KB1H1DSPRFMYMCFXT09	09/14/2023	09/13/2024	11,112	50,062,518	4,505.1000	4,144,500	0	0	11,177,913		11,177,913	5,610,663	0	0	0	0	0	0/0
S&P 500 10/11/2024 Strike @ 4327.78 7846LS243	Fixed Index Annuities	Exhibit 5	Equity/Index	Wells Fargo ..... KB1H1DSPRFMYMCFXT09	10/13/2023	10/11/2024	6,331	27,399,435	4,327.7800	2,468,282	0	0	7,586,367		7,586,367	3,381,384	0	0	0	0	0	0/0
S&P 500 11/14/2024 Strike @ 4495.7 7846LS245	Fixed Index Annuities	Exhibit 5	Equity/Index	Bank of America Merr ..... EYKN6VOZCB8VD9IULB80	11/14/2023	11/14/2024	16,720	75,170,172	4,495.7000	6,329,392	0	0	17,721,795		17,721,795	8,364,732	0	0	0	0	0	0/0
S&P 500 12/13/2024 Strike @ 4719.55 7846LS247	Fixed Index Annuities	Exhibit 5	Equity/Index	Goldman Sachs ..... W22LRO1P21HZNB6K528	12/14/2023	12/13/2024	32,324	152,552,422	4,719.5500	12,444,553	0	0	28,263,815		28,263,815	14,784,515	0	0	0	0	0	0/0

STATEMENT AS OF JUNE 30, 2024 OF THE AUGUSTAR LIFE INSURANCE COMPANY

**SCHEDULE DB - PART A - SECTION 1**

Showing all Options, Caps, Floors, Collars, Swaps and Forwards Open as of Current Statement Date

1	2	3	4	5	6	7	8	9	10	11	12	13	14	15	16	17	18	19	20	21	22	23	
Description	Description of Item(s) Hedged, Used for Income Generation or Replicated	Schedule/ Exhibit Identifier	Type(s) of Risk(s) (a)	Exchange, Counterparty or Central Clearinghouse	Trade Date	Date of Maturity or Expiration	Number of Contracts	Notional Amount	Strike Price, Rate or Index Received (Paid)	Cumulative Prior Year(s) Initial Cost of Un-discounted Premium (Received) Paid	Current Year Initial Cost of Un-discounted Premium (Received) Paid	Current Year Income	Book/ Adjusted Carrying Value	Code	Fair Value	Unrealized Valuation Increase/ (Decrease)	Total Foreign Exchange Change in B./A.C.V.	Current Year's (Amortization)/ Accretion	Adjustment to Carrying Value of Hedged Item	Potential Exposure	Credit Quality of Reference Entity	Hedge Effectiveness at Inception and at Quarter-end (b)	
S&P 500 1/14/2025 Strike @ 4783.83 7846LS249	Fixed Index Annuities	Exhibit 5	Equity/Index	BNP Paribas ..... KVQRAN79VEW6JP9K1K14	01/12/2024	01/14/2025	45,841	219,294,881	4,783.8300	0	16,941,207	0	38,662,755		38,662,755	21,721,548	0	0	0	0	0	0/0	
S&P 500 1/17/2025 Strike @ 4768.7 7846LS250	Fixed Index Annuities	Exhibit 5	Equity/Index	Goldman Sachs ..... W22LR0WP21HZNB6K528	01/19/2024	01/17/2025	8,290	39,533,334	4,768.7000	0	3,631,094	0	7,144,790		7,144,790	3,513,695	0	0	0	0	0	0/0	
S&P 500 1/24/2025 Strike @ 4855.01 7846LS251	Fixed Index Annuities	Exhibit 5	Equity/Index	Morgan Stanley .... 4PQUHNSJPF6FNF3BB653	01/26/2024	01/24/2025	8,952	43,462,050	4,855.0100	0	3,337,840	0	7,091,225		7,091,225	3,753,385	0	0	0	0	0	0/0	
S&P 500 1/31/2025 Strike @ 4898.58 7846LS254	Fixed Index Annuities	Exhibit 5	Equity/Index	Morgan Stanley .... 4PQUHNSJPF6FNF3BB653	02/02/2024	01/31/2025	11,929	58,436,630	4,898.5800	0	4,408,659	0	9,077,330		9,077,330	4,668,671	0	0	0	0	0	0/0	
S&P 500 2/7/2025 Strike @ 4965.42 7846LS255	Fixed Index Annuities	Exhibit 5	Equity/Index	Bank of America Merr ..... EYKN6VOZCB8VD9IULB80	02/09/2024	02/07/2025	7,924	39,346,286	4,965.4200	0	3,190,096	0	5,613,859		5,613,859	2,423,763	0	0	0	0	0	0/0	
S&P 500 2/14/2025 Strike @ 5000.62 7846LS256	Fixed Index Annuities	Exhibit 5	Equity/Index	Goldman Sachs ..... W22LR0WP21HZNB6K528	02/14/2024	02/14/2025	16,318	81,598,367	5,000.6200	0	6,739,191	0	11,185,320		11,185,320	4,446,129	0	0	0	0	0	0/0	
S&P 500 2/14/2025 Strike @ 4989.84 7846LS257	Fixed Index Annuities	Exhibit 5	Equity/Index	Bank of America Merr ..... EYKN6VOZCB8VD9IULB80	02/14/2024	02/14/2025	4,601	22,958,204	4,989.8400	0	1,647,234	0	3,194,848		3,194,848	1,547,614	0	0	0	0	0	0/0	
S&P 500 2/14/2025 Strike @ 4976.32 7846LS258	Fixed Index Annuities	Exhibit 5	Equity/Index	Morgan Stanley .... 4PQUHNSJPF6FNF3BB653	02/16/2024	02/14/2025	4,911	24,439,703	4,976.3200	0	2,243,371	0	3,470,418		3,470,418	1,227,047	0	0	0	0	0	0/0	
S&P 500 2/21/2025 Strike @ 4977.62 7846LS259	Fixed Index Annuities	Exhibit 5	Equity/Index	Goldman Sachs ..... W22LR0WP21HZNB6K528	02/21/2024	02/21/2025	4,062	20,219,441	4,977.6200	0	1,677,635	0	2,880,293		2,880,293	1,202,658	0	0	0	0	0	0/0	
S&P 500 2/21/2025 Strike @ 5003.04 7846LS260	Fixed Index Annuities	Exhibit 5	Equity/Index	Morgan Stanley .... 4PQUHNSJPF6FNF3BB653	02/23/2024	02/21/2025	2,852	14,268,670	5,003.0400	0	1,286,449	0	1,964,506		1,964,506	678,058	0	0	0	0	0	0/0	
S&P 500 2/28/2025 Strike @ 5081.03 7846LS261	Fixed Index Annuities	Exhibit 5	Equity/Index	Bank of America Merr ..... EYKN6VOZCB8VD9IULB80	02/28/2024	02/28/2025	4,912	24,957,918	5,081.0300	0	1,989,701	0	3,092,214		3,092,214	1,102,512	0	0	0	0	0	0/0	
S&P 500 3/6/2025 Strike @ 5103.8 7846LS264	Fixed Index Annuities	Exhibit 5	Equity/Index	Wells Fargo ..... KB1H1DSRPFMYMCFXT09	03/06/2024	03/06/2025	7,435	37,947,825	5,103.8000	0	3,005,840	0	4,585,586		4,585,586	1,579,747	0	0	0	0	0	0/0	
S&P 500 3/7/2025 Strike @ 5121.84 7846LS265	Fixed Index Annuities	Exhibit 5	Equity/Index	Morgan Stanley .... 4PQUHNSJPF6FNF3BB653	03/08/2024	03/07/2025	3,076	15,754,780	5,121.8400	0	1,257,165	0	1,860,342		1,860,342	603,177	0	0	0	0	0	0/0	
S&P 500 3/13/2025 Strike @ 5139.99 7846LS266	Fixed Index Annuities	Exhibit 5	Equity/Index	Morgan Stanley .... 4PQUHNSJPF6FNF3BB653	03/13/2024	03/13/2025	5,110	26,265,349	5,139.9900	0	2,189,936	0	3,043,757		3,043,757	853,821	0	0	0	0	0	0/0	
S&P 500 3/14/2025 Strike @ 5150.48 7846LS267	Fixed Index Annuities	Exhibit 5	Equity/Index	Bank of America Merr ..... EYKN6VOZCB8VD9IULB80	03/14/2024	03/14/2025	19,218	98,979,555	5,150.4800	0	7,873,340	0	11,263,565		11,263,565	3,390,225	0	0	0	0	0	0/0	
S&P 500 3/14/2025 Strike @ 5158.5 7846LS268	Fixed Index Annuities	Exhibit 5	Equity/Index	Wells Fargo ..... KB1H1DSRPFMYMCFXT09	03/15/2024	03/14/2025	4,267	22,012,145	5,158.5000	0	1,573,106	0	2,474,861		2,474,861	901,755	0	0	0	0	0	0/0	
S&P 500 3/21/2025 Strike @ 5171.02 7846LS269	Fixed Index Annuities	Exhibit 5	Equity/Index	Goldman Sachs ..... W22LR0WP21HZNB6K528	03/21/2024	03/21/2025	4,507	23,305,167	5,171.0200	0	2,244,426	0	2,601,947		2,601,947	357,521	0	0	0	0	0	0/0	
S&P 500 3/27/2025 Strike @ 5219.84 7846LS270	Fixed Index Annuities	Exhibit 5	Equity/Index	Wells Fargo ..... KB1H1DSRPFMYMCFXT09	03/27/2024	03/27/2025	5,737	29,948,310	5,219.8400	0	2,106,748	0	3,128,620		3,128,620	1,021,872	0	0	0	0	0	0/0	
S&P 500 2/28/2025 Strike @ 5079.75 7846LS271	Fixed Index Annuities	Exhibit 5	Equity/Index	Goldman Sachs ..... W22LR0WP21HZNB6K528	03/01/2024	02/28/2025	2,789	14,167,118	5,079.7500	0	1,268,968	0	1,760,894		1,760,894	491,926	0	0	0	0	0	0/0	

STATEMENT AS OF JUNE 30, 2024 OF THE AUGUSTAR LIFE INSURANCE COMPANY

**SCHEDULE DB - PART A - SECTION 1**

Showing all Options, Caps, Floors, Collars, Swaps and Forwards Open as of Current Statement Date

1	2	3	4	5	6	7	8	9	10	11	12	13	14	15	16	17	18	19	20	21	22	23
Description	Description of Item(s) Hedged, Used for Income Generation or Replicated	Schedule/ Exhibit Identifier	Type(s) of Risk(s) (a)	Exchange, Counterparty or Central Clearinghouse	Trade Date	Date of Maturity or Expiration	Number of Contracts	Notional Amount	Strike Price, Rate or Index Received (Paid)	Cumulative Prior Year(s) Initial Cost of Un-discounted Premium (Received) Paid	Current Year Initial Cost of Un-discounted Premium (Received) Paid	Current Year Income	Book/ Adjusted Carrying Value	Code	Fair Value	Unrealized Valuation Increase/ (Decrease)	Total Foreign Exchange Change in B./A.C.V.	Current Year's (Amortization)/ Accretion	Adjustment to Carrying Value of Hedged Item	Potential Exposure	Credit Quality of Reference Entity	Hedge Effectiveness at Inception and at Quarter-end (b)
S&P 500 4/2/2025 Strike @ 5242.91 7846LS272	Fixed Index Annuities	Exhibit 5	Equity/Index	Morgan Stanley ... 4PQUH3JPF6FNF3BB653	04/02/2024	04/02/2025	3,754	19,683,719	5,242.9100	0	1,497,125	0	2,001,110		2,001,110	503,985	0	0	0	0	0/0	
S&P 500 4/4/2025 Strike @ 5196 7846LS273	Fixed Index Annuities	Exhibit 5	Equity/Index	Barclays Capital .. AC28XW13W1BK2824319	04/05/2024	04/04/2025	4,617	23,991,075	5,196.0000	0	2,133,479	0	2,635,756		2,635,756	502,277	0	0	0	0	0/0	
S&P 500 4/10/2025 Strike @ 5205.43 7846LS274	Fixed Index Annuities	Exhibit 5	Equity/Index	Morgan Stanley ... 4PQUH3JPF6FNF3BB653	04/10/2024	04/10/2025	4,167	21,691,756	5,205.4300	0	1,623,021	0	2,378,293		2,378,293	755,273	0	0	0	0	0/0	
S&P 500 4/11/2025 Strike @ 5179.89 7846LS275	Fixed Index Annuities	Exhibit 5	Equity/Index	Bank of America Merr ... EYKN6VOZC8BVD91ULB80	04/12/2024	04/11/2025	2,002	10,368,430	5,179.8900	0	874,730	0	1,183,011		1,183,011	308,282	0	0	0	0	0/0	
S&P 500 4/14/2025 Strike @ 5123.41 7846LS276	Fixed Index Annuities	Exhibit 5	Equity/Index	Morgan Stanley ... 4PQUH3JPF6FNF3BB653	04/12/2024	04/14/2025	17,730	90,838,674	5,123.4100	0	7,420,092	0	11,327,503		11,327,503	3,907,410	0	0	0	0	0/0	
S&P 500 4/17/2025 Strike @ 5062.59 7846LS277	Fixed Index Annuities	Exhibit 5	Equity/Index	Morgan Stanley ... 4PQUH3JPF6FNF3BB653	04/17/2024	04/17/2025	3,621	18,329,816	5,062.5900	0	1,602,117	0	2,498,759		2,498,759	896,642	0	0	0	0	0/0	
S&P 500 4/17/2025 Strike @ 5023.06 7846LS278	Fixed Index Annuities	Exhibit 5	Equity/Index	BNP Paribas ... KVQR4N79VEI8JPSK1K14	04/19/2024	04/17/2025	3,022	15,178,331	5,023.0600	0	1,167,397	0	2,178,680		2,178,680	1,011,283	0	0	0	0	0/0	
S&P 500 4/24/2025 Strike @ 5019.84 7846LS279	Fixed Index Annuities	Exhibit 5	Equity/Index	Goldman Sachs ... W22LR0IP21HZNB6K528	04/24/2024	04/24/2025	4,295	21,558,205	5,019.8400	0	2,039,935	0	3,130,236		3,130,236	1,090,301	0	0	0	0	0/0	
S&P 500 4/25/2025 Strike @ 5055.89 7846LS280	Fixed Index Annuities	Exhibit 5	Equity/Index	Bank of America Merr ... EYKN6VOZC8BVD91ULB80	04/26/2024	04/25/2025	2,342	11,842,816	5,055.8900	0	1,116,554	0	1,644,441		1,644,441	527,888	0	0	0	0	0/0	
S&P 500 5/1/2025 Strike @ 5057.48 7846LS283	Fixed Index Annuities	Exhibit 5	Equity/Index	Morgan Stanley ... 4PQUH3JPF6FNF3BB653	05/01/2024	05/01/2025	5,463	27,629,013	5,057.4800	0	2,178,485	0	3,864,331		3,864,331	1,685,847	0	0	0	0	0/0	
S&P 500 5/2/2025 Strike @ 5034.08 7846LS284	Fixed Index Annuities	Exhibit 5	Equity/Index	Goldman Sachs ... W22LR0IP21HZNB6K528	05/03/2024	05/02/2025	1,510	7,602,065	5,034.0800	0	747,509	0	1,096,840		1,096,840	349,330	0	0	0	0	0/0	
S&P 500 5/8/2025 Strike @ 5164.69 7846LS285	Fixed Index Annuities	Exhibit 5	Equity/Index	Wells Fargo ... KB1H1DSRPFMYMCJXT09	05/08/2024	05/08/2025	4,343	22,430,455	5,164.6900	0	1,963,836	0	2,729,582		2,729,582	765,746	0	0	0	0	0/0	
S&P 500 5/9/2025 Strike @ 5188.34 7846LS286	Fixed Index Annuities	Exhibit 5	Equity/Index	Goldman Sachs ... W22LR0IP21HZNB6K528	05/10/2024	05/09/2025	1,165	6,042,652	5,188.3400	0	529,490	0	712,102		712,102	182,612	0	0	0	0	0/0	
S&P 500 5/14/2025 Strike @ 5246.68 7846LS287	Fixed Index Annuities	Exhibit 5	Equity/Index	BNP Paribas ... KVQR4N79VEI8JPSK1K14	05/14/2024	05/14/2025	5,706	29,936,087	5,246.6800	0	2,496,370	0	3,251,755		3,251,755	755,385	0	0	0	0	0/0	
S&P 500 5/15/2025 Strike @ 5239.6 7846LS288	Fixed Index Annuities	Exhibit 5	Equity/Index	Barclays Capital .. AC28XW13W1BK2824319	05/15/2024	05/15/2025	3,014	15,793,464	5,239.6000	0	1,436,682	0	1,731,307		1,731,307	294,625	0	0	0	0	0/0	
S&P 500 5/16/2025 Strike @ 5280.55 7846LS289	Fixed Index Annuities	Exhibit 5	Equity/Index	Barclays Capital .. AC28XW13W1BK2824319	05/17/2024	05/16/2025	1,267	6,690,985	5,280.5500	0	562,846	0	691,778		691,778	128,932	0	0	0	0	0/0	
S&P 500 5/16/2025 Strike @ 5313.19 7846LS290	Fixed Index Annuities	Exhibit 5	Equity/Index	Barclays Capital .. AC28XW13W1BK2824319	05/22/2024	05/16/2025	3,109	16,517,326	5,313.1900	0	1,371,514	0	1,623,397		1,623,397	251,883	0	0	0	0	0/0	
S&P 500 5/23/2025 Strike @ 5292.36 7846LS291	Fixed Index Annuities	Exhibit 5	Equity/Index	BNP Paribas ... KVQR4N79VEI8JPSK1K14	05/24/2024	05/23/2025	1,568	8,296,568	5,292.3600	0	700,661	0	854,153		854,153	153,492	0	0	0	0	0/0	
S&P 500 5/29/2025 Strike @ 5304.87 7846LS292	Fixed Index Annuities	Exhibit 5	Equity/Index	Barclays Capital .. AC28XW13W1BK2824319	05/29/2024	05/29/2025	2,237	11,866,305	5,304.8700	0	951,430	0	1,204,758		1,204,758	253,328	0	0	0	0	0/0	

STATEMENT AS OF JUNE 30, 2024 OF THE AUGUSTAR LIFE INSURANCE COMPANY

**SCHEDULE DB - PART A - SECTION 1**

Showing all Options, Caps, Floors, Collars, Swaps and Forwards Open as of Current Statement Date

1	2	3	4	5	6	7	8	9	10	11	12	13	14	15	16	17	18	19	20	21	22	23	
Description	Description of Item(s) Hedged, Used for Income Generation or Replicated	Schedule/ Exhibit Identifier	Type(s) of Risk(s) (a)	Exchange, Counterparty or Central Clearinghouse	Trade Date	Date of Maturity or Expiration	Number of Contracts	Notional Amount	Strike Price, Rate or Index Received (Paid)	Cumulative Prior Year(s) Initial Cost of Un-discounted Premium (Received) Paid	Current Year Initial Cost of Un-discounted Premium (Received) Paid	Current Year Income	Book/ Adjusted Carrying Value	Code	Fair Value	Unrealized Valuation Increase/ (Decrease)	Total Foreign Exchange Change in B./A.C.V.	Current Year's (Amortization)/ Accretion	Adjustment to Carrying Value of Hedged Item	Potential Exposure	Credit Quality of Reference Entity	Hedge Effectiveness at Inception and at Quarter-end (b)	
S&P 500 5/30/2025 Strike @ 5264.98 7846LS293	Fixed Index Annuities	Exhibit 5	Equity/Index	Bank of America Merr	05/31/2024	05/30/2025	1,594	8,391,325	5,264.9800	0	650,753	0	908,462		908,462	257,708	0	0	0	0	0	0/0	
S&P 500 6/5/2025 Strike @ 5286.24 7846LS294	Fixed Index Annuities	Exhibit 5	Equity/Index	BNP Paribas	06/05/2024	06/05/2025	2,451	12,953,931	5,286.2400	0	1,191,580	0	1,370,517		1,370,517	178,937	0	0	0	0	0	0/0	
S&P 500 6/6/2025 Strike @ 5348.49 7846LS295	Fixed Index Annuities	Exhibit 5	Equity/Index	Morgan Stanley	06/07/2024	06/06/2025	1,409	7,535,060	5,348.4900	0	629,743	0	729,161		729,161	99,418	0	0	0	0	0	0/0	
S&P 500 6/12/2025 Strike @ 5368.97 7846LS296	Fixed Index Annuities	Exhibit 5	Equity/Index	Morgan Stanley	06/12/2024	06/12/2025	1,987	10,669,056	5,368.9700	0	792,425	0	1,010,828		1,010,828	218,403	0	0	0	0	0	0/0	
S&P 500 6/13/2025 Strike @ 5431.6 7846LS297	Fixed Index Annuities	Exhibit 5	Equity/Index	Barclays Capital	06/14/2024	06/13/2025	5,120	27,810,444	5,431.6000	0	2,302,651	0	2,376,985		2,376,985	74,335	0	0	0	0	0	0/0	
S&P 500 6/13/2025 Strike @ 5426.93 7846LS298	Fixed Index Annuities	Exhibit 5	Equity/Index	BNP Paribas	06/14/2024	06/13/2025	1,636	8,878,783	5,426.9300	0	731,613	0	765,234		765,234	33,621	0	0	0	0	0	0/0	
S&P 500 6/20/2025 Strike @ 5476.44 7846LS299	Fixed Index Annuities	Exhibit 5	Equity/Index	Bank of America Merr	06/20/2024	06/20/2025	2,420	13,253,368	5,476.4400	0	1,104,883	0	1,064,080		1,064,080	(40,803)	0	0	0	0	0	0/0	
S&P 500 6/20/2025 Strike @ 5469.18 7846LS300	Fixed Index Annuities	Exhibit 5	Equity/Index	Bank of America Merr	06/21/2024	06/20/2025	929	5,082,892	5,469.1800	0	420,744	0	413,127		413,127	(7,618)	0	0	0	0	0	0/0	
S&P 500 6/25/2025 Strike @ 5457.15 7846LS301	Fixed Index Annuities	Exhibit 5	Equity/Index	Barclays Capital	06/26/2024	06/25/2025	2,744	14,972,892	5,457.1500	0	1,289,411	0	1,252,343		1,252,343	(37,068)	0	0	0	0	0	0/0	
BARCLAYS CUSTOM 7/12/2024 Strike @ 194.913 BX11GS083	Fixed Index Annuities	Exhibit 5	Equity/Index	Barclays Capital	07/13/2021	07/12/2024	9,612	1,873,578	194.9130	92,183	0	0	2		2	(4,327)	0	0	0	0	0	0/0	
BARCLAYS CUSTOM 8/14/2024 Strike @ 196.4111 BX11GS085	Fixed Index Annuities	Exhibit 5	Equity/Index	Barclays Capital	08/12/2021	08/14/2024	7,141	1,402,487	196.4111	69,121	0	0	203		203	(2,786)	0	0	0	0	0	0/0	
BARCLAYS CUSTOM 9/13/2024 Strike @ 199.7541 BX11GS087	Fixed Index Annuities	Exhibit 5	Equity/Index	Barclays Capital	09/13/2021	09/13/2024	9,163	1,830,339	199.7541	90,164	0	0	281		281	(2,339)	0	0	0	0	0	0/0	
BARCLAYS CUSTOM 10/11/2024 Strike @ 193.9449 BX11GS089	Fixed Index Annuities	Exhibit 5	Equity/Index	Barclays Capital	10/13/2021	10/11/2024	5,176	1,003,944	193.9449	48,969	0	0	1,984		1,984	(2,839)	0	0	0	0	0	0/0	
BARCLAYS CUSTOM 11/14/2024 Strike @ 195.7109 BX11GS091	Fixed Index Annuities	Exhibit 5	Equity/Index	Barclays Capital	11/11/2021	11/14/2024	1,349	263,963	195.7109	12,853	0	0	479		479	(602)	0	0	0	0	0	0/0	
BARCLAYS CUSTOM 12/13/2024 Strike @ 194.492 BX11GS093	Fixed Index Annuities	Exhibit 5	Equity/Index	Barclays Capital	12/13/2021	12/13/2024	846	164,513	194.4920	7,993	0	0	516		516	(400)	0	0	0	0	0	0/0	
BARCLAYS CUSTOM 1/14/2025 Strike @ 191.4278 BX11GS095	Fixed Index Annuities	Exhibit 5	Equity/Index	Barclays Capital	01/13/2022	01/14/2025	2,584	494,554	191.4278	23,846	0	0	3,399		3,399	(1,304)	0	0	0	0	0	0/0	
BARCLAYS CUSTOM 2/14/2025 Strike @ 185.76 BX11GS097	Fixed Index Annuities	Exhibit 5	Equity/Index	Barclays Capital	02/11/2022	02/14/2025	2,823	524,464	185.7600	24,958	0	0	9,666		9,666	(1,011)	0	0	0	0	0	0/0	
BARCLAYS CUSTOM 3/14/2025 Strike @ 183.9189 BX11GS099	Fixed Index Annuities	Exhibit 5	Equity/Index	Barclays Capital	03/11/2022	03/14/2025	3,326	611,677	183.9189	29,001	0	0	14,874		14,874	(753)	0	0	0	0	0	0/0	
BARCLAYS CUSTOM 4/14/2025 Strike @ 182.1254 BX11GS101	Fixed Index Annuities	Exhibit 5	Equity/Index	Barclays Capital	04/13/2022	04/14/2025	1,335	243,066	182.1254	11,331	0	0	7,295		7,295	(129)	0	0	0	0	0	0/0	

E06.5

STATEMENT AS OF JUNE 30, 2024 OF THE AUGUSTAR LIFE INSURANCE COMPANY

**SCHEDULE DB - PART A - SECTION 1**

Showing all Options, Caps, Floors, Collars, Swaps and Forwards Open as of Current Statement Date

1	2	3	4	5	6	7	8	9	10	11	12	13	14	15	16	17	18	19	20	21	22	23
Description	Description of Item(s) Hedged, Used for Income Generation or Replicated	Schedule/ Exhibit Identifier	Type(s) of Risk(s) (a)	Exchange, Counterparty or Central Clearinghouse	Trade Date	Date of Maturity or Expiration	Number of Contracts	Notional Amount	Strike Price, Rate or Index Received (Paid)	Cumulative Prior Year(s) Initial Cost of Un-discounted Premium (Received) Paid	Current Year Initial Cost of Un-discounted Premium (Received) Paid	Current Year Income	Book/ Adjusted Carrying Value	Code	Fair Value	Unrealized Valuation Increase/ (Decrease)	Total Foreign Exchange Change in B./A.C.V.	Current Year's (Amortization)/ Accretion	Adjustment to Carrying Value of Hedged Item	Potential Exposure	Credit Quality of Reference Entity	Hedge Effectiveness at Inception and at Quarter-end (b)
BARCLAYS CUSTOM 5/14/2025 Strike @ 180.3543 BX1IGS103 ..	Fixed Index Annuities	Exhibit 5 ...	Equity/Index	Barclays Capital .. AC28XWWW13W1BK2824319	.05/12/2022	.05/14/2025	3,215	579,913	180.3543	26,913	0	0	21,961		21,961	234	0	0	0	0	0	0/0
BARCLAYS CUSTOM 6/13/2025 Strike @ 174.8713 BX1IGS105 ..	Fixed Index Annuities	Exhibit 5 ...	Equity/Index	Barclays Capital .. AC28XWWW13W1BK2824319	.06/13/2022	.06/13/2025	909	158,881	174.8713	7,259	0	0	9,813		9,813	451	0	0	0	0	0	0/0
BARCLAYS CUSTOM 7/14/2025 Strike @ 176.842 BX1IGS107 ..	Fixed Index Annuities	Exhibit 5 ...	Equity/Index	Barclays Capital .. AC28XWWW13W1BK2824319	.07/13/2022	.07/14/2025	1,324	234,162	176.8420	10,818	0	0	12,448		12,448	457	0	0	0	0	0	0/0
BARCLAYS CUSTOM 8/14/2025 Strike @ 179.8505 BX1IGS109 ..	Fixed Index Annuities	Exhibit 5 ...	Equity/Index	Barclays Capital .. AC28XWWW13W1BK2824319	.08/11/2022	.08/14/2025	2,118	380,997	179.8505	17,562	0	0	15,879		15,879	277	0	0	0	0	0	0/0
BARCLAYS CUSTOM 9/12/2025 Strike @ 175.6312 BX1IGS111 ..	Fixed Index Annuities	Exhibit 5 ...	Equity/Index	Barclays Capital .. AC28XWWW13W1BK2824319	.09/13/2022	.09/12/2025	288	50,540	175.6312	2,285	0	0	3,004		3,004	121	0	0	0	0	0	0/0
BARCLAYS CUSTOM 10/14/2025 Strike @ 171.8108 BX1IGS113 ..	Fixed Index Annuities	Exhibit 5 ...	Equity/Index	Barclays Capital .. AC28XWWW13W1BK2824319	.10/13/2022	.10/14/2025	5,110	877,986	171.8108	39,144	0	0	68,524		68,524	3,408	0	0	0	0	0	0/0
BARCLAYS CUSTOM 11/14/2025 Strike @ 175.1176 BX1IGS115 ..	Fixed Index Annuities	Exhibit 5 ...	Equity/Index	Barclays Capital .. AC28XWWW13W1BK2824319	.11/14/2022	.11/14/2025	5,918	1,036,279	175.1176	46,631	0	0	66,454		66,454	2,723	0	0	0	0	0	0/0
BARCLAYS CUSTOM 12/12/2025 Strike @ 175.9417 BX1IGS117 ..	Fixed Index Annuities	Exhibit 5 ...	Equity/Index	Barclays Capital .. AC28XWWW13W1BK2824319	.12/13/2022	.12/12/2025	4,534	797,795	175.9417	35,958	0	0	47,302		47,302	1,728	0	0	0	0	0	0/0
BARCLAYS CUSTOM 1/14/2026 Strike @ 173.2193 BX1IGS119 ..	Fixed Index Annuities	Exhibit 5 ...	Equity/Index	Barclays Capital .. AC28XWWW13W1BK2824319	.01/12/2023	.01/14/2026	5,974	1,034,748	173.2193	46,774	0	0	74,322		74,322	3,179	0	0	0	0	0	0/0
BARCLAYS CUSTOM 2/13/2026 Strike @ 175.1759 BX1IGS121 ..	Fixed Index Annuities	Exhibit 5 ...	Equity/Index	Barclays Capital .. AC28XWWW13W1BK2824319	.02/13/2023	.02/13/2026	5,758	1,008,696	175.1759	45,202	0	0	63,909		63,909	2,417	0	0	0	0	0	0/0
BARCLAYS CUSTOM 3/13/2026 Strike @ 177.1109 BX1IGS123 ..	Fixed Index Annuities	Exhibit 5 ...	Equity/Index	Barclays Capital .. AC28XWWW13W1BK2824319	.03/13/2023	.03/13/2026	2,935	519,886	177.1109	23,542	0	0	28,981		28,981	910	0	0	0	0	0	0/0
BARCLAYS CUSTOM 4/14/2026 Strike @ 180.4727 BX1IGS125 ..	Fixed Index Annuities	Exhibit 5 ...	Equity/Index	Barclays Capital .. AC28XWWW13W1BK2824319	.04/13/2023	.04/14/2026	5,286	954,042	180.4727	43,031	0	0	42,012		42,012	835	0	0	0	0	0	0/0
BARCLAYS CUSTOM 5/14/2026 Strike @ 182.9355 BX1IGS127 ..	Fixed Index Annuities	Exhibit 5 ...	Equity/Index	Barclays Capital .. AC28XWWW13W1BK2824319	.05/11/2023	.05/14/2026	4,723	864,035	182.9355	39,297	0	0	31,922		31,922	313	0	0	0	0	0	0/0
BARCLAYS CUSTOM 6/12/2026 Strike @ 186.1389 BX1IGS129 ..	Fixed Index Annuities	Exhibit 5 ...	Equity/Index	Barclays Capital .. AC28XWWW13W1BK2824319	.06/13/2023	.06/12/2026	9,067	1,687,785	186.1389	75,622	0	0	48,930		48,930	(267)	0	0	0	0	0	0/0
BARCLAYS CUSTOM 7/12/2024 Strike @ 183.9201 BX1IGS130 ..	Fixed Index Annuities	Exhibit 5 ...	Equity/Index	Barclays Capital .. AC28XWWW13W1BK2824319	.07/13/2023	.07/12/2024	14,940	2,747,845	183.9201	71,116	0	0	28,568		28,568	(21,779)	0	0	0	0	0	0/0
BARCLAYS CUSTOM 7/14/2026 Strike @ 183.9201 BX1IGS131 ..	Fixed Index Annuities	Exhibit 5 ...	Equity/Index	Barclays Capital .. AC28XWWW13W1BK2824319	.07/13/2023	.07/14/2026	6,116	1,124,798	183.9201	50,271	0	0	39,628		39,628	260	0	0	0	0	0	0/0
BARCLAYS CUSTOM 8/14/2024 Strike @ 181.0262 BX1IGS132 ..	Fixed Index Annuities	Exhibit 5 ...	Equity/Index	Barclays Capital .. AC28XWWW13W1BK2824319	.08/11/2023	.08/14/2024	20,292	3,673,324	181.0262	82,587	0	0	95,575		95,575	(8,863)	0	0	0	0	0	0/0
BARCLAYS CUSTOM 8/14/2026 Strike @ 181.0262 BX1IGS133 ..	Fixed Index Annuities	Exhibit 5 ...	Equity/Index	Barclays Capital .. AC28XWWW13W1BK2824319	.08/11/2023	.08/14/2026	1,999	361,904	181.0262	13,035	0	0	16,048		16,048	300	0	0	0	0	0	0/0
BARCLAYS CUSTOM 9/13/2024 Strike @ 181.0932 BX1IGS134 ..	Fixed Index Annuities	Exhibit 5 ...	Equity/Index	Barclays Capital .. AC28XWWW13W1BK2824319	.09/13/2023	.09/13/2024	24,443	4,426,463	181.0932	99,483	0	0	121,444		121,444	(7,622)	0	0	0	0	0	0/0

STATEMENT AS OF JUNE 30, 2024 OF THE AUGUSTAR LIFE INSURANCE COMPANY

**SCHEDULE DB - PART A - SECTION 1**

Showing all Options, Caps, Floors, Collars, Swaps and Forwards Open as of Current Statement Date

1	2	3	4	5	6	7	8	9	10	11	12	13	14	15	16	17	18	19	20	21	22	23
Description	Description of Item(s) Hedged, Used for Income Generation or Replicated	Schedule/ Exhibit Identifier	Type(s) of Risk(s) (a)	Exchange, Counterparty or Central Clearinghouse	Trade Date	Date of Maturity or Expiration	Number of Contracts	Notional Amount	Strike Price, Rate or Index Received (Paid)	Cumulative Prior Year(s) Initial Cost of Un-discounted Premium (Received) Paid	Current Year Initial Cost of Un-discounted Premium (Received) Paid	Current Year Income	Book/ Adjusted Carrying Value	Code	Fair Value	Unrealized Valuation Increase/ (Decrease)	Total Foreign Exchange Change in B./A.C.V.	Current Year's (Amortization)/ Accretion	Adjustment to Carrying Value of Hedged Item	Potential Exposure	Credit Quality of Reference Entity	Hedge Effectiveness at Inception and at Quarter-end (b)
BARCLAYS CUSTOM 9/14/2026 Strike @ 181.0932 BX1IGS135 ..	Fixed Index Annuities	Exhibit 5 ...	Equity/Index	Barclays Capital .. AC28XWWW13W1BK2824319	09/13/2023	09/14/2026	10,558	1,911,942	181.0932	68,837	0	0	85,211		85,211	1,647	0	0	0	0	0	0/0
BARCLAYS CUSTOM 10/11/2024 Strike @ 177.5969 BX1IGS136 ..	Fixed Index Annuities	Exhibit 5 ...	Equity/Index	Barclays Capital .. AC28XWWW13W1BK2824319	10/12/2023	10/11/2024	12,246	2,174,928	177.5969	48,741	0	0	97,018		97,018	3,150	0	0	0	0	0	0/0
BARCLAYS CUSTOM 10/14/2026 Strike @ 177.5969 BX1IGS137 ..	Fixed Index Annuities	Exhibit 5 ...	Equity/Index	Barclays Capital .. AC28XWWW13W1BK2824319	10/12/2023	10/14/2026	6,462	1,147,665	177.5969	40,970	0	0	65,275		65,275	1,840	0	0	0	0	0	0/0
BARCLAYS CUSTOM 11/14/2024 Strike @ 178.8808 BX1IGS138 ..	Fixed Index Annuities	Exhibit 5 ...	Equity/Index	Barclays Capital .. AC28XWWW13W1BK2824319	11/13/2023	11/14/2024	28,162	5,037,695	178.8808	113,776	0	0	198,573		198,573	2,867	0	0	0	0	0	0/0
BARCLAYS CUSTOM 11/13/2026 Strike @ 178.8808 BX1IGS139 ..	Fixed Index Annuities	Exhibit 5 ...	Equity/Index	Barclays Capital .. AC28XWWW13W1BK2824319	11/13/2023	11/13/2026	7,351	1,315,014	178.8808	47,196	0	0	69,255		69,255	1,721	0	0	0	0	0	0/0
BARCLAYS CUSTOM 12/13/2024 Strike @ 182.9283 BX1IGS140 ..	Fixed Index Annuities	Exhibit 5 ...	Equity/Index	Barclays Capital .. AC28XWWW13W1BK2824319	12/13/2023	12/13/2024	57,118	10,448,488	182.9283	235,897	0	0	256,181		256,181	(16,240)	0	0	0	0	0	0/0
BARCLAYS CUSTOM 12/14/2026 Strike @ 182.9283 BX1IGS141 ..	Fixed Index Annuities	Exhibit 5 ...	Equity/Index	Barclays Capital .. AC28XWWW13W1BK2824319	12/13/2023	12/14/2026	11,862	2,169,954	182.9283	79,478	0	0	86,223		86,223	1,080	0	0	0	0	0	0/0
BARCLAYS CUSTOM 1/14/2025 Strike @ 185.4393 BX1IGS142 ..	Fixed Index Annuities	Exhibit 5 ...	Equity/Index	Barclays Capital .. AC28XWWW13W1BK2824319	01/16/2024	01/14/2025	83,594	15,501,654	185.4393	0	353,604	0	281,880		281,880	(71,723)	0	0	0	0	0	0/0
BARCLAYS CUSTOM 1/14/2027 Strike @ 185.4393 BX1IGS143 ..	Fixed Index Annuities	Exhibit 5 ...	Equity/Index	Barclays Capital .. AC28XWWW13W1BK2824319	01/16/2024	01/14/2027	29,142	5,404,094	185.4393	0	198,749	0	181,113		181,113	(17,637)	0	0	0	0	0	0/0
BARCLAYS CUSTOM 1/24/2025 Strike @ 184.91 BX1IGS144 ..	Fixed Index Annuities	Exhibit 5 ...	Equity/Index	Barclays Capital .. AC28XWWW13W1BK2824319	01/26/2024	01/24/2025	47,688	8,818,021	184.9100	0	202,675	0	175,627		175,627	(27,048)	0	0	0	0	0	0/0
BARCLAYS CUSTOM 1/26/2027 Strike @ 184.51 BX1IGS145 ..	Fixed Index Annuities	Exhibit 5 ...	Equity/Index	Barclays Capital .. AC28XWWW13W1BK2824319	01/26/2024	01/26/2027	4,199	774,676	184.5100	0	29,432	0	27,879		27,879	(1,553)	0	0	0	0	0	0/0
BARCLAYS CUSTOM 1/31/2025 Strike @ 185.01 BX1IGS146 ..	Fixed Index Annuities	Exhibit 5 ...	Equity/Index	Barclays Capital .. AC28XWWW13W1BK2824319	02/01/2024	01/31/2025	24,828	4,593,499	185.0100	0	111,479	0	91,351		91,351	(20,128)	0	0	0	0	0	0/0
BARCLAYS CUSTOM 2/1/2027 Strike @ 184.81 BX1IGS147 ..	Fixed Index Annuities	Exhibit 5 ...	Equity/Index	Barclays Capital .. AC28XWWW13W1BK2824319	02/01/2024	02/01/2027	1,496	276,435	184.8100	0	10,650	0	9,766		9,766	(884)	0	0	0	0	0	0/0
BARCLAYS CUSTOM 2/7/2025 Strike @ 185.21 BX1IGS148 ..	Fixed Index Annuities	Exhibit 5 ...	Equity/Index	Barclays Capital .. AC28XWWW13W1BK2824319	02/08/2024	02/07/2025	10,099	1,870,452	185.2100	0	42,820	0	36,626		36,626	(6,194)	0	0	0	0	0	0/0
BARCLAYS CUSTOM 2/8/2027 Strike @ 185.1 BX1IGS149 ..	Fixed Index Annuities	Exhibit 5 ...	Equity/Index	Barclays Capital .. AC28XWWW13W1BK2824319	02/08/2024	02/08/2027	40	7,337	185.1000	0	272	0	254		254	(17)	0	0	0	0	0	0/0
BARCLAYS CUSTOM 2/13/2025 Strike @ 185.33 BX1IGS150 ..	Fixed Index Annuities	Exhibit 5 ...	Equity/Index	Barclays Capital .. AC28XWWW13W1BK2824319	02/13/2024	02/13/2025	30,567	5,664,984	185.3300	0	132,049	0	110,163		110,163	(21,886)	0	0	0	0	0	0/0
BARCLAYS CUSTOM 2/12/2027 Strike @ 185.29 BX1IGS151 ..	Fixed Index Annuities	Exhibit 5 ...	Equity/Index	Barclays Capital .. AC28XWWW13W1BK2824319	02/13/2024	02/12/2027	110,985	20,564,405	185.2900	0	761,357	0	704,754		704,754	(56,603)	0	0	0	0	0	0/0
BARCLAYS CUSTOM 2/21/2025 Strike @ 185.9 BX1IGS152 ..	Fixed Index Annuities	Exhibit 5 ...	Equity/Index	Barclays Capital .. AC28XWWW13W1BK2824319	02/22/2024	02/21/2025	24,155	4,490,450	185.9000	0	118,360	0	81,810		81,810	(36,550)	0	0	0	0	0	0/0
BARCLAYS CUSTOM 2/22/2027 Strike @ 185.69 BX1IGS153 ..	Fixed Index Annuities	Exhibit 5 ...	Equity/Index	Barclays Capital .. AC28XWWW13W1BK2824319	02/22/2024	02/22/2027	2,919	542,029	185.6900	0	21,805	0	18,092		18,092	(3,713)	0	0	0	0	0	0/0



STATEMENT AS OF JUNE 30, 2024 OF THE AUGUSTAR LIFE INSURANCE COMPANY

**SCHEDULE DB - PART A - SECTION 1**

Showing all Options, Caps, Floors, Collars, Swaps and Forwards Open as of Current Statement Date

1	2	3	4	5	6	7	8	9	10	11	12	13	14	15	16	17	18	19	20	21	22	23
Description	Description of Item(s) Hedged, Used for Income Generation or Replicated	Schedule/ Exhibit Identifier	Type(s) of Risk(s) (a)	Exchange, Counterparty or Central Clearinghouse	Trade Date	Date of Maturity or Expiration	Number of Contracts	Notional Amount	Strike Price, Rate or Index Received (Paid)	Cumulative Prior Year(s) Initial Cost of Un-discounted Premium (Received) Paid	Current Year Initial Cost of Un-discounted Premium (Received) Paid	Current Year Income	Book/ Adjusted Carrying Value	Code	Fair Value	Unrealized Valuation Increase/ (Decrease)	Total Foreign Exchange Change in B./A.C.V.	Current Year's (Amortization)/ Accretion	Adjustment to Carrying Value of Hedged Item	Potential Exposure	Credit Quality of Reference Entity	Hedge Effectiveness at Inception and at Quarter-end (b)
BARCLAYS CUSTOM 2/28/2025 Strike @ 187.06 BX11GS154	Fixed Index Annuities	Exhibit 5	Equity/Index	Barclays Capital .. AC28XWWW13W1BK2824319	03/01/2024	02/28/2025	12,487	2,335,728	187.0600	0	60,435	0	41,107		41,107	(19,328)	0	0	0	0	0	0/0
BARCLAYS CUSTOM 3/1/2027 Strike @ 187.22 BX11GS155	Fixed Index Annuities	Exhibit 5	Equity/Index	Barclays Capital .. AC28XWWW13W1BK2824319	03/01/2024	03/01/2027	219	41,009	187.2200	0	1,597	0	1,304		1,304	(293)	0	0	0	0	0	0/0
BARCLAYS CUSTOM 3/7/2025 Strike @ 188.25 BX11GS156	Fixed Index Annuities	Exhibit 5	Equity/Index	Barclays Capital .. AC28XWWW13W1BK2824319	03/07/2024	03/07/2025	11,534	2,171,195	188.2500	0	50,978	0	28,245		28,245	(22,733)	0	0	0	0	0	0/0
BARCLAYS CUSTOM 3/5/2027 Strike @ 188.26 BX11GS157	Fixed Index Annuities	Exhibit 5	Equity/Index	Barclays Capital .. AC28XWWW13W1BK2824319	03/07/2024	03/05/2027	1,113	209,445	188.2600	0	7,777	0	5,709		5,709	(2,068)	0	0	0	0	0	0/0
BARCLAYS CUSTOM 3/13/2025 Strike @ 187.53 BX11GS158	Fixed Index Annuities	Exhibit 5	Equity/Index	Barclays Capital .. AC28XWWW13W1BK2824319	03/13/2024	03/13/2025	30,273	5,677,060	187.5300	0	116,248	0	85,639		85,639	(30,608)	0	0	0	0	0	0/0
BARCLAYS CUSTOM 3/12/2027 Strike @ 187.38 BX11GS159	Fixed Index Annuities	Exhibit 5	Equity/Index	Barclays Capital .. AC28XWWW13W1BK2824319	03/13/2024	03/12/2027	101,354	18,991,731	187.3800	0	654,747	0	564,784		564,784	(89,964)	0	0	0	0	0	0/0
BARCLAYS CUSTOM 3/21/2025 Strike @ 187.52 BX11GS160	Fixed Index Annuities	Exhibit 5	Equity/Index	Barclays Capital .. AC28XWWW13W1BK2824319	03/21/2024	03/21/2025	15,093	2,830,222	187.5200	0	77,879	0	43,512		43,512	(34,367)	0	0	0	0	0	0/0
BARCLAYS CUSTOM 3/19/2027 Strike @ 186.97 BX11GS161	Fixed Index Annuities	Exhibit 5	Equity/Index	Barclays Capital .. AC28XWWW13W1BK2824319	03/21/2024	03/19/2027	1,811	338,642	186.9700	0	14,290	0	10,411		10,411	(3,879)	0	0	0	0	0	0/0
BARCLAYS CUSTOM 4/4/2025 Strike @ 188.86 BX11GS162	Fixed Index Annuities	Exhibit 5	Equity/Index	Barclays Capital .. AC28XWWW13W1BK2824319	04/04/2024	04/04/2025	15,543	2,935,506	188.8600	0	52,536	0	38,517		38,517	(14,019)	0	0	0	0	0	0/0
BARCLAYS CUSTOM 4/2/2027 Strike @ 188.47 BX11GS163	Fixed Index Annuities	Exhibit 5	Equity/Index	Barclays Capital .. AC28XWWW13W1BK2824319	04/04/2024	04/02/2027	863	162,570	188.4700	0	5,253	0	4,500		4,500	(753)	0	0	0	0	0	0/0
BARCLAYS CUSTOM 4/11/2025 Strike @ 187.27 BX11GS164	Fixed Index Annuities	Exhibit 5	Equity/Index	Barclays Capital .. AC28XWWW13W1BK2824319	04/11/2024	04/11/2025	8,827	1,653,034	187.2700	0	32,042	0	27,365		27,365	(4,678)	0	0	0	0	0	0/0
BARCLAYS CUSTOM 4/9/2027 Strike @ 187.13 BX11GS165	Fixed Index Annuities	Exhibit 5	Equity/Index	Barclays Capital .. AC28XWWW13W1BK2824319	04/11/2024	04/09/2027	234	43,710	187.1300	0	1,446	0	1,340		1,340	(106)	0	0	0	0	0	0/0
BARCLAYS CUSTOM 4/11/2025 Strike @ 185.9844 BX11GS166	Fixed Index Annuities	Exhibit 5	Equity/Index	Barclays Capital .. AC28XWWW13W1BK2824319	04/11/2024	04/11/2025	13,043	2,425,768	185.9844	0	54,519	0	47,422		47,422	(7,097)	0	0	0	0	0	0/0
BARCLAYS CUSTOM 4/14/2027 Strike @ 185.9844 BX11GS167	Fixed Index Annuities	Exhibit 5	Equity/Index	Barclays Capital .. AC28XWWW13W1BK2824319	04/11/2024	04/14/2027	49,314	9,171,568	185.9844	0	328,429	0	306,112		306,112	(22,317)	0	0	0	0	0	0/0
BARCLAYS CUSTOM 4/18/2025 Strike @ 184.71 BX11GS168	Fixed Index Annuities	Exhibit 5	Equity/Index	Barclays Capital .. AC28XWWW13W1BK2824319	04/18/2024	04/18/2025	6,206	1,146,340	184.7100	0	22,094	0	26,426		26,426	4,332	0	0	0	0	0	0/0
BARCLAYS CUSTOM 4/16/2027 Strike @ 186.85 BX11GS169	Fixed Index Annuities	Exhibit 5	Equity/Index	Barclays Capital .. AC28XWWW13W1BK2824319	04/18/2024	04/16/2027	1,397	260,964	186.8500	0	7,304	0	8,193		8,193	889	0	0	0	0	0	0/0
BARCLAYS CUSTOM 4/25/2025 Strike @ 183.78 BX11GS170	Fixed Index Annuities	Exhibit 5	Equity/Index	Barclays Capital .. AC28XWWW13W1BK2824319	04/25/2024	04/25/2025	9,188	1,688,506	183.7800	0	38,129	0	43,380		43,380	5,251	0	0	0	0	0	0/0
BARCLAYS CUSTOM 4/23/2027 Strike @ 183.82 BX11GS171	Fixed Index Annuities	Exhibit 5	Equity/Index	Barclays Capital .. AC28XWWW13W1BK2824319	04/25/2024	04/23/2027	805	147,920	183.8200	0	5,279	0	5,765		5,765	486	0	0	0	0	0	0/0
BARCLAYS CUSTOM 5/2/2025 Strike @ 183.84 BX11GS172	Fixed Index Annuities	Exhibit 5	Equity/Index	Barclays Capital .. AC28XWWW13W1BK2824319	05/02/2024	05/02/2025	11,120	2,044,314	183.8400	0	57,936	0	53,023		53,023	(4,913)	0	0	0	0	0	0/0

STATEMENT AS OF JUNE 30, 2024 OF THE AUGUSTAR LIFE INSURANCE COMPANY

**SCHEDULE DB - PART A - SECTION 1**

Showing all Options, Caps, Floors, Collars, Swaps and Forwards Open as of Current Statement Date

1	2	3	4	5	6	7	8	9	10	11	12	13	14	15	16	17	18	19	20	21	22	23	
Description	Description of Item(s) Hedged, Used for Income Generation or Replicated	Schedule/ Exhibit Identifier	Type(s) of Risk(s) (a)	Exchange, Counterparty or Central Clearinghouse	Trade Date	Date of Maturity or Expiration	Number of Contracts	Notional Amount	Strike Price, Rate or Index Received (Paid)	Cumulative Prior Year(s) Initial Cost of Un-discounted Premium (Received) Paid	Current Year Initial Cost of Un-discounted Premium (Received) Paid	Current Year Income	Book/ Adjusted Carrying Value	Code	Fair Value	Unrealized Valuation Increase/ (Decrease)	Total Foreign Exchange Change in B./A.C.V.	Current Year's (Amortization)/ Accretion	Adjustment to Carrying Value of Hedged Item	Potential Exposure	Credit Quality of Reference Entity	Hedge Effectiveness at Inception and at Quarter-end (b)	
BARCLAYS CUSTOM 4/30/2027 Strike @ 183.77 BX1IG\$173 .....	Fixed Index Annuities	Exhibit 5 ...	Equity/Index	Barclays Capital .. AC28XWWW13W1BK2824319	.05/02/2024	.04/30/2027	821	150,787	183.7700	0	6,236	0	5,910		5,910	(326)	0	0	0	0	0	0/0	
BARCLAYS CUSTOM 5/13/2025 Strike @ 185.1249 BX1IG\$174 .....	Fixed Index Annuities	Exhibit 5 ...	Equity/Index	Barclays Capital .. AC28XWWW13W1BK2824319	.05/13/2024	.05/13/2025	8,584	1,589,071	185.1249	0	35,754	0	35,960		35,960	206	0	0	0	0	0	0/0	
BARCLAYS CUSTOM 5/13/2027 Strike @ 185.1249 BX1IG\$175 .....	Fixed Index Annuities	Exhibit 5 ...	Equity/Index	Barclays Capital .. AC28XWWW13W1BK2824319	.05/13/2024	.05/13/2027	15,757	2,916,987	185.1249	0	105,012	0	104,621		104,621	(390)	0	0	0	0	0	0/0	
BARCLAYS CUSTOM 5/16/2025 Strike @ 185.1577 BX1IG\$176 .....	Fixed Index Annuities	Exhibit 5 ...	Equity/Index	Barclays Capital .. AC28XWWW13W1BK2824319	.05/16/2024	.05/16/2025	14,024	2,596,609	185.1577	0	61,003	0	58,820		58,820	(2,184)	0	0	0	0	0	0/0	
BARCLAYS CUSTOM 5/14/2027 Strike @ 183.9324 BX1IG\$177 .....	Fixed Index Annuities	Exhibit 5 ...	Equity/Index	Barclays Capital .. AC28XWWW13W1BK2824319	.05/16/2024	.05/14/2027	786	144,565	183.9324	0	5,785	0	5,631		5,631	(154)	0	0	0	0	0	0/0	
BARCLAYS CUSTOM 5/30/2025 Strike @ 185.3205 BX1IG\$178 .....	Fixed Index Annuities	Exhibit 5 ...	Equity/Index	Barclays Capital .. AC28XWWW13W1BK2824319	.05/30/2024	.05/30/2025	6,963	1,290,383	185.3205	0	24,162	0	29,102		29,102	4,940	0	0	0	0	0	0/0	
BARCLAYS CUSTOM 5/28/2027 Strike @ 185.5403 BX1IG\$179 .....	Fixed Index Annuities	Exhibit 5 ...	Equity/Index	Barclays Capital .. AC28XWWW13W1BK2824319	.05/30/2024	.05/28/2027	206	38,182	185.5403	0	1,210	0	1,337		1,337	127	0	0	0	0	0	0/0	
BARCLAYS CUSTOM 6/13/2025 Strike @ 184.8576 BX1IG\$180 .....	Fixed Index Annuities	Exhibit 5 ...	Equity/Index	Barclays Capital .. AC28XWWW13W1BK2824319	.06/13/2024	.06/13/2025	6,434	1,189,451	184.8576	0	29,405	0	28,721		28,721	(685)	0	0	0	0	0	0/0	
BARCLAYS CUSTOM 6/11/2027 Strike @ 185.0081 BX1IG\$181 .....	Fixed Index Annuities	Exhibit 5 ...	Equity/Index	Barclays Capital .. AC28XWWW13W1BK2824319	.06/13/2024	.06/11/2027	182	33,721	185.0081	0	1,274	0	1,231		1,231	(43)	0	0	0	0	0	0/0	
BARCLAYS CUSTOM 6/13/2025 Strike @ 185.0394 BX1IG\$182 .....	Fixed Index Annuities	Exhibit 5 ...	Equity/Index	Barclays Capital .. AC28XWWW13W1BK2824319	.06/14/2024	.06/13/2025	16,309	3,017,891	185.0394	0	67,847	0	71,398		71,398	3,551	0	0	0	0	0	0/0	
BARCLAYS CUSTOM 6/14/2027 Strike @ 185.0394 BX1IG\$183 .....	Fixed Index Annuities	Exhibit 5 ...	Equity/Index	Barclays Capital .. AC28XWWW13W1BK2824319	.06/14/2024	.06/14/2027	4,593	849,929	185.0394	0	30,775	0	30,969		30,969	194	0	0	0	0	0	0/0	
BARCLAYS CUSTOM 6/20/2025 Strike @ 185.2313 BX1IG\$184 .....	Fixed Index Annuities	Exhibit 5 ...	Equity/Index	Barclays Capital .. AC28XWWW13W1BK2824319	.06/20/2024	.06/20/2025	6,144	1,137,991	185.2313	0	28,691	0	26,526		26,526	(2,165)	0	0	0	0	0	0/0	
BARCLAYS CUSTOM 6/27/2025 Strike @ 185.5807 BX1IG\$185 .....	Fixed Index Annuities	Exhibit 5 ...	Equity/Index	Barclays Capital .. AC28XWWW13W1BK2824319	.06/27/2024	.06/27/2025	5,166	958,779	185.5807	0	22,422	0	22,422		22,422	0	0	0	0	0	0	0/0	
BARCLAYS CUSTOM 6/25/2027 Strike @ 185.446 BX1IG\$186 .....	Fixed Index Annuities	Exhibit 5 ...	Equity/Index	Barclays Capital .. AC28XWWW13W1BK2824319	.06/27/2024	.06/25/2027	253	46,853	185.4460	0	1,872	0	1,872		1,872	0	0	0	0	0	0	0/0	
<b>0159999999. Subtotal - Purchased Options - Hedging Other - Call Options and Warrants</b>										<b>29,554,393</b>	<b>119,189,416</b>	<b>0</b>	<b>258,148,485</b>	<b>XXX</b>	<b>258,148,485</b>	<b>100,683,492</b>	<b>0</b>	<b>0</b>	<b>0</b>	<b>0</b>	<b>0</b>	<b>XXX</b>	<b>XXX</b>
S&P 500 9/18/2025 Strike @ 4836.59 .....	Variable Annuities	Exhibit 5 ...	Equity/Index	BNP Paribas ..... KVQR4N79VEWJ6JPSK1K14	.09/18/2023	.09/18/2025	26,500	128,169,635	4,836.5900	11,183,000	0	0	3,291,024		3,291,024	(5,402,804)	0	0	0	0	0	0/0	
S&P 500 1/22/2026 Strike @ 5190.018 .....	Variable Annuities	Exhibit 5 ...	Equity/Index	Barclays Capital .. AC28XWWW13W1BK2824319	.01/22/2024	.01/22/2026	8,800	45,672,158	5,190.0180	0	3,745,456	0	1,919,020		1,919,020	(1,826,436)	0	0	0	0	0	0/0	
S&P 500 2/20/2026 Strike @ 5205.722 .....	Variable Annuities	Exhibit 5 ...	Equity/Index	Barclays Capital .. AC28XWWW13W1BK2824319	.01/22/2024	.02/20/2026	8,500	44,248,637	5,205.7220	0	3,728,185	0	1,940,812		1,940,812	(1,787,373)	0	0	0	0	0	0/0	
S&P 500 3/20/2026 Strike @ 5217.969 .....	Variable Annuities	Exhibit 5 ...	Equity/Index	Barclays Capital .. AC28XWWW13W1BK2824319	.01/22/2024	.03/20/2026	8,500	44,352,737	5,217.9690	0	3,824,830	0	2,025,077		2,025,077	(1,799,753)	0	0	0	0	0	0/0	

STATEMENT AS OF JUNE 30, 2024 OF THE AUGUSTAR LIFE INSURANCE COMPANY

**SCHEDULE DB - PART A - SECTION 1**

Showing all Options, Caps, Floors, Collars, Swaps and Forwards Open as of Current Statement Date

1	2	3	4	5	6	7	8	9	10	11	12	13	14	15	16	17	18	19	20	21	22	23	
Description	Description of Item(s) Hedged, Used for Income Generation or Replicated	Schedule/ Exhibit Identifier	Type(s) of Risk(s) (a)	Exchange, Counterparty or Central Clearinghouse	Trade Date	Date of Maturity or Expiration	Number of Contracts	Notional Amount	Strike Price, Rate or Index Received (Paid)	Cumulative Prior Year(s) Initial Cost of Un-discounted Premium (Received) Paid	Current Year Initial Cost of Un-discounted Premium (Received) Paid	Current Year Income	Book/ Adjusted Carrying Value	Code	Fair Value	Unrealized Valuation Increase/ (Decrease)	Total Foreign Exchange Change in B./A.C.V.	Current Year's (Amortization)/ Accretion	Adjustment to Carrying Value of Hedged Item	Potential Exposure	Credit Quality of Reference Entity	Hedge Effectiveness at Inception and at Quarter-end (b)	
S&P 500 4/22/2026 Strike @ 5233.758 78462S155	Variable Annuities	Exhibit 5	Equity/Index	Barclays Capital .. AC28XWV13W1BK2824319	.01/22/2024	.04/22/2026	8,500	44,486,943	5,233.7580	0	3,926,320	0	2,114,787		2,114,787	(1,811,533)	0	0	0	0	0	0/0	
S&P 500 5/22/2026 Strike @ 5555 78462S156	Variable Annuities	Exhibit 5	Equity/Index	Morgan Stanley .... 4PQUHNGJPFQFNF3BB653	.05/03/2024	.05/22/2026	5,600	31,108,000	5,555.0000	0	2,646,728	0	1,912,964		1,912,964	(733,764)	0	0	0	0	0	0/0	
S&P 500 6/22/2026 Strike @ 5575 78462S157	Variable Annuities	Exhibit 5	Equity/Index	Morgan Stanley .... 4PQUHNGJPFQFNF3BB653	.05/03/2024	.06/22/2026	5,600	31,220,000	5,575.0000	0	2,714,208	0	1,977,301		1,977,301	(736,907)	0	0	0	0	0	0/0	
S&P 500 7/22/2026 Strike @ 5593 78462S158	Variable Annuities	Exhibit 5	Equity/Index	Morgan Stanley .... 4PQUHNGJPFQFNF3BB653	.05/03/2024	.07/22/2026	5,600	31,320,800	5,593.0000	0	2,777,880	0	2,041,607		2,041,607	(736,273)	0	0	0	0	0	0/0	
S&P 500 8/21/2026 Strike @ 5611 78462S159	Variable Annuities	Exhibit 5	Equity/Index	Morgan Stanley .... 4PQUHNGJPFQFNF3BB653	.05/03/2024	.08/21/2026	5,600	31,421,600	5,611.0000	0	2,847,152	0	2,110,583		2,110,583	(736,569)	0	0	0	0	0	0/0	
0169999999. Subtotal - Purchased Options - Hedging Other - Put Options										11,183,000	26,210,759	0	19,333,175	XXX	19,333,175	(15,571,412)	0	0	0	0	XXX	XXX	
0219999999. Subtotal - Purchased Options - Hedging Other										40,737,393	145,400,175	0	277,481,660	XXX	277,481,660	85,112,081	0	0	0	0	XXX	XXX	
0289999999. Subtotal - Purchased Options - Replications										0	0	0	0	XXX	0	0	0	0	0	0	XXX	XXX	
0359999999. Subtotal - Purchased Options - Income Generation										0	0	0	0	XXX	0	0	0	0	0	0	0	XXX	XXX
0429999999. Subtotal - Purchased Options - Other										0	0	0	0	XXX	0	0	0	0	0	0	0	XXX	XXX
0439999999. Total Purchased Options - Call Options and Warrants										29,554,393	119,189,416	0	258,148,485	XXX	258,148,485	100,683,492	0	0	0	0	XXX	XXX	
0449999999. Total Purchased Options - Put Options										11,183,000	26,210,759	0	19,333,175	XXX	19,333,175	(15,571,412)	0	0	0	0	XXX	XXX	
0459999999. Total Purchased Options - Caps										0	0	0	0	XXX	0	0	0	0	0	0	0	XXX	XXX
0469999999. Total Purchased Options - Floors										0	0	0	0	XXX	0	0	0	0	0	0	0	XXX	XXX
0479999999. Total Purchased Options - Collars										0	0	0	0	XXX	0	0	0	0	0	0	0	XXX	XXX
0489999999. Total Purchased Options - Other										0	0	0	0	XXX	0	0	0	0	0	0	0	XXX	XXX
0499999999. Total Purchased Options										40,737,393	145,400,175	0	277,481,660	XXX	277,481,660	85,112,081	0	0	0	0	XXX	XXX	
0569999999. Subtotal - Written Options - Hedging Effective Excluding Variable Annuity Guarantees Under SSAP No.108										0	0	0	0	XXX	0	0	0	0	0	0	0	XXX	XXX
0639999999. Subtotal - Written Options - Hedging Effective Variable Annuity Guarantees Under SSAP No.108										0	0	0	0	XXX	0	0	0	0	0	0	0	XXX	XXX
RUSSELL 2000 7/12/2024 Strike @ 2016.29 4642S158	Fixed Index Annuities	Exhibit 5	Equity/Index	BNP Paribas ..... KVQR4N79VEW8JPSK1K14	.07/14/2023	.07/12/2024	4,014	8,093,408	2,016.2900	(226,798)	0	0	(6)		(6)	90,035	0	0	0	0	0/0		
RUSSELL 2000 8/14/2024 Strike @ 2000.7696 4642S159	Fixed Index Annuities	Exhibit 5	Equity/Index	Wells Fargo ..... KB1H1DSRPFMYMCFXT09	.08/14/2023	.08/14/2024	3,241	6,483,794	2,000.7696	(197,458)	0	0	(294)		(294)	134,743	0	0	0	0	0/0		
RUSSELL 2000 9/13/2024 Strike @ 1947.0838 4642S160	Fixed Index Annuities	Exhibit 5	Equity/Index	Wells Fargo ..... KB1H1DSRPFMYMCFXT09	.09/14/2023	.09/13/2024	4,537	8,834,270	1,947.0838	(256,944)	0	0	(164,154)		(164,154)	250,593	0	0	0	0	0/0		
RUSSELL 2000 10/11/2024 Strike @ 1795.20631 4642S161	Fixed Index Annuities	Exhibit 5	Equity/Index	Wells Fargo ..... KB1H1DSRPFMYMCFXT09	.10/13/2023	.10/11/2024	3,507	6,295,735	1,795.2063	(195,234)	0	0	(747,010)		(747,010)	101,990	0	0	0	0	0/0		
RUSSELL 2000 11/14/2024 Strike @ 1891.84 4642S162	Fixed Index Annuities	Exhibit 5	Equity/Index	Bank of America Merr ..... EYKN6VOZCB8V9IULB80	.11/14/2023	.11/14/2024	4,149	7,849,793	1,891.8400	(196,027)	0	0	(586,155)		(586,155)	200,216	0	0	0	0	0/0		
RUSSELL 2000 12/13/2024 Strike @ 2105.942 4642S163	Fixed Index Annuities	Exhibit 5	Equity/Index	Goldman Sachs ..... W22LR0WP21HZNB6K528	.12/14/2023	.12/13/2024	3,649	7,685,362	2,105.9420	(236,067)	0	0	(29,421)		(29,421)	229,383	0	0	0	0	0/0		
RUSSELL 2000 1/14/2025 Strike @ 2048.5122 4642S164	Fixed Index Annuities	Exhibit 5	Equity/Index	BNP Paribas ..... KVQR4N79VEW8JPSK1K14	.01/12/2024	.01/14/2025	6,107	12,510,715	2,048.5122	0	(321,226)	0	(250,663)		(250,663)	70,563	0	0	0	0	0/0		
RUSSELL 2000 1/24/2025 Strike @ 2094.48 4642S165	Fixed Index Annuities	Exhibit 5	Equity/Index	Morgan Stanley .... 4PQUHNGJPFQFNF3BB653	.01/26/2024	.01/24/2025	365	764,024	2,094.4800	0	(12,912)	0	(36,829)		(36,829)	(23,917)	0	0	0	0	0/0		

EOG-10

STATEMENT AS OF JUNE 30, 2024 OF THE AUGUSTAR LIFE INSURANCE COMPANY

**SCHEDULE DB - PART A - SECTION 1**

Showing all Options, Caps, Floors, Collars, Swaps and Forwards Open as of Current Statement Date

1	2	3	4	5	6	7	8	9	10	11	12	13	14	15	16	17	18	19	20	21	22	23
Description	Description of Item(s) Hedged, Used for Income Generation or Replicated	Schedule/ Exhibit Identifier	Type(s) of Risk(s) (a)	Exchange, Counterparty or Central Clearinghouse	Trade Date	Date of Maturity or Expiration	Number of Contracts	Notional Amount	Strike Price, Rate or Index Received (Paid)	Cumulative Prior Year(s) Initial Cost of Un-discounted Premium (Received) Paid	Current Year Initial Cost of Un-discounted Premium (Received) Paid	Current Year Income	Book/ Adjusted Carrying Value	Code	Fair Value	Unrealized Valuation Increase/ (Decrease)	Total Foreign Exchange Change in B./A.C.V.	Current Year's (Amortization)/ Accretion	Adjustment to Carrying Value of Hedged Item	Potential Exposure	Credit Quality of Reference Entity	Hedge Effectiveness at Inception and at Quarter-end (b)
RUSSELL 2000 1/17/2025 Strike @ 2061.83 4642SS166	Fixed Index Annuities	Exhibit 5	Equity/Index	Goldman Sachs W22LROIP21HZNB66K528	01/19/2024	01/17/2025	337	694,198	2,061.8300	0	(18,821)	0	(13,803)		(13,803)	5,018	0	0	0	0	0	0/0
RUSSELL 2000 1/31/2025 Strike @ 2116.05 4642SS167	Fixed Index Annuities	Exhibit 5	Equity/Index	Morgan Stanley 4PQUHNGJPFQFNF3BB653	02/02/2024	01/31/2025	363	767,386	2,116.0500	0	(14,200)	0	(34,302)		(34,302)	(20,101)	0	0	0	0	0	0/0
RUSSELL 2000 2/7/2025 Strike @ 2090.24 4642SS168	Fixed Index Annuities	Exhibit 5	Equity/Index	Bank of America EYKN6VOZCB8VD9IULB80	02/09/2024	02/07/2025	425	889,021	2,090.2400	0	(20,119)	0	(15,292)		(15,292)	4,827	0	0	0	0	0	0/0
RUSSELL 2000 2/14/2025 Strike @ 2091.379 4642SS169	Fixed Index Annuities	Exhibit 5	Equity/Index	Goldman Sachs W22LROIP21HZNB66K528	02/14/2024	02/14/2025	11,946	24,983,216	2,091.3790	0	(947,966)	0	(380,093)		(380,093)	557,872	0	0	0	0	0	0/0
RUSSELL 2000 2/14/2025 Strike @ 2101.49 4642SS170	Fixed Index Annuities	Exhibit 5	Equity/Index	Morgan Stanley 4PQUHNGJPFQFNF3BB653	02/16/2024	02/14/2025	87	182,977	2,101.4900	0	(8,199)	0	(7,630)		(7,630)	570	0	0	0	0	0	0/0
RUSSELL 2000 2/21/2025 Strike @ 2116.71 4642SS171	Fixed Index Annuities	Exhibit 5	Equity/Index	Goldman Sachs W22LROIP21HZNB66K528	02/21/2024	02/21/2025	56	117,985	2,116.7100	0	(3,794)	0	(1,499)		(1,499)	2,295	0	0	0	0	0	0/0
RUSSELL 2000 2/21/2025 Strike @ 2141.78 4642SS172	Fixed Index Annuities	Exhibit 5	Equity/Index	Morgan Stanley 4PQUHNGJPFQFNF3BB653	02/23/2024	02/21/2025	65	138,552	2,141.7800	0	(2,860)	0	(5,138)		(5,138)	(2,277)	0	0	0	0	0	0/0
RUSSELL 2000 2/28/2025 Strike @ 2149.28 4642SS173	Fixed Index Annuities	Exhibit 5	Equity/Index	Bank of America Merr EYKN6VOZCB8VD9IULB80	02/28/2024	02/28/2025	123	264,104	2,149.2800	0	(8,236)	0	(2,563)		(2,563)	5,673	0	0	0	0	0	0/0
RUSSELL 2000 3/6/2025 Strike @ 2227.11 4642SS175	Fixed Index Annuities	Exhibit 5	Equity/Index	Wells Fargo KB1H1DSRPFMYMCFXT09	03/06/2024	03/06/2025	215	478,361	2,227.1100	0	(7,528)	0	(1,867)		(1,867)	5,660	0	0	0	0	0	0/0
RUSSELL 2000 3/7/2025 Strike @ 2198.71 4642SS176	Fixed Index Annuities	Exhibit 5	Equity/Index	Morgan Stanley 4PQUHNGJPFQFNF3BB653	03/08/2024	03/07/2025	44	95,644	2,198.7100	0	(2,476)	0	(2,200)		(2,200)	276	0	0	0	0	0	0/0
RUSSELL 2000 3/13/2025 Strike @ 2187.48 4642SS177	Fixed Index Annuities	Exhibit 5	Equity/Index	Morgan Stanley 4PQUHNGJPFQFNF3BB653	03/13/2024	03/13/2025	254	556,342	2,187.4800	0	(12,583)	0	(12,218)		(12,218)	365	0	0	0	0	0	0/0
RUSSELL 2000 3/14/2025 Strike @ 2112.8282 4642SS178	Fixed Index Annuities	Exhibit 5	Equity/Index	Bank of America Merr EYKN6VOZCB8VD9IULB80	03/14/2024	03/14/2025	9,659	20,408,589	2,112.8282	0	(658,654)	0	(343,444)		(343,444)	315,210	0	0	0	0	0	0/0
RUSSELL 2000 3/14/2025 Strike @ 2182.22 4642SS179	Fixed Index Annuities	Exhibit 5	Equity/Index	Wells Fargo KB1H1DSRPFMYMCFXT09	03/15/2024	03/14/2025	515	1,124,498	2,182.2200	0	(23,609)	0	(8,509)		(8,509)	15,100	0	0	0	0	0	0/0
RUSSELL 2000 3/21/2025 Strike @ 2150.49 4642SS180	Fixed Index Annuities	Exhibit 5	Equity/Index	Goldman Sachs W22LROIP21HZNB66K528	03/21/2024	03/21/2025	402	865,529	2,150.4900	0	(40,072)	0	(11,856)		(11,856)	28,215	0	0	0	0	0	0/0
RUSSELL 2000 3/27/2025 Strike @ 2195.18 4642SS181	Fixed Index Annuities	Exhibit 5	Equity/Index	Wells Fargo KB1H1DSRPFMYMCFXT09	03/27/2024	03/27/2025	623	1,367,465	2,195.1800	0	(13,898)	0	(10,771)		(10,771)	3,128	0	0	0	0	0	0/0
RUSSELL 2000 2/28/2025 Strike @ 2165.84 4642SS182	Fixed Index Annuities	Exhibit 5	Equity/Index	Goldman Sachs W22LROIP21HZNB66K528	03/01/2024	02/28/2025	242	525,195	2,165.8400	0	(19,431)	0	(4,188)		(4,188)	15,243	0	0	0	0	0	0/0
RUSSELL 2000 4/2/2025 Strike @ 2227.91 4642SS183	Fixed Index Annuities	Exhibit 5	Equity/Index	Morgan Stanley 4PQUHNGJPFQFNF3BB653	04/02/2024	04/02/2025	195	434,754	2,227.9100	0	(7,064)	0	(7,296)		(7,296)	(232)	0	0	0	0	0	0/0
RUSSELL 2000 4/4/2025 Strike @ 2204.96 4642SS184	Fixed Index Annuities	Exhibit 5	Equity/Index	Barclays Capital AC28XW13W1BK2824319	04/05/2024	04/04/2025	144	318,352	2,204.9600	0	(8,578)	0	(2,710)		(2,710)	5,868	0	0	0	0	0	0/0
RUSSELL 2000 4/10/2025 Strike @ 2187.58 4642SS185	Fixed Index Annuities	Exhibit 5	Equity/Index	Morgan Stanley 4PQUHNGJPFQFNF3BB653	04/10/2024	04/10/2025	187	409,734	2,187.5800	0	(2,828)	0	(8,838)		(8,838)	(6,011)	0	0	0	0	0	0/0

EOG.11

STATEMENT AS OF JUNE 30, 2024 OF THE AUGUSTAR LIFE INSURANCE COMPANY

**SCHEDULE DB - PART A - SECTION 1**

Showing all Options, Caps, Floors, Collars, Swaps and Forwards Open as of Current Statement Date

1	2	3	4	5	6	7	8	9	10	11	12	13	14	15	16	17	18	19	20	21	22	23	
Description	Description of Item(s) Hedged, Used for Income Generation or Replicated	Schedule/ Exhibit Identifier	Type(s) of Risk(s) (a)	Exchange, Counterparty or Central Clearinghouse	Trade Date	Date of Maturity or Expiration	Number of Contracts	Notional Amount	Strike Price, Rate or Index Received (Paid)	Cumulative Prior Year(s) Initial Cost of Un-discounted Premium (Received) Paid	Current Year Initial Cost of Un-discounted Premium (Received) Paid	Current Year Income	Book/ Adjusted Carrying Value	Code	Fair Value	Unrealized Valuation Increase/ (Decrease)	Total Foreign Exchange Change in B./A.C.V.	Current Year's (Amortization)/ Accretion	Adjustment to Carrying Value of Hedged Item	Potential Exposure	Credit Quality of Reference Entity	Hedge Effectiveness at Inception and at Quarter-end (b)	
RUSSELL 2000 4/11/2025 Strike @ 2160.26 4642S186	Fixed Index Annuities	Exhibit 5	Equity/Index	Bank of America Merr EYK6V0ZCB8VD91ULB80	04/12/2024	04/11/2025	48	104,038	2,160.2600	0	(2,872)	0	(1,530)		(1,530)	1,342	0	0	0	0	0	0/0	
RUSSELL 2000 4/14/2025 Strike @ 2101.329526 4642S187	Fixed Index Annuities	Exhibit 5	Equity/Index	Morgan Stanley 4PQUH3JPF6FNF3BB653	04/12/2024	04/14/2025	7,886	16,570,265	2,101.3295	0	(223,783)	0	(524,893)		(524,893)	(301,110)	0	0	0	0	0	0/0	
RUSSELL 2000 4/17/2025 Strike @ 2083.43 4642S188	Fixed Index Annuities	Exhibit 5	Equity/Index	Morgan Stanley 4PQUH3JPF6FNF3BB653	04/17/2024	04/17/2025	160	333,661	2,083.4300	0	(5,529)	0	(12,169)		(12,169)	(6,640)	0	0	0	0	0	0/0	
RUSSELL 2000 4/17/2025 Strike @ 2078.13 4642S189	Fixed Index Annuities	Exhibit 5	Equity/Index	BNP Paribas KVQR4N79VEW8JPSK1K14	04/19/2024	04/17/2025	85	177,659	2,078.1300	0	(3,610)	0	(5,828)		(5,828)	(2,218)	0	0	0	0	0	0/0	
RUSSELL 2000 4/24/2025 Strike @ 2080.75 4642S190	Fixed Index Annuities	Exhibit 5	Equity/Index	Goldman Sachs W22LR0WP2IHZNBB6K528	04/24/2024	04/24/2025	165	342,367	2,080.7500	0	(11,977)	0	(11,136)		(11,136)	841	0	0	0	0	0	0/0	
RUSSELL 2000 4/25/2025 Strike @ 2104.05 4642S191	Fixed Index Annuities	Exhibit 5	Equity/Index	Bank of America Merr EYK6V0ZCB8VD91ULB80	04/26/2024	04/25/2025	85	179,349	2,104.0500	0	(5,720)	0	(4,852)		(4,852)	869	0	0	0	0	0	0/0	
RUSSELL 2000 5/1/2025 Strike @ 2088.64 4642S192	Fixed Index Annuities	Exhibit 5	Equity/Index	Morgan Stanley 4PQUH3JPF6FNF3BB653	05/01/2024	05/01/2025	114	237,207	2,088.6400	0	(3,389)	0	(8,896)		(8,896)	(5,508)	0	0	0	0	0	0/0	
RUSSELL 2000 5/2/2025 Strike @ 2065.9 4642S193	Fixed Index Annuities	Exhibit 5	Equity/Index	Goldman Sachs W22LR0WP2IHZNBB6K528	05/03/2024	05/02/2025	7	13,635	2,065.9000	0	(672)	0	(526)		(526)	146	0	0	0	0	0	0/0	
RUSSELL 2000 5/8/2025 Strike @ 2186.41 4642S194	Fixed Index Annuities	Exhibit 5	Equity/Index	Wells Fargo KB1H10SPRMYMJCJFT09	05/08/2024	05/08/2025	299	654,611	2,186.4100	0	(17,503)	0	(9,676)		(9,676)	7,827	0	0	0	0	0	0/0	
RUSSELL 2000 5/9/2025 Strike @ 2179.43 4642S195	Fixed Index Annuities	Exhibit 5	Equity/Index	Goldman Sachs W22LR0WP2IHZNBB6K528	05/10/2024	05/09/2025	152	330,576	2,179.4300	0	(8,929)	0	(5,312)		(5,312)	3,616	0	0	0	0	0	0/0	
RUSSELL 2000 5/14/2025 Strike @ 2192.481533 4642S196	Fixed Index Annuities	Exhibit 5	Equity/Index	BNP Paribas KVQR4N79VEW8JPSK1K14	05/14/2024	05/14/2025	1,980	4,342,100	2,192.4815	0	(95,260)	0	(65,117)		(65,117)	30,144	0	0	0	0	0	0/0	
RUSSELL 2000 5/15/2025 Strike @ 2185.33 4642S197	Fixed Index Annuities	Exhibit 5	Equity/Index	Barclays Capital AC28XWV13W1BK2824319	05/15/2024	05/15/2025	58	125,897	2,185.3300	0	(4,506)	0	(2,038)		(2,038)	2,468	0	0	0	0	0	0/0	
RUSSELL 2000 5/16/2025 Strike @ 2206.81 4642S198	Fixed Index Annuities	Exhibit 5	Equity/Index	Barclays Capital AC28XWV13W1BK2824319	05/17/2024	05/16/2025	55	122,301	2,206.8100	0	(3,449)	0	(1,697)		(1,697)	1,752	0	0	0	0	0	0/0	
RUSSELL 2000 5/16/2025 Strike @ 2223.11 4642S199	Fixed Index Annuities	Exhibit 5	Equity/Index	Barclays Capital AC28XWV13W1BK2824319	05/22/2024	05/16/2025	91	202,725	2,223.1100	0	(5,066)	0	(2,571)		(2,571)	2,495	0	0	0	0	0	0/0	
RUSSELL 2000 5/23/2025 Strike @ 2224.51 4642S200	Fixed Index Annuities	Exhibit 5	Equity/Index	BNP Paribas KVQR4N79VEW8JPSK1K14	05/24/2024	05/23/2025	86	192,242	2,224.5100	0	(2,396)	0	(2,463)		(2,463)	(67)	0	0	0	0	0	0/0	
RUSSELL 2000 5/29/2025 Strike @ 2182.88 4642S201	Fixed Index Annuities	Exhibit 5	Equity/Index	Barclays Capital AC28XWV13W1BK2824319	05/29/2024	05/29/2025	31	67,036	2,182.8800	0	(1,496)	0	(1,292)		(1,292)	204	0	0	0	0	0	0/0	
RUSSELL 2000 5/30/2025 Strike @ 2163.58 4642S202	Fixed Index Annuities	Exhibit 5	Equity/Index	Bank of America Merr EYK6V0ZCB8VD91ULB80	05/31/2024	05/30/2025	65	140,719	2,163.5800	0	(3,365)	0	(3,139)		(3,139)	226	0	0	0	0	0	0/0	
RUSSELL 2000 6/5/2025 Strike @ 2240.78 4642S203	Fixed Index Annuities	Exhibit 5	Equity/Index	BNP Paribas KVQR4N79VEW8JPSK1K14	06/05/2024	06/05/2025	28	62,787	2,240.7800	0	(674)	0	(805)		(805)	(131)	0	0	0	0	0	0/0	
RUSSELL 2000 6/6/2025 Strike @ 2174.32 4642S204	Fixed Index Annuities	Exhibit 5	Equity/Index	Morgan Stanley 4PQUH3JPF6FNF3BB653	06/07/2024	06/06/2025	34	73,927	2,174.3200	0	(866)	0	(2,486)		(2,486)	(1,620)	0	0	0	0	0	0/0	

E06.12

STATEMENT AS OF JUNE 30, 2024 OF THE AUGUSTAR LIFE INSURANCE COMPANY

**SCHEDULE DB - PART A - SECTION 1**

Showing all Options, Caps, Floors, Collars, Swaps and Forwards Open as of Current Statement Date

1	2	3	4	5	6	7	8	9	10	11	12	13	14	15	16	17	18	19	20	21	22	23
Description	Description of Item(s) Hedged, Used for Income Generation or Replicated	Schedule/ Exhibit Identifier	Type(s) of Risk(s) (a)	Exchange, Counterparty or Central Clearinghouse	Trade Date	Date of Maturity or Expiration	Number of Contracts	Notional Amount	Strike Price, Rate or Index Received (Paid)	Cumulative Prior Year(s) Initial Cost of Un-discounted Premium (Received) Paid	Current Year Initial Cost of Un-discounted Premium (Received) Paid	Current Year Income	Book/ Adjusted Carrying Value	Code	Fair Value	Unrealized Valuation Increase/ (Decrease)	Total Foreign Exchange Change in B./A.C.V.	Current Year's (Amortization)/ Accretion	Adjustment to Carrying Value of Hedged Item	Potential Exposure	Credit Quality of Reference Entity	Hedge Effectiveness at Inception and at Quarter-end (b)
RUSSELL 2000 6/12/2025 Strike @ 2156.91 4642SS205	Fixed Index Annuities	Exhibit 5	Equity/Index	Morgan Stanley .... 4PQUHNSJPFQFNFB8B653	06/18/2024	06/12/2025	68	146,929	2,156.9100	0	(754)	0	(4,910)		(4,910)	(4,156)	0	0	0	0	0	0/0
RUSSELL 2000 6/13/2025 Strike @ 2116.94 4642SS206	Fixed Index Annuities	Exhibit 5	Equity/Index	Barclays Capital .. AC28XWV13W1BK2824319	06/14/2024	06/13/2025	3,252	6,883,611	2,116.9400	0	(198,229)	0	(241,170)		(241,170)	(42,941)	0	0	0	0	0	0/0
RUSSELL 2000 6/13/2025 Strike @ 2162.56 4642SS207	Fixed Index Annuities	Exhibit 5	Equity/Index	BNP Paribas ..... KVQR4N79VEW8JPSK1K14	06/14/2024	06/13/2025	95	205,076	2,162.5600	0	(2,762)	0	(5,246)		(5,246)	(2,484)	0	0	0	0	0	0/0
RUSSELL 2000 6/20/2025 Strike @ 2192.51 4642SS208	Fixed Index Annuities	Exhibit 5	Equity/Index	Bank of America Merr ..... EYKN6VOZCB8VD91ULB80	06/20/2024	06/20/2025	204	447,250	2,192.5100	0	(8,445)	0	(9,506)		(9,506)	(1,061)	0	0	0	0	0	0/0
RUSSELL 2000 6/20/2025 Strike @ 2144.14 4642SS209	Fixed Index Annuities	Exhibit 5	Equity/Index	Bank of America Merr ..... EYKN6VOZCB8VD91ULB80	06/21/2024	06/20/2025	65	139,691	2,144.1400	0	(3,321)	0	(4,203)		(4,203)	(882)	0	0	0	0	0	0/0
RUSSELL 2000 6/25/2025 Strike @ 2146.13 4642SS210	Fixed Index Annuities	Exhibit 5	Equity/Index	Barclays Capital .. AC28XWV13W1BK2824319	06/26/2024	06/25/2025	104	224,077	2,146.1300	0	(5,644)	0	(7,000)		(7,000)	(1,356)	0	0	0	0	0	0/0
S&P 500 9/13/2024 Strike @ 4716.8397 7846SS241	Fixed Index Annuities	Exhibit 5	Equity/Index	Wells Fargo ..... KB1H1DSPRFMYMCFXT09	09/14/2023	09/13/2024	11,112	52,415,457	4,716.8397	(2,662,648)	0	0	(8,893,396)		(8,893,396)	(5,074,130)	0	0	0	0	0	0/0
S&P 500 10/11/2024 Strike @ 4537.67733 7846SS243	Fixed Index Annuities	Exhibit 5	Equity/Index	Wells Fargo ..... KB1H1DSPRFMYMCFXT09	10/13/2023	10/11/2024	6,331	28,728,307	4,537.6773	(1,649,039)	0	0	(6,301,932)		(6,301,932)	(3,148,158)	0	0	0	0	0	0/0
S&P 500 11/14/2024 Strike @ 4852.21 7846SS245	Fixed Index Annuities	Exhibit 5	Equity/Index	Bank of America Merr ..... EYKN6VOZCB8VD91ULB80	11/14/2023	11/14/2024	16,720	81,131,183	4,852.2100	(2,864,048)	0	0	(12,164,675)		(12,164,675)	(6,989,279)	0	0	0	0	0	0/0
S&P 500 12/13/2024 Strike @ 5128.735 7846SS247	Fixed Index Annuities	Exhibit 5	Equity/Index	Goldman Sachs ..... W22LR0IP21HZNB6K528	12/14/2023	12/13/2024	32,324	165,778,717	5,128.7350	(4,972,520)	0	0	(16,648,320)		(16,648,320)	(10,862,378)	0	0	0	0	0	0/0
S&P 500 1/14/2025 Strike @ 5196.674529 7846SS249	Fixed Index Annuities	Exhibit 5	Equity/Index	BNP Paribas ..... KVQR4N79VEW8JPSK1K14	01/12/2024	01/14/2025	45,841	238,220,030	5,196.6745	0	(6,454,526)	0	(22,555,478)		(22,555,478)	(16,100,952)	0	0	0	0	0	0/0
S&P 500 1/17/2025 Strike @ 5185.63 7846SS250	Fixed Index Annuities	Exhibit 5	Equity/Index	Goldman Sachs ..... W22LR0IP21HZNB6K528	01/19/2024	01/17/2025	8,290	42,989,754	5,185.6300	0	(1,548,106)	0	(4,198,999)		(4,198,999)	(2,650,893)	0	0	0	0	0	0/0
S&P 500 1/24/2025 Strike @ 5282.55 7846SS251	Fixed Index Annuities	Exhibit 5	Equity/Index	Morgan Stanley .... 4PQUHNSJPFQFNFB8B653	01/26/2024	01/24/2025	8,952	47,289,388	5,282.5500	0	(1,122,578)	0	(3,925,501)		(3,925,501)	(2,802,922)	0	0	0	0	0	0/0
S&P 500 1/31/2025 Strike @ 5324.21 7846SS254	Fixed Index Annuities	Exhibit 5	Equity/Index	Morgan Stanley .... 4PQUHNSJPFQFNFB8B653	02/02/2024	01/31/2025	11,929	63,514,098	5,324.2100	0	(1,407,963)	0	(4,953,799)		(4,953,799)	(3,545,835)	0	0	0	0	0	0/0
S&P 500 2/7/2025 Strike @ 5433.87 7846SS255	Fixed Index Annuities	Exhibit 5	Equity/Index	Bank of America Merr ..... EYKN6VOZCB8VD91ULB80	02/09/2024	02/07/2025	7,924	43,058,312	5,433.8700	0	(1,093,469)	0	(2,710,373)		(2,710,373)	(1,616,904)	0	0	0	0	0	0/0
S&P 500 2/14/2025 Strike @ 5204.145 7846SS256	Fixed Index Annuities	Exhibit 5	Equity/Index	Goldman Sachs ..... W22LR0IP21HZNB6K528	02/14/2024	02/14/2025	16,318	84,919,417	5,204.1450	0	(4,673,115)	0	(8,489,858)		(8,489,858)	(3,816,743)	0	0	0	0	0	0/0
S&P 500 2/14/2025 Strike @ 5411.29 7846SS257	Fixed Index Annuities	Exhibit 5	Equity/Index	Bank of America Merr ..... EYKN6VOZCB8VD91ULB80	02/14/2024	02/14/2025	4,601	24,897,291	5,411.2900	0	(564,345)	0	(1,680,179)		(1,680,179)	(1,115,834)	0	0	0	0	0	0/0
S&P 500 2/14/2025 Strike @ 5364.31 7846SS258	Fixed Index Annuities	Exhibit 5	Equity/Index	Morgan Stanley .... 4PQUHNSJPFQFNFB8B653	02/16/2024	02/14/2025	4,911	26,345,199	5,364.3100	0	(1,096,164)	0	(1,966,225)		(1,966,225)	(870,062)	0	0	0	0	0	0/0
S&P 500 2/21/2025 Strike @ 5382.78 7846SS259	Fixed Index Annuities	Exhibit 5	Equity/Index	Goldman Sachs ..... W22LR0IP21HZNB6K528	02/21/2024	02/21/2025	4,062	21,865,229	5,382.7800	0	(755,119)	0	(1,590,754)		(1,590,754)	(835,635)	0	0	0	0	0	0/0

EOG-13

STATEMENT AS OF JUNE 30, 2024 OF THE AUGUSTAR LIFE INSURANCE COMPANY

**SCHEDULE DB - PART A - SECTION 1**

Showing all Options, Caps, Floors, Collars, Swaps and Forwards Open as of Current Statement Date

1	2	3	4	5	6	7	8	9	10	11	12	13	14	15	16	17	18	19	20	21	22	23	
Description	Description of Item(s) Hedged, Used for Income Generation or Replicated	Schedule/ Exhibit Identifier	Type(s) of Risk(s) (a)	Exchange, Counterparty or Central Clearinghouse	Trade Date	Date of Maturity or Expiration	Number of Contracts	Notional Amount	Strike Price, Rate or Index Received (Paid)	Cumulative Prior Year(s) Initial Cost of Un-discounted Premium (Received) Paid	Current Year Initial Cost of Un-discounted Premium (Received) Paid	Current Year Income	Book/ Adjusted Carrying Value	Code	Fair Value	Unrealized Valuation Increase/ (Decrease)	Total Foreign Exchange Change in B./A.C.V.	Current Year's (Amortization)/ Accretion	Adjustment to Carrying Value of Hedged Item	Potential Exposure	Credit Quality of Reference Entity	Hedge Effectiveness at Inception and at Quarter-end (b)	
S&P 500 2/21/2025 Strike @ 5420.2 7846SS260	Fixed Index Annuities	Exhibit 5	Equity/Index	Morgan Stanley .... 4PQUHNSJPFQFNFB8B653	02/23/2024	02/21/2025	2,852	15,458,410	5,420.2000	0	(566,875)	0	(1,044,552)		(1,044,552)	(477,677)	0	0	0	0	0	0/0	
S&P 500 2/28/2025 Strike @ 5478.92 7846SS261	Fixed Index Annuities	Exhibit 5	Equity/Index	Bank of America Merr ..... EYKN6VOZCB8V9IULB80	02/28/2024	02/28/2025	4,912	26,912,345	5,478.9200	0	(894,133)	0	(1,627,322)		(1,627,322)	(733,188)	0	0	0	0	0	0/0	
S&P 500 3/6/2025 Strike @ 5490.98 7846SS264	Fixed Index Annuities	Exhibit 5	Equity/Index	Wells Fargo ..... KB1H1DSRPFMYMCFXT09	03/06/2024	03/06/2025	7,435	40,826,589	5,490.9800	0	(1,381,915)	0	(2,452,648)		(2,452,648)	(1,070,733)	0	0	0	0	0	0/0	
S&P 500 3/7/2025 Strike @ 5538.82 7846SS265	Fixed Index Annuities	Exhibit 5	Equity/Index	Morgan Stanley .... 4PQUHNSJPFQFNFB8B653	03/08/2024	03/07/2025	3,076	17,037,410	5,538.8200	0	(526,553)	0	(928,997)		(928,997)	(402,444)	0	0	0	0	0	0/0	
S&P 500 3/13/2025 Strike @ 5532.35 7846SS266	Fixed Index Annuities	Exhibit 5	Equity/Index	Morgan Stanley .... 4PQUHNSJPFQFNFB8B653	03/13/2024	03/13/2025	5,110	28,270,309	5,532.3500	0	(1,029,762)	0	(1,593,417)		(1,593,417)	(563,655)	0	0	0	0	0	0/0	
S&P 500 3/14/2025 Strike @ 5359.5895 7846SS267	Fixed Index Annuities	Exhibit 5	Equity/Index	Bank of America Merr ..... EYKN6VOZCB8V9IULB80	03/14/2024	03/14/2025	19,218	102,998,126	5,359.5895	0	(5,418,647)	0	(8,215,498)		(8,215,498)	(2,796,852)	0	0	0	0	0	0/0	
S&P 500 3/14/2025 Strike @ 5584.96 7846SS268	Fixed Index Annuities	Exhibit 5	Equity/Index	Wells Fargo ..... KB1H1DSRPFMYMCFXT09	03/15/2024	03/14/2025	4,267	23,831,918	5,584.9600	0	(601,175)	0	(1,185,467)		(1,185,467)	(584,292)	0	0	0	0	0	0/0	
S&P 500 3/21/2025 Strike @ 5571.99 7846SS269	Fixed Index Annuities	Exhibit 5	Equity/Index	Goldman Sachs ..... W22LR0WP21HZNB6K528	03/21/2024	03/21/2025	4,507	25,112,290	5,571.9900	0	(1,168,940)	0	(1,323,424)		(1,323,424)	(154,484)	0	0	0	0	0	0/0	
S&P 500 3/27/2025 Strike @ 5605.29 7846SS270	Fixed Index Annuities	Exhibit 5	Equity/Index	Wells Fargo ..... KB1H1DSRPFMYMCFXT09	03/27/2024	03/27/2025	5,737	32,159,791	5,605.2900	0	(865,461)	0	(1,598,427)		(1,598,427)	(732,966)	0	0	0	0	0	0/0	
S&P 500 2/28/2025 Strike @ 5499.38 7846SS271	Fixed Index Annuities	Exhibit 5	Equity/Index	Goldman Sachs ..... W22LR0WP21HZNB6K528	03/01/2024	02/28/2025	2,789	15,337,441	5,499.3800	0	(588,160)	0	(890,886)		(890,886)	(302,726)	0	0	0	0	0	0/0	
S&P 500 4/2/2025 Strike @ 5655.83 7846SS272	Fixed Index Annuities	Exhibit 5	Equity/Index	Morgan Stanley .... 4PQUHNSJPFQFNFB8B653	04/02/2024	04/02/2025	3,754	21,233,965	5,655.8300	0	(674,960)	0	(955,442)		(955,442)	(280,481)	0	0	0	0	0	0/0	
S&P 500 4/4/2025 Strike @ 5633.92 7846SS273	Fixed Index Annuities	Exhibit 5	Equity/Index	Barclays Capital .. AC28XIII13IIBK2824319	04/05/2024	04/04/2025	4,617	26,013,048	5,633.9200	0	(1,006,554)	0	(1,254,236)		(1,254,236)	(247,682)	0	0	0	0	0	0/0	
S&P 500 4/10/2025 Strike @ 5630.42 7846SS274	Fixed Index Annuities	Exhibit 5	Equity/Index	Morgan Stanley .... 4PQUHNSJPFQFNFB8B653	04/10/2024	04/10/2025	4,167	23,462,748	5,630.4200	0	(679,122)	0	(1,160,932)		(1,160,932)	(481,810)	0	0	0	0	0	0/0	
S&P 500 4/11/2025 Strike @ 5627.8 7846SS275	Fixed Index Annuities	Exhibit 5	Equity/Index	Bank of America Merr ..... EYKN6VOZCB8V9IULB80	04/12/2024	04/11/2025	2,002	11,264,998	5,627.8000	0	(399,353)	0	(562,244)		(562,244)	(162,891)	0	0	0	0	0	0/0	
S&P 500 4/14/2025 Strike @ 5354.475791 7846SS276	Fixed Index Annuities	Exhibit 5	Equity/Index	Morgan Stanley .... 4PQUHNSJPFQFNFB8B653	04/12/2024	04/14/2025	17,730	94,935,498	5,354.4758	0	(4,932,024)	0	(8,235,228)		(8,235,228)	(3,303,203)	0	0	0	0	0	0/0	
S&P 500 4/17/2025 Strike @ 5445.25 7846SS277	Fixed Index Annuities	Exhibit 5	Equity/Index	Morgan Stanley .... 4PQUHNSJPFQFNFB8B653	04/17/2024	04/17/2025	3,621	19,715,290	5,445.2500	0	(832,152)	0	(1,463,538)		(1,463,538)	(631,387)	0	0	0	0	0	0/0	
S&P 500 4/17/2025 Strike @ 5404.18 7846SS278	Fixed Index Annuities	Exhibit 5	Equity/Index	BNP Paribas ..... KVQR4N79VEI8JPSK1K14	04/19/2024	04/17/2025	3,022	16,329,973	5,404.1800	0	(549,786)	0	(1,305,760)		(1,305,760)	(755,974)	0	0	0	0	0	0/0	
S&P 500 4/24/2025 Strike @ 5404.7 7846SS279	Fixed Index Annuities	Exhibit 5	Equity/Index	Goldman Sachs ..... W22LR0WP21HZNB6K528	04/24/2024	04/24/2025	4,295	23,211,025	5,404.7000	0	(1,058,576)	0	(1,878,317)		(1,878,317)	(819,741)	0	0	0	0	0	0/0	
S&P 500 4/25/2025 Strike @ 5509.7 7846SS280	Fixed Index Annuities	Exhibit 5	Equity/Index	Bank of America Merr ..... EYKN6VOZCB8V9IULB80	04/26/2024	04/25/2025	2,342	12,905,811	5,509.7000	0	(505,286)	0	(860,690)		(860,690)	(355,404)	0	0	0	0	0	0/0	

STATEMENT AS OF JUNE 30, 2024 OF THE AUGUSTAR LIFE INSURANCE COMPANY

**SCHEDULE DB - PART A - SECTION 1**

Showing all Options, Caps, Floors, Collars, Swaps and Forwards Open as of Current Statement Date

1	2	3	4	5	6	7	8	9	10	11	12	13	14	15	16	17	18	19	20	21	22	23
Description	Description of Item(s) Hedged, Used for Income Generation or Replicated	Schedule/ Exhibit Identifier	Type(s) of Risk(s) (a)	Exchange, Counterparty or Central Clearinghouse	Trade Date	Date of Maturity or Expiration	Number of Contracts	Notional Amount	Strike Price, Rate or Index Received (Paid)	Cumulative Prior Year(s) Initial Cost of Un-discounted Premium (Received) Paid	Current Year Initial Cost of Un-discounted Premium (Received) Paid	Current Year Income	Book/ Adjusted Carrying Value	Code	Fair Value	Unrealized Valuation Increase/ (Decrease)	Total Foreign Exchange Change in B./A.C.V.	Current Year's (Amortization)/ Accretion	Adjustment to Carrying Value of Hedged Item	Potential Exposure	Credit Quality of Reference Entity	Hedge Effectiveness at Inception and at Quarter-end (b)
S&P 500 5/1/2025 Strike @ 5459.84 7846SS283	Fixed Index Annuities	Exhibit 5	Equity/Index	Morgan Stanley .... 4PQUHN3JPF6FNF3BB653	.05/01/2024	.05/01/2025	5,463	29,827,106	5,459.8400	0	(984,328)	0	(2,231,745)		(2,231,745)	(1,247,417)	0	0	0	0	0	0/0
S&P 500 5/2/2025 Strike @ 5463.07 7846SS284	Fixed Index Annuities	Exhibit 5	Equity/Index	Goldman Sachs ..... W22LROIP21HZNB6K528	.05/03/2024	.05/02/2025	1,510	8,249,891	5,463.0700	0	(362,112)	0	(614,349)		(614,349)	(252,238)	0	0	0	0	0	0/0
S&P 500 5/8/2025 Strike @ 5602.55 7846SS285	Fixed Index Annuities	Exhibit 5	Equity/Index	Wells Fargo ..... KB1H1DSRPFMYMCOJFT09	.05/08/2024	.05/08/2025	4,343	24,332,099	5,602.5500	0	(895,926)	0	(1,397,181)		(1,397,181)	(501,255)	0	0	0	0	0	0/0
S&P 500 5/9/2025 Strike @ 5618.56 7846SS286	Fixed Index Annuities	Exhibit 5	Equity/Index	Goldman Sachs ..... W22LROIP21HZNB6K528	.05/10/2024	.05/09/2025	1,165	6,543,712	5,618.5600	0	(243,438)	0	(365,473)		(365,473)	(122,035)	0	0	0	0	0	0/0
S&P 500 5/14/2025 Strike @ 5537.34607 7846SS287	Fixed Index Annuities	Exhibit 5	Equity/Index	BNP Paribas ..... KVQR4N79VEI18JPSK1K14	.05/14/2024	.05/14/2025	5,706	31,594,546	5,537.3461	0	(1,514,167)	0	(2,098,422)		(2,098,422)	(584,255)	0	0	0	0	0	0/0
S&P 500 5/15/2025 Strike @ 5714.22 7846SS288	Fixed Index Annuities	Exhibit 5	Equity/Index	Barclays Capital .. AC28XWV13W1BK2824319	.05/15/2024	.05/15/2025	3,014	17,224,088	5,714.2200	0	(616,294)	0	(793,678)		(793,678)	(177,384)	0	0	0	0	0	0/0
S&P 500 5/16/2025 Strike @ 5741.88 7846SS289	Fixed Index Annuities	Exhibit 5	Equity/Index	Barclays Capital .. AC28XWV13W1BK2824319	.05/17/2024	.05/16/2025	1,267	7,275,536	5,741.8800	0	(237,531)	0	(316,996)		(316,996)	(79,465)	0	0	0	0	0	0/0
S&P 500 5/16/2025 Strike @ 5765.9 7846SS290	Fixed Index Annuities	Exhibit 5	Equity/Index	Barclays Capital .. AC28XWV13W1BK2824319	.05/22/2024	.05/16/2025	3,109	17,924,684	5,765.9000	0	(587,645)	0	(738,572)		(738,572)	(150,927)	0	0	0	0	0	0/0
S&P 500 5/23/2025 Strike @ 5810.78 7846SS291	Fixed Index Annuities	Exhibit 5	Equity/Index	BNP Paribas ..... KVQR4N79VEI18JPSK1K14	.05/24/2024	.05/23/2025	1,568	9,109,269	5,810.7800	0	(251,357)	0	(345,750)		(345,750)	(94,393)	0	0	0	0	0	0/0
S&P 500 5/29/2025 Strike @ 5775.82 7846SS292	Fixed Index Annuities	Exhibit 5	Equity/Index	Barclays Capital .. AC28XWV13W1BK2824319	.05/29/2024	.05/29/2025	2,237	12,919,758	5,775.8200	0	(371,052)	0	(542,791)		(542,791)	(171,739)	0	0	0	0	0	0/0
S&P 500 5/30/2025 Strike @ 5744.47 7846SS293	Fixed Index Annuities	Exhibit 5	Equity/Index	Bank of America Merr ..... EYKN6VOZCB8VD91ULB80	.05/31/2024	.05/30/2025	1,594	9,155,536	5,744.4700	0	(243,984)	0	(413,790)		(413,790)	(169,806)	0	0	0	0	0	0/0
S&P 500 6/5/2025 Strike @ 5769.31 7846SS294	Fixed Index Annuities	Exhibit 5	Equity/Index	BNP Paribas ..... KVQR4N79VEI18JPSK1K14	.06/05/2024	.06/05/2025	2,451	14,137,694	5,769.3100	0	(499,363)	0	(616,539)		(616,539)	(117,176)	0	0	0	0	0	0/0
S&P 500 6/6/2025 Strike @ 5820.47 7846SS295	Fixed Index Annuities	Exhibit 5	Equity/Index	Morgan Stanley .... 4PQUHN3JPF6FNF3BB653	.06/07/2024	.06/06/2025	1,409	8,199,995	5,820.4700	0	(258,786)	0	(321,287)		(321,287)	(62,501)	0	0	0	0	0	0/0
S&P 500 6/12/2025 Strike @ 5828.44 7846SS296	Fixed Index Annuities	Exhibit 5	Equity/Index	Morgan Stanley .... 4PQUHN3JPF6FNF3BB653	.06/12/2024	.06/12/2025	1,987	11,582,101	5,828.4400	0	(254,340)	0	(455,824)		(455,824)	(201,484)	0	0	0	0	0	0/0
S&P 500 6/13/2025 Strike @ 5733.922856 7846SS297	Fixed Index Annuities	Exhibit 5	Equity/Index	Barclays Capital .. AC28XWV13W1BK2824319	.06/14/2024	.06/13/2025	5,120	29,358,373	5,733.9229	0	(1,359,599)	0	(1,427,760)		(1,427,760)	(68,161)	0	0	0	0	0	0/0
S&P 500 6/13/2025 Strike @ 5933.23 7846SS298	Fixed Index Annuities	Exhibit 5	Equity/Index	BNP Paribas ..... KVQR4N79VEI18JPSK1K14	.06/14/2024	.06/13/2025	1,636	9,707,120	5,933.2300	0	(277,754)	0	(295,241)		(295,241)	(17,487)	0	0	0	0	0	0/0
S&P 500 6/20/2025 Strike @ 5989.63 7846SS299	Fixed Index Annuities	Exhibit 5	Equity/Index	Bank of America Merr ..... EYKN6VOZCB8VD91ULB80	.06/20/2024	.06/20/2025	2,420	14,495,324	5,989.6300	0	(422,931)	0	(394,333)		(394,333)	28,598	0	0	0	0	0	0/0
S&P 500 6/20/2025 Strike @ 5957.93 7846SS300	Fixed Index Annuities	Exhibit 5	Equity/Index	Bank of America Merr ..... EYKN6VOZCB8VD91ULB80	.06/21/2024	.06/20/2025	929	5,537,121	5,957.9300	0	(170,354)	0	(163,345)		(163,345)	7,009	0	0	0	0	0	0/0
S&P 500 6/25/2025 Strike @ 5939.4 7846SS301	Fixed Index Annuities	Exhibit 5	Equity/Index	Barclays Capital .. AC28XWV13W1BK2824319	.06/26/2024	.06/25/2025	2,744	16,296,051	5,939.4000	0	(537,687)	0	(513,207)		(513,207)	24,480	0	0	0	0	0	0/0
064999999. Subtotal - Written Options - Hedging Other - Call Options and Warrants										(13,456,783)	(55,258,736)	0	(152,300,008)	XXX	(152,300,008)	(76,572,894)	0	0	0	0	XXX	XXX

EOG-15



STATEMENT AS OF JUNE 30, 2024 OF THE AUGUSTAR LIFE INSURANCE COMPANY

**SCHEDULE DB - PART A - SECTION 1**

Showing all Options, Caps, Floors, Collars, Swaps and Forwards Open as of Current Statement Date

1	2	3	4	5	6	7	8	9	10	11	12	13	14	15	16	17	18	19	20	21	22	23			
Description	Description of Item(s) Hedged, Used for Income Generation or Replicated	Schedule/ Exhibit Identifier	Type(s) of Risk(s) (a)	Exchange, Counterparty or Central Clearinghouse	Trade Date	Date of Maturity or Expiration	Number of Contracts	Notional Amount	Strike Price, Rate or Index Received (Paid)	Cumulative Prior Year(s) Initial Cost of Un-discounted Premium (Received) Paid	Current Year Initial Cost of Un-discounted Premium (Received) Paid	Current Year Income	Book/ Adjusted Carrying Value	Code	Fair Value	Unrealized Valuation Increase/ (Decrease)	Total Foreign Exchange Change in B./A.C.V.	Current Year's (Amortization)/ Accretion	Adjustment to Carrying Value of Hedged Item	Potential Exposure	Credit Quality of Reference Entity	Hedge Effectiveness at Inception and at Quarter-end (b)			
0709999999	Subtotal - Written Options - Hedging Other									(13,456,783)	(55,258,736)	0	(152,300,008)	XXX	(152,300,008)	(76,572,894)	0	0	0	0	0	XXX	XXX		
0779999999	Subtotal - Written Options - Replications									0	0	0	0	XXX	0	0	0	0	0	0	0	XXX	XXX		
0849999999	Subtotal - Written Options - Income Generation									0	0	0	0	XXX	0	0	0	0	0	0	0	XXX	XXX		
0919999999	Subtotal - Written Options - Other									0	0	0	0	XXX	0	0	0	0	0	0	0	XXX	XXX		
0929999999	Total Written Options - Call Options and Warrants									(13,456,783)	(55,258,736)	0	(152,300,008)	XXX	(152,300,008)	(76,572,894)	0	0	0	0	0	0	XXX	XXX	
0939999999	Total Written Options - Put Options									0	0	0	0	XXX	0	0	0	0	0	0	0	0	XXX	XXX	
0949999999	Total Written Options - Caps									0	0	0	0	XXX	0	0	0	0	0	0	0	0	XXX	XXX	
0959999999	Total Written Options - Floors									0	0	0	0	XXX	0	0	0	0	0	0	0	0	XXX	XXX	
0969999999	Total Written Options - Collars									0	0	0	0	XXX	0	0	0	0	0	0	0	0	XXX	XXX	
0979999999	Total Written Options - Other									0	0	0	0	XXX	0	0	0	0	0	0	0	0	XXX	XXX	
0989999999	Total Written Options									(13,456,783)	(55,258,736)	0	(152,300,008)	XXX	(152,300,008)	(76,572,894)	0	0	0	0	0	0	XXX	XXX	
CREDIT SUISSE FB USA	CSL FINANCE PTY	Sch D	Currency	CREDIT SUISSE FB	EXD7DEVFDH4H0FFQ7349	11/12/2014	11/12/2024	0	9,038,400	3,780,000															
INC Fixed Rate	LIMITED	G1297#AF5	USA	USA								98,641	1,559,577		1,559,577	0	257,577	0	0	27,365		100/100			
1019999999	Subtotal - Swaps - Hedging Effective Excluding Variable Annuity Guarantees Under SSAP No.108 - Foreign Exchange									0	0	98,641	1,559,577	XXX	1,559,577	0	257,577	0	0	0	27,365	XXX	XXX		
1049999999	Subtotal - Swaps - Hedging Effective Excluding Variable Annuity Guarantees Under SSAP No.108									0	0	98,641	1,559,577	XXX	1,559,577	0	257,577	0	0	0	27,365	XXX	XXX		
1109999999	Subtotal - Swaps - Hedging Effective Variable Annuity Guarantees Under SSAP No.108									0	0	0	0	XXX	0	0	0	0	0	0	0	XXX	XXX		
1169999999	Subtotal - Swaps - Hedging Other									0	0	0	0	XXX	0	0	0	0	0	0	0	0	XXX	XXX	
1229999999	Subtotal - Swaps - Replication									0	0	0	0	XXX	0	0	0	0	0	0	0	0	XXX	XXX	
1289999999	Subtotal - Swaps - Income Generation									0	0	0	0	XXX	0	0	0	0	0	0	0	0	XXX	XXX	
1349999999	Subtotal - Swaps - Other									0	0	0	0	XXX	0	0	0	0	0	0	0	0	XXX	XXX	
1359999999	Total Swaps - Interest Rate									0	0	0	0	XXX	0	0	0	0	0	0	0	0	XXX	XXX	
1369999999	Total Swaps - Credit Default									0	0	0	0	XXX	0	0	0	0	0	0	0	0	0	XXX	XXX
1379999999	Total Swaps - Foreign Exchange									0	0	98,641	1,559,577	XXX	1,559,577	0	257,577	0	0	27,365	XXX	XXX			
1389999999	Total Swaps - Total Return									0	0	0	0	XXX	0	0	0	0	0	0	0	0	0	XXX	XXX
1399999999	Total Swaps - Other									0	0	0	0	XXX	0	0	0	0	0	0	0	0	0	XXX	XXX
1409999999	Total Swaps									0	0	98,641	1,559,577	XXX	1,559,577	0	257,577	0	0	27,365	XXX	XXX			
1479999999	Subtotal - Forwards									0	0	0	0	XXX	0	0	0	0	0	0	0	0	XXX	XXX	
1509999999	Subtotal - SSAP No. 108 Adjustments									0	0	0	0	XXX	0	0	0	0	0	0	0	0	XXX	XXX	
1689999999	Subtotal - Hedging Effective Excluding Variable Annuity Guarantees Under SSAP No.108									0	0	98,641	1,559,577	XXX	1,559,577	0	257,577	0	0	27,365	XXX	XXX			
1699999999	Subtotal - Hedging Effective Variable Annuity Guarantees Under SSAP No.108									0	0	0	0	XXX	0	0	0	0	0	0	0	0	XXX	XXX	
1709999999	Subtotal - Hedging Other									27,280,610	90,141,439	0	125,181,652	XXX	125,181,652	8,539,187	0	0	0	0	0	0	XXX	XXX	
1719999999	Subtotal - Replication									0	0	0	0	XXX	0	0	0	0	0	0	0	0	XXX	XXX	
1729999999	Subtotal - Income Generation									0	0	0	0	XXX	0	0	0	0	0	0	0	0	0	XXX	XXX
1739999999	Subtotal - Other									0	0	0	0	XXX	0	0	0	0	0	0	0	0	0	XXX	XXX
1749999999	Subtotal - Adjustments for SSAP No. 108 Derivatives									0	0	0	0	XXX	0	0	0	0	0	0	0	0	0	XXX	XXX
1759999999	Totals									27,280,610	90,141,439	98,641	126,741,228	XXX	126,741,228	8,539,187	257,577	0	0	27,365	XXX	XXX			

(a)	Code	Description of Hedged Risk(s)
-----	------	-------------------------------

(b)	Code	Financial or Economic Impact of the Hedge at the End of the Reporting Period
-----	------	--

E06.16

STATEMENT AS OF JUNE 30, 2024 OF THE AUGUSTAR LIFE INSURANCE COMPANY

**SCHEDULE DB - PART B - SECTION 1**

Futures Contracts Open as of the Current Statement Date

1	2	3	4	5	6	7	8	9	10	11	12	13	14	Highly Effective Hedges			18	19	20	21	22											
														15	16	17																
Ticker Symbol	Number of Contracts	Notional Amount	Description	Description of Item(s) Hedged, Used for Income Generation or Replicated	Schedule/ Exhibit Identifier	Type(s) of Risk(s) (a)	Date of Maturity or Expiration	Exchange	Trade Date	Transaction Price	Reporting Date Price	Fair Value	Book/ Adjusted Carrying Value	Cumulative Variation Margin	Deferred Variation Margin	Change in Variation Margin Gain (Loss) Used to Adjust Basis of Hedged Item	Cumulative Variation Margin for All Other Hedges	Change in Variation Margin Gain (Loss) Recognized in Current Year	Potential Exposure	Hedge Effectiveness at Inception and at Quarter-end (b)	Value of One (1) Point											
1579999999. Subtotal - Long Futures													0	0	0	0	0	0	0	0	0	0	0	0	0	0	0	0	0	0	XXX	XXX
ESU4	92	23,222,633	S&P500 EMINI FUT	Variable Annuities	Exhibit 5	Product Equity Risk	09/20/2024	CME	SNZ20JLKF8MINNCLQOF39	06/17/2024	5,540,750	5,521,500	88,550	88,550	0	0	0	0	1,097,775	0/0	50											
ESU4	70	17,898,868	S&P500 EMINI FUT	Variable Annuities	Exhibit 5	Product Equity Risk	09/20/2024	CME	SNZ20JLKF8MINNCLQOF39	06/17/2024	5,541,000	5,521,500	68,250	68,250	0	0	0	0	846,111	0/0	50											
ESU4	84	22,029,375	S&P500 EMINI FUT	Variable Annuities	Exhibit 5	Product Equity Risk	09/20/2024	CME	SNZ20JLKF8MINNCLQOF39	06/17/2024	5,541,500	5,521,500	84,000	84,000	0	0	0	0	1,041,368	0/0	50											
ESU4	281	74,614,677	S&P500 EMINI FUT	Variable Annuities	Exhibit 5	Product Equity Risk	09/20/2024	CME	SNZ20JLKF8MINNCLQOF39	06/17/2024	5,541,750	5,521,500	284,513	284,513	0	0	0	0	3,527,169	0/0	50											
ESU4	158	42,472,111	S&P500 EMINI FUT	Variable Annuities	Exhibit 5	Product Equity Risk	09/20/2024	CME	SNZ20JLKF8MINNCLQOF39	06/17/2024	5,542,000	5,521,500	161,950	161,950	0	0	0	0	2,007,732	0/0	50											
ESU4	174	46,773,085	S&P500 EMINI FUT	Variable Annuities	Exhibit 5	Product Equity Risk	09/20/2024	CME	SNZ20JLKF8MINNCLQOF39	06/17/2024	5,542,000	5,521,500	178,350	178,350	0	0	0	0	2,211,047	0/0	50											
ESU4	253	68,838,520	S&P500 EMINI FUT	Variable Annuities	Exhibit 5	Product Equity Risk	09/20/2024	CME	SNZ20JLKF8MINNCLQOF39	06/17/2024	5,542,250	5,521,500	262,488	262,488	0	0	0	0	3,254,120	0/0	50											
ESU4	77	21,455,694	S&P500 EMINI FUT	Variable Annuities	Exhibit 5	Product Equity Risk	09/20/2024	CME	SNZ20JLKF8MINNCLQOF39	06/17/2024	5,542,750	5,521,500	81,813	81,813	0	0	0	0	1,014,249	0/0	50											
ESU4	135	38,502,234	S&P500 EMINI FUT	Variable Annuities	Exhibit 5	Product Equity Risk	09/20/2024	CME	SNZ20JLKF8MINNCLQOF39	06/17/2024	5,543,250	5,521,500	146,813	146,813	0	0	0	0	1,820,069	0/0	50											
ESU4	66	19,472,394	S&P500 EMINI FUT	Variable Annuities	Exhibit 5	Product Equity Risk	09/20/2024	CME	SNZ20JLKF8MINNCLQOF39	06/17/2024	5,544,000	5,521,500	74,250	74,250	0	0	0	0	920,495	0/0	50											
ESU4	53	16,331,897	S&P500 EMINI FUT	Variable Annuities	Exhibit 5	Product Equity Risk	09/20/2024	CME	SNZ20JLKF8MINNCLQOF39	06/17/2024	5,545,000	5,521,500	62,275	62,275	0	0	0	0	772,038	0/0	50											
ESU4	145	45,156,941	S&P500 EMINI FUT	Variable Annuities	Exhibit 5	Product Equity Risk	09/20/2024	CME	SNZ20JLKF8MINNCLQOF39	06/17/2024	5,545,250	5,521,500	172,188	172,188	0	0	0	0	2,134,649	0/0	50											
ESU4	53	16,679,384	S&P500 EMINI FUT	Variable Annuities	Exhibit 5	Product Equity Risk	09/20/2024	CME	SNZ20JLKF8MINNCLQOF39	06/17/2024	5,545,500	5,521,500	63,600	63,600	0	0	0	0	788,464	0/0	50											
ESU4	32	10,175,473	S&P500 EMINI FUT	Variable Annuities	Exhibit 5	Product Equity Risk	09/20/2024	CME	SNZ20JLKF8MINNCLQOF39	06/17/2024	5,545,750	5,521,500	38,800	38,800	0	0	0	0	481,013	0/0	50											
1609999999. Subtotal - Short Futures - Hedging Other													1,767,838	1,767,838	0	0	0	0	0	0	21,916,300	XXX	XXX									
1649999999. Subtotal - Short Futures													1,767,838	1,767,838	0	0	0	0	0	0	21,916,300	XXX	XXX									
1679999999. Subtotal - SSAP No. 108 Adjustments													0	0	0	0	0	0	0	0	0	0	XXX	XXX								
1689999999. Subtotal - Hedging Effective Excluding Variable Annuity Guarantees Under SSAP No.108													0	0	0	0	0	0	0	0	0	0	XXX	XXX								
1699999999. Subtotal - Hedging Effective Variable Annuity Guarantees Under SSAP No.108													0	0	0	0	0	0	0	0	0	0	XXX	XXX								
1709999999. Subtotal - Hedging Other													1,767,838	1,767,838	0	0	0	0	0	0	21,916,300	XXX	XXX									
1719999999. Subtotal - Replication													0	0	0	0	0	0	0	0	0	0	XXX	XXX								
1729999999. Subtotal - Income Generation													0	0	0	0	0	0	0	0	0	0	XXX	XXX								
1739999999. Subtotal - Other													0	0	0	0	0	0	0	0	0	0	XXX	XXX								
1749999999. Subtotal - Adjustments for SSAP No. 108 Derivatives													0	0	0	0	0	0	0	0	0	0	XXX	XXX								
1759999999 - Totals													1,767,838	1,767,838	0	0	0	0	0	0	21,916,300	XXX	XXX									

Broker Name	Beginning Cash Balance	Cumulative Cash Change	Ending Cash Balance
WELLS FARGO	(17,280,300)	19,048,138	1,767,838
Total Net Cash Deposits	(17,280,300)	19,048,138	1,767,838

(a) Code	Description of Hedged Risk(s)

E07

STATEMENT AS OF JUNE 30, 2024 OF THE AUGUSTAR LIFE INSURANCE COMPANY

(b)

Code	Financial or Economic Impact of the Hedge at the End of the Reporting Period
------	--

STATEMENT AS OF JUNE 30, 2024 OF THE AUGUSTAR LIFE INSURANCE COMPANY

**SCHEDULE DB - PART D - SECTION 1**

Counterparty Exposure for Derivative Instruments Open as of Current Statement Date

1 Description of Exchange, Counterparty or Central Clearinghouse	2 Master Agreement (Y or N)	3 Credit Support Annex (Y or N)	Counterparty Offset		Book/Adjusted Carrying Value			Fair Value			12 Potential Exposure	13 Off-Balance Sheet Exposure
			4 Fair Value of Acceptable Collateral	5 Present Value of Financing Premium	6 Contracts With Book/Adjusted Carrying Value >0	7 Contracts With Book/Adjusted Carrying Value <0	8 Exposure Net of Collateral	9 Contracts With Fair Value >0	10 Contracts With Fair Value <0	11 Exposure Net of Collateral		
0199999999 - Aggregate Sum of Exchange Traded Derivatives	XXX	XXX	XXX	0	1,767,838	0	1,767,838	1,767,838	0	1,767,838	21,916,300	21,916,300
BARCLAYS CAPITAL AC28XWV13W1BK2824319	Y	Y	19,300,000	0	19,366,232	0	66,232	19,366,232	0	66,232	0	0
BNP PARIBAS KVQRAN79VEIBJPSK1K14	Y	Y	23,810,000	0	23,768,189	0	0	23,768,189	0	0	0	0
CREDIT SUISSE ANGGYXNKQJLX3X63JN86	Y	Y	1,470,000	0	1,559,577	0	89,577	1,559,577	0	89,577	27,365	0
GOLDMAN SACHS W22LROWP21HZNBB6K528	Y	Y	0	0	23,539,689	0	23,539,689	23,539,689	0	23,539,689	0	0
BANK OF AMERICA MERRILL LYNCH EYKN6VOZCB8VD91ULB80	Y	Y	4,510,000	0	18,142,535	0	13,632,535	18,142,535	0	13,632,535	0	0
MORGAN STANLEY 4POHNGJPFQFN3BB653	Y	Y	15,740,000	0	29,680,036	0	13,940,036	29,680,036	0	13,940,036	0	0
WELLS FARGO KB1H1DSPRFMYMCFXT09	Y	Y	0	0	10,684,970	0	10,684,970	10,684,970	0	10,684,970	0	0
0299999999 - Total NAIC 1 Designation			64,830,000	0	126,741,228	0	61,953,039	126,741,228	0	61,953,039	27,365	0
0899999999 - Aggregate Sum of Central Clearinghouses (Excluding Exchange Traded)			0	0	0	0	0	0	0	0	0	0
0999999999 - Gross Totals			64,830,000	0	128,509,066	0	63,720,877	128,509,066	0	63,720,877	21,943,665	21,916,300
1. Offset per SSAP No. 64					0	0						
2. Net after right of offset per SSAP No. 64					128,509,066	0						

STATEMENT AS OF JUNE 30, 2024 OF THE AUGUSTAR LIFE INSURANCE COMPANY

**SCHEDULE DB - PART D - SECTION 2**

Collateral for Derivative Instruments Open as of Current Statement Date

Collateral Pledged by Reporting Entity

1 Exchange, Counterparty or Central Clearinghouse	2 Type of Asset Pledged	3 CUSIP Identification	4 Description	5 Fair Value	6 Par Value	7 Book/Adjusted Carrying Value	8 Maturity Date	9 Type of Margin (I, V or IV)
<b>NONE</b>								
019999999 - Total							XXX	XXX

Collateral Pledged to Reporting Entity

1 Exchange, Counterparty or Central Clearinghouse	2 Type of Asset Pledged	3 CUSIP Identification	4 Description	5 Fair Value	6 Par Value	7 Book/Adjusted Carrying Value	8 Maturity Date	9 Type of Margin (I, V or IV)
BARCLAYS CAPITAL .....	MONEY MARKET FUND .....	AC28X1W1311BK2824319 ..	31846V-56-7 .....	FIRST AMERICAN TREASURY .....	19,300,000	19,300,000	XXX	IV
BNP PARIBAS .....	MONEY MARKET FUND .....	KVQR4N79VEI16JPSK1K14 ..	31846V-56-7 .....	FIRST AMERICAN TREASURY .....	23,810,000	23,810,000	XXX	IV
CREDIT SUISSE .....	MONEY MARKET FUND .....	ANGGYXNXQJLX3X63JN86 ..	31846V-56-7 .....	FIRST AMERICAN TREASURY .....	1,470,000	1,470,000	XXX	IV
BANK OF AMERICA MERRILL LYNCH .....	MONEY MARKET FUND .....	EYKN6VOZCB8VD91LULB80 ..	31846V-56-7 .....	FIRST AMERICAN TREASURY .....	4,510,000	4,510,000	XXX	IV
MORGAN STANLEY .....	MONEY MARKET FUND .....	4PQUH3JPF6FNF3BB653 ..	31846V-56-7 .....	FIRST AMERICAN TREASURY .....	15,740,000	15,740,000	XXX	IV
029999999 - Total				64,830,000	64,830,000	XXX	XXX	XXX

E09

STATEMENT AS OF JUNE 30, 2024 OF THE AUGUSTAR LIFE INSURANCE COMPANY

**SCHEDULE DB - PART E**

**Derivatives Hedging Variable Annuity Guarantees as of Current Statement Date**

This schedule is specific for the derivatives and the hedging programs captured in SSAP No. 108

CDHS		Hedged Item								Hedging Instruments								
1	2	3	4	5	6	7	8	9	10	11	12	13	14	15	16	17	18	19
Identifier	Description	Prior Fair Value in Full Contract Cash Flows Attributed to Interest Rates	Ending Fair Value in Full Contract Cash Flows Attributed to Interest Rates	Fair Value Gain (Loss) in Full Contract Cash Flows Attributed to Interest Rates (4-3)	Fair Value Gain (Loss) in Hedged Item Attributed to Hedged Risk	Current Year Increase/ (Decrease) in VM-21 Liability	Current Year Increase/ (Decrease) in VM-21 Liability Attributed to Interest Rates	Change in the Hedged Item Attributed to Hedged Risk Percentage (6/5)	Current Year Increase/ (Decrease) in VM-21 Liability Attributed to Hedged Risk (8*9)	Prior Deferred Balance	Current Year Fair Value Fluctuation of the Hedge Instruments	Current Year Natural Offset to VM-21 Liability	Hedging Instruments' Current Fair Value Fluctuation Not Attributed to Hedged Risk	Hedge Gain (Loss) in Current Year Deferred Adjustment [12-(13+14)]	Current Year Prescribed Deferred Amortization	Current Year Additional Deferred Amortization	Current Year Total Deferred Amortization (16+17)	Ending Deferred Balance (11+15+18)
<b>NONE</b>																		
Total									XXX									

STATEMENT AS OF JUNE 30, 2024 OF THE AUGUSTAR LIFE INSURANCE COMPANY

**SCHEDULE DL - PART 1**  
**SECURITIES LENDING COLLATERAL ASSETS**

Reinvested Collateral Assets Owned Current Statement Date  
(Securities lending collateral assets reported in aggregate on Line 10 of the Assets page (Line 9 for Separate Accounts) and not included on Schedules A, B, BA, D, DB and E)

1	2	3	4	5	6	7
CUSIP Identification	Description	Code	NAIC Designation, NAIC Designation Modifier and SVO Administrative Symbol	Fair Value	Book/Adjusted Carrying Value	Maturity Date
0109999999	Total - U.S. Government Bonds			0	0	XXX
0309999999	Total - All Other Government Bonds			0	0	XXX
0509999999	Total - U.S. States, Territories and Possessions Bonds			0	0	XXX
0709999999	Total - U.S. Political Subdivisions Bonds			0	0	XXX
0909999999	Total - U.S. Special Revenues Bonds			0	0	XXX
06367D-DF-9	BANK OF MONTREAL CHICAGO	C	1.E FE	1,501,538	1,500,000	10/04/2024
06417M-5E-1	BANK OF NOVA SCOTIA HOUS	C	1.E FE	1,501,817	1,500,000	10/17/2024
89120D-YD-5	TORONTO DOMINION BANK	C	1.D FE	1,501,862	1,500,000	11/06/2024
95001K-NJ-9	WELLS FARGO BANK NA	C	1.E FE	1,500,860	1,500,000	08/09/2024
CR1016-69-8	JP Morgan Securities LLC RECENT OBFR+40	C	1.E FE	1,000,000	1,000,000	09/28/2024
CR1727-13-8	BNP Paribas SA RECENT	C	1.D FE	2,000,000	2,000,000	08/04/2024
CR2448-69-2	HSBC Securities (USA) Inc RECENT 35 Day	C	1.E FE	4,000,000	4,000,000	08/04/2024
CR4824-39-5	Credit Agricole Corporate & Investment	C	1.E FE	1,500,000	1,500,000	07/07/2024
CR5741-72-1	BofA Securities Inc. RECENT	C	1.E FE	2,000,000	2,000,000	08/04/2024
1019999999	Subtotal - Bonds - Industrial and Miscellaneous (Unaffiliated) - Issuer Obligations			16,506,077	16,500,000	XXX
1109999999	Total - Industrial and Miscellaneous (Unaffiliated) Bonds			16,506,077	16,500,000	XXX
1309999999	Total - Hybrid Securities			0	0	XXX
1509999999	Total - Parent, Subsidiaries and Affiliates Bonds			0	0	XXX
1909999999	Subtotal - Unaffiliated Bank Loans			0	0	XXX
2419999999	Total - Issuer Obligations			16,506,077	16,500,000	XXX
2429999999	Total - Residential Mortgage-Backed Securities			0	0	XXX
2439999999	Total - Commercial Mortgage-Backed Securities			0	0	XXX
2449999999	Total - Other Loan-Backed and Structured Securities			0	0	XXX
2459999999	Total - SVO Identified Funds			0	0	XXX
2469999999	Total - Affiliated Bank Loans			0	0	XXX
2479999999	Total - Unaffiliated Bank Loans			0	0	XXX
2489999999	Total - Unaffiliated Certificates of Deposit			0	0	XXX
2509999999	Total Bonds			16,506,077	16,500,000	XXX
4109999999	Total - Preferred Stocks (Schedule D, Part 2, Section 1 type) - Industrial and Miscellaneous (Unaffiliated)			0	0	XXX
4409999999	Total - Preferred Stocks (Schedule D, Part 2, Section 1 type) - Parent, Subsidiaries and Affiliates			0	0	XXX
4509999999	Total - Preferred Stocks (Schedule D, Part 2, Section 1 type)			0	0	XXX
5109999999	Total - Common Stocks (Schedule D, Part 2, Section 2 type) - Industrial and Miscellaneous (Unaffiliated)			0	0	XXX
5409999999	Total - Common Stocks (Schedule D, Part 2, Section 2 type) - Mutual Funds			0	0	XXX
5609999999	Total - Common Stocks (Schedule D, Part 2, Section 2 type) - Unit Investment Trusts			0	0	XXX
5809999999	Total - Common Stocks (Schedule D, Part 2, Section 2 type) - Closed-End Funds			0	0	XXX
5979999999	Total - Common Stocks (Schedule D, Part 2, Section 2 type) - Parent, Subsidiaries and Affiliates			0	0	XXX
5989999999	Total - Common Stocks (Schedule D, Part 2, Section 2 type)			0	0	XXX
5999999999	Total - Preferred and Common Stocks			0	0	XXX
05253M-YD-3	AUST & NZ BANKING GROUP	C	1.D	1,500,368	1,500,000	07/25/2024
05253M-YK-7	AUST & NZ BANKING GROUP	C	1.D	1,800,169	1,800,000	07/15/2024
13606K-R7-3	CANADIAN IMP BK COMM NY	C	1.E	1,499,934	1,500,000	07/09/2024
19421M-HM-7	COLLAT CP FLEX CO LLC	C	1.E	1,000,089	1,000,000	12/16/2024
60710T-LH-2	MIZUHO BANK LTD/NY	C	1.E	1,649,985	1,649,999	07/03/2024
6117P4-HL-7	MONT BLANC CAPITAL CORP	C	1.E	644,844	645,152	08/20/2024
63254G-C7-8	NATIONAL AUSTRALI BANK L	C	1.D	1,500,147	1,500,000	12/05/2024
63254G-ZG-3	NATIONAL AUSTRALI BANK L	C	1.D	1,501,701	1,500,000	09/27/2024
78016L-AN-1	ROYAL BANK OF CANADA NY	C	1.D	1,000,147	1,000,000	12/13/2024
86564P-PP-0	SUMITOMO MITSUI TRUST NY	C	1.F	1,350,124	1,350,000	08/06/2024
87019W-PH-2	SWEDBANK (NEW YORK)	C	1.E	760,328	760,200	08/15/2024
89115B-AM-2	TORONTO DOMINION BANK NY	C	1.D	1,690,130	1,690,167	09/20/2024
9509999999	Subtotal - Short-Term Invested Assets (Schedule DA type)			15,897,966	15,895,518	XXX
000000-00-0		C		630	630	
9609999999	Subtotal - Cash (Schedule E Part 1 type)			630	630	XXX
03785D-G2-6	APPLE INC	C	1.D	999,415	999,853	07/02/2024
06417M-5G-6	BANK OF NOVA SCOTIA HOUS	C	1.E	1,000,196	1,000,154	07/18/2024
13606K-YT-7	CANADIAN IMP BK COMM NY	C	1.E	522,025	522,010	07/03/2024
17330Q-DB-0	CITIBANK NA	C	1.E	1,500,054	1,500,031	07/08/2024
19121A-G1-3	COCA-COLA CO	C	1.E	249,890	250,000	07/01/2024
24422L-GN-7	JOHN DEERE CAPITAL CORP	C	1.E	996,455	996,903	07/22/2024
2524H4-G2-0	DIAGEO CAPITAL PLC	C	2.A	749,555	749,886	07/02/2024
34411G-GC-4	FMS WERTMANAGEMENT	C	1.D	997,941	998,370	07/12/2024
45856W-GC-7	INTERCONTINENTAL EXCHANGE	C	2.A	748,356	748,751	07/12/2024
54316T-G1-4	LONGSHIP FUNDING LLC	C	1.D	1,499,335	1,500,000	07/01/2024
54316T-G8-9	LONGSHIP FUNDING LLC	C	1.D	998,519	998,958	07/08/2024
57978C-GF-2	MCCORMICK & COMPANY INC	C	2.A	847,798	848,202	07/15/2024
59515M-G8-2	MICROSOFT CORP	C	1.D	698,969	699,280	07/08/2024
63975J-G8-9	NEDERLANDSE WATERSCHAPS	C	1.D	998,519	998,960	07/08/2024
65409R-G2-0	NIEUW AMSTERDAM REC BV	C	1.E	1,499,112	1,499,778	07/02/2024
69372A-GJ-5	PACCAR FINANCIAL CORP	C	1.E	747,721	748,109	07/18/2024
83050T-GA-3	SKANDINAV ENSKILDA BANK	C	1.E	1,125,018	1,125,498	07/10/2024
83369B-G1-8	SOCIETE GENERALE	C	1.E	399,823	400,000	07/01/2024
86959R-SV-8	SVENSKA HANDELSBANKEN NY	C	1.D	1,000,191	1,000,152	07/16/2024
87019R-GC-4	SWEDBANK	C	1.E	997,947	998,365	07/12/2024
8AMMFO-91-1	DWS GOVT MM SERIES INST	C	1.A	4,201,628	4,201,628	
8AMMFO-AM-3	INVESCO GVT & AGCY-INST	C	1.A	545,648	545,648	
92866B-G8-2	VOLKSWAGEN GROUP AMERICA	C	2.A	848,672	849,089	07/08/2024
93114E-G8-4	WALMART INC	C	1.D	998,531	998,969	07/08/2024
94107M-GA-8	WASTE MANAGEMENT INC	C	2.A	848,456	848,846	07/10/2024
RPEJ2C-MB-4	BNP PARIBAS	C	1.E	6,000,000	6,000,000	07/01/2024
RPEJ2C-MC-2	BNP PARIBAS	C	1.E	1,000,000	1,000,000	07/01/2024
RPEJ2C-MH-1	HSBC SECURITIES USA INC	C	1.E	6,000,000	6,000,000	07/01/2024
9709999999	Subtotal - Cash Equivalents (Schedule E Part 2 type)			39,019,774	39,027,440	XXX
9999999999	Totals			71,424,447	71,423,588	XXX

General Interrogatories:

- Total activity for the year Fair Value \$ .....0 Book/Adjusted Carrying Value \$ .....0
- Average balance for the year Fair Value \$ .....0 Book/Adjusted Carrying Value \$ .....0
- Reinvested securities lending collateral assets book/adjusted carrying value included in this schedule by NAIC designation:  
 NAIC 1 \$ .....0 NAIC 2 \$ .....0 NAIC 3 \$ .....0 NAIC 4 \$ .....0 NAIC 5 \$ .....0 NAIC 6 \$ .....0

**SCHEDULE DL - PART 2**  
**SECURITIES LENDING COLLATERAL ASSETS**

Reinvested Collateral Assets Owned Current Statement Date  
 (Securities lending collateral assets included on Schedules A, B, BA, D, DB and E  
 and not reported in aggregate on Line 10 of the Assets page (Line 9 for Separate Accounts))

1 CUSIP Identification	2 Description	3 Code	4 NAIC Designation, NAIC Designation Modifier and SVO Administrative Symbol	5 Fair Value	6 Book/Adjusted Carrying Value	7 Maturity Date
<b>NONE</b>						
999999999 - Totals						XXX

General Interrogatories:

1. Total activity for the year
2. Average balance for the year

Fair Value \$ ..... Book/Adjusted Carrying Value \$ .....  
 Fair Value \$ ..... Book/Adjusted Carrying Value \$ .....



STATEMENT AS OF JUNE 30, 2024 OF THE AUGUSTAR LIFE INSURANCE COMPANY

**SCHEDULE E - PART 1 - CASH**

Month End Depository Balances

1  Depository	2  Code	3  Rate of Interest	4  Amount of Interest Received During Current Quarter	5  Amount of Interest Accrued at Current Statement Date	Book Balance at End of Each Month During Current Quarter			9  *
					6  First Month	7  Second Month	8  Third Month	
					U.S. Bank Cincinnati, OH		0.000	
BMO Harris Bank N.A. Chicago, IL		0.000	0	0	662,886	717,078	799,483	.XXX.
Goldman Sachs New York, NY		0.000	0	0	28,388,222	44,665,540	30,906,155	.XXX.
Key Bank Cincinnati, OH		0.000	0	0	(56,717,909)	(56,536,712)	(13,192,731)	.XXX.
Fifth Third Bank Cincinnati, OH		0.000	0	0	5,453,928	12,862,126	19,743,226	.XXX.
0199998. Deposits in ... 5 depositories that do not exceed the allowable limit in any one depository (See instructions) - Open Depositories	XXX	XXX	0	0	663,959	659,912	749,720	XXX
0199999. Totals - Open Depositories	XXX	XXX	0	0	413,255,683	313,336,888	375,473,380	XXX
0299998. Deposits in ... 0 depositories that do not exceed the allowable limit in any one depository (See instructions) - Suspended Depositories	XXX	XXX	0	0	0	0	0	XXX
0299999. Totals - Suspended Depositories	XXX	XXX	0	0	0	0	0	XXX
0399999. Total Cash on Deposit	XXX	XXX	0	0	413,255,683	313,336,888	375,473,380	XXX
0499999. Cash in Company's Office	XXX	XXX	XXX	XXX	0	0	0	XXX
0599999. Total - Cash	XXX	XXX	0	0	413,255,683	313,336,888	375,473,380	XXX

STATEMENT AS OF JUNE 30, 2024 OF THE AUGUSTAR LIFE INSURANCE COMPANY

**SCHEDULE E - PART 2 - CASH EQUIVALENTS**

Show Investments Owned End of Current Quarter

1	2	3	4	5	6	7	8	9
CUSIP	Description	Code	Date Acquired	Rate of Interest	Maturity Date	Book/Adjusted Carrying Value	Amount of Interest Due and Accrued	Amount Received During Year
0109999999	Total - U.S. Government Bonds					0	0	0
0309999999	Total - All Other Government Bonds					0	0	0
0509999999	Total - U.S. States, Territories and Possessions Bonds					0	0	0
0709999999	Total - U.S. Political Subdivisions Bonds					0	0	0
0909999999	Total - U.S. Special Revenues Bonds					0	0	0
1109999999	Total - Industrial and Miscellaneous (Unaffiliated) Bonds					0	0	0
1309999999	Total - Hybrid Securities					0	0	0
1509999999	Total - Parent, Subsidiaries and Affiliates Bonds					0	0	0
1909999999	Subtotal - Unaffiliated Bank Loans					0	0	0
2419999999	Total - Issuer Obligations					0	0	0
2429999999	Total - Residential Mortgage-Backed Securities					0	0	0
2439999999	Total - Commercial Mortgage-Backed Securities					0	0	0
2449999999	Total - Other Loan-Backed and Structured Securities					0	0	0
2459999999	Total - SVO Identified Funds					0	0	0
2469999999	Total - Affiliated Bank Loans					0	0	0
2479999999	Total - Unaffiliated Bank Loans					0	0	0
2509999999	Total Bonds					0	0	0
31846V-56-7	FIRST AMERICAN GOVT OBLIG FUND CL Z		06/28/2024	0.000		246,506,531	0	4,111,992
94988A-75-9	ALLSPRING 100% TR MM-INST MONEY MARKET FUND		06/25/2024	0.000		19,322,674	0	149,421
8309999999	Subtotal - All Other Money Market Mutual Funds					265,829,205	0	4,261,413
8609999999	Total Cash Equivalents					265,829,205	0	4,261,413